

**KINGDOM OF CAMBODIA**  
**Nation - Religion - King**



**MINISTRY OF HEALTH**

**ANNUAL HEALTH  
STATISTICS REPORT**  
**2016**

---

DEPARTMENT OF PLANNING AND HEALTH INFORMATION  
MINISTRY OF HEALTH PHNOM PENH



## FOREWORD

The use of health information is very critical in the development and delivery of health care services in Cambodia. The Health Management Information System (HMIS) is regarded as one of the Ministry of Health's priority programs. With rising levels of communicable and non-communicable diseases and co-morbidity there are concerns about the quality and safety of patient care, and a need to allocate resources wisely. In order to accomplish these objectives data is needed to guide evidence-based decision making and improved monitoring and evaluation that will result in improved health.

To be useful for the assessment of progress in population health and the quality of care, health data collection needs to be organized in a systematic and efficient way, structured to support linkage across data sources, and be accessible.

This report is about the progress and challenges that have been made in Cambodia to develop a national health management information system infrastructure. It focuses on the development and linkage of health care data and the development and use of electronic health record systems. It signals the importance of having data available and accessible; and the opportunities that exist in our country to continue to strengthen health information infrastructure in the future.

Phnom Penh, 6 November, 2017 *E/Hs*



**Prof. ENG HUOT**  
SECRETARY OF STATE

# ACKNOWLEDGEMENT

This report was developed through a collaborative process by the Department of Planning and health Information (DPHI) of the Cambodian Ministry of Health, the Health Information System Technical Working Group members and consultant John Hustedt. Palladium generously provided support to the writing team in terms of HMIS system support, and providing data where requested.



# CONTENT

<b>Executive Summary</b> .....	<b>5</b>
<b>Abbreviations</b> .....	<b>6</b>
1.Introduction .....	7
Background on Cambodian Health Information Systems.....	7
Methodology and Data Sources .....	7
Reporting & Data Quality.....	8
Population Estimates .....	8
2.General Indicators .....	10
Quantity and Quality of Life.....	10
3. Improve reproductive health, and reduce maternal, newborn and child mortality and malnutrition among women and children. ....	11
Maternal Mortality .....	11
Newborn Health .....	16
3. Reduce morbidity and mortality due to main communicable diseases ....	20
Human Immunodeficiency Virus .....	20
Tuberculosis .....	23
Malaria.....	24
Hepatitis B & Leprosy.....	26
4. Reduce morbidity and mortality due to non-communicable diseases and other public health problems.....	27
Hypertension and Diabetes.....	27
Optical Health.....	29
Road Traffic Accidents .....	30
5. Make the health system more accountable and responsive to population health needs. ....	32
Patient Care.....	32
Health System Statistics .....	32
<b>References:</b> .....	<b>34</b>
<b>Annex:</b> .....	<b>39</b>

## EXECUTIVE SUMMARY

The Annual Health Statistics Report 2016 summarizes the Cambodia Ministry of Health (MOH), Health Management and Information System (HMIS) and Cambodia Demographic and Health Survey (CDHS) derived data for 2016 based on the Health Strategic Plan 3 national indicators. The purpose of the report is to serve as a primary source of health information for health sector stakeholders.

This report presents health statistics using data recorded in the HMIS from 2012-2016 to indicate trends in Cambodia. Additional data is sourced from the last four CDHSs. The latest values of these primary data sources are presented and described in the context provided by other information sources such as national guidelines or strategy documents, WHO topic country summaries and peer reviewed publications.

The HMIS data reflect positive trends in several important health areas including ante-natal care, skilled birth attendance, immunization coverage, under 5 mortality rate and cervical cancer screening. In 2016, four ante-natal care visits were completed by 66.7% of pregnant women, 15% higher than 2012 figures. Skilled birth attendance rates in 2016 were 78.6%, also an improved trend, but lower than the target of 89%. Immunization coverage rates (percentage of one-year-olds who have received three doses of the combined diphtheria, tetanus toxoid and pertussis (DTP3), Hepatitis B (HepB) and Haemophilus influenza type B (Hib)) were 96.3%, meeting the HSP3 target of 95%. Cervical cancer screening has also shown a steady increase and 2016 HMIS screening rates were 1.03% (52,524 women) up from 0.20% in 2014 (10004 women). The HMIS data demonstrate progress over the last 5 years reflecting sector specific progress, the maturation of the overall health system and general nation-wide development improvements.

The HMIS data also reflect areas where progress has stagnated or declined including in hypertension, diabetes, exclusive breastfeeding, Vitamin A coverage and contraceptive prevalence rate. Hypertension and diabetes rates have both increased over the past three years.

The number of hypertensive Adults 25-64 was 0.52% of adults in 2016, up from 0.42% in 2014. Similarly, there was a rise in diabetes prevalence from 0.24% in 2014 to 0.42% in 2016. CDHS data report that six-month exclusive breastfeeding rates fell from 74% in 2010 to 65% in 2014, Vitamin A coverage similarly declined from 89.7% in 2012 to 75.3% in 2016, well below the 2016 HSP3 target of 91%. And the 2016 contraception prevalence rate of 33% while stable since 2014, is still quite low from a regional perspective and lower than the HSP3 target of 41%.

One limitation of the HMIS data is that most of it comes from government run health centers, although the number of private providers reporting is increasing. In addition, there are trends that are reported in the HMIS data that are not consistent with trends reported from other sources. For example, road deaths due to traffic accidents are reported as decreasing over time in HMIS data but reported as on the increase in other data sources. Continued improvements to the quality of the HMIS data collection will improve the ability of the Ministry of Health and stakeholders to be able to plan based on up to date reliable data.

Despite the HMIS limitations, Annual Health Statistics Report 2016 demonstrates considerable progress in the MOH's ability to manage the collection and reporting of information. The HMIS and CDHS data show considerable progress in many health areas which are important for Cambodians now and into the future. However, health disparities by geography and education status persist – Cambodians living in urban areas and who achieve higher education have better health outcomes than Cambodians in rural areas and with lower education. In addition to maintaining and improving the HMIS and CHDS data sources, the MOH's challenges including continuing to maintain and improve all health indicators as well as continue to focus on how to improve on the equity of health outcomes for all.

# ABBREVIATIONS

ANC	Antenatal Care
ART	Anti-retroviral treatment
CBR	Crude birth rate
CDHS	Cambodia Demographic and Health Survey
DPHI	Department of Planning and Health Information
DTP3	Diphtheria, Tetanus Toxoid and Pertussis - 3
GDP	Gross domestic product
GNI	Gross National Income
HC	Health Centre
HDI	Human Development Index
HepB	Hepatitis B
Hib	Haemophilus Influenza Type B
HIV	Human Immunodeficiency Virus
HMIS	Health Management Information System
HSP3	MOH Health Strategic Plan for 2016-2020
MOH	Ministry of Health
NCD	Non-Communicable Diseases
NCHADS	National Centre for HIV/AIDS Dermatology And STDs
NDCP	National Dengue Control Program
NGO	Non-Governmental Organization
NIPH	National Institute of Public Health
NIS	National Institute of Statistics
NPEH	National Program for Eye Health
OD	Operational District
OPD	Outpatient Department
ORS	Oral rehydration salts
PLHIV	People Living with Human Immunodeficiency Virus
PNC	Post-Natal Care
RH	Referral Hospital
TB	Tuberculosis
UNICEF	United Nations International Children's Education Fund
VMWs	Village Malaria Workers
WHO	World Health Organization

## 1. INTRODUCTION

This report is intended to serve as a key source of health information for health care providers, program managers, partners, and other stakeholders. The Director of the Department of Planning and Health Information (DPHI) at the Ministry of Health (MOH) has lead the revision of the report structure to increase the utility of the report for planning and budgeting of MOH activities. The structure of the report is largely based around goals and indicators which are included in the MOH Health Strategic Plan for 2016-2020 (HSP3) (2016). The plan includes a National Indicator Framework for Monitoring & Evaluation, of which a sub-set which are collected routinely and have been included in the Health Management Information System (HMIS). The HSP3 indicators were chosen considering the United Nation's Sustainable Development Goals, the World Health Organization's (WHO) 100 Core Health Indicators, the World Bank's Cambodia Health Equity and Quality Improvement Project Development Objective Indicators, and other Cambodian government data. Where possible additional MOH national program data, and data from surveys have been included to support and validate HMIS data.

### *Background on Cambodian Health Information Systems*

The National Health Information System in Cambodia began in July 1992, when the Ministry of Health (MOH) formed a sub-committee with a remit to create a nationwide system. The Health Management Information System was formally launched in 1993 through a phased introduction with complete coverage across the country by February 1995. The HMIS has undergone several separate revisions and upgrades from 1996 to 2016.

In 2010 the existing Access database was upgraded and migrated over to a web-based database, referred to as the Health Management Information System (HMIS). The HMIS has been through three major revisions since and the current version includes updated indicators and data which is broken down into additional demographic categories. Since 2015 it has been called HIS 3.0.

The current HMIS web-based database system allows health employees at Health Centre (HC), Private Clinic, Referral Hospital (RH) and Operational District (OD) level to enter HMIS monthly data directly into the system. At the end of each month, data is entered into reporting templates at health

facility levels via tally sheets and HMIS data is entered directly on to the HMIS web-based database with data available in real time to all users. The HMIS is a compilation of data from routine health service activities and health problems reported at all levels of public health facilities (RHs and HCs) in the national health care system. Data reported in HMIS generally comes from daily registers used for curative outpatient consultation, antenatal care (ANC), immunization, birth spacing, deliveries, etc. Data from both on-site facilities and outreach activities are recorded in these daily registers. Similarly, in hospitals, there is one register for each health service – such as general medicine, pediatric, obstetrics, gynecology, surgery, tuberculosis (TB), pharmacy, laboratory, etc. In both health centres and hospitals, these registers record the date, patient name, sex, age, address, diagnosis (date admitted and discharged from hospital), etc. However, HMIS reporting purposes only aggregate monthly data are reported.

The HMIS does not gather logistical and administrative data or data covering finance. Data is disaggregated by age group and by geographic location. There are a limited number of categories within which data can be entered to HMIS and 'other problems' categories into which a substantial amount of the outpatient consultations, inpatient discharges and inpatient mortality data is recorded. In 2016, the HMIS web-based database collects health data nationwide from 8 national hospitals, 70 referral hospitals, 1,018 health centres (HC). There are 1300 non-governmental (NGO) supported facilities and private facilities registered in the system as of May 2017, although only 12% are reporting monthly. Additional private sector facilities are continuously being added to the system. In addition to efforts to register new facilities to the HMIS more effort needs to be focused on ensuring all NGO supported and private health facilities contribute reports regularly in order that the HMIS can provide a full picture of the health status of the population.

### *Methodology and Data Sources*

This report presents health statistics using data recorded in the HMIS from 2012-2016 to indicate trends in Cambodia. In the past, DPHI produced an annual health statistics report from 1994 to 2012, that summarized the data included in the HMIS system and provided little description or reflection on the data itself (with the exception of the 2012



report). This multi-year report takes on a new goal oriented approach. Similar to the prior year, the data presented in this report is drawn from data recorded in public health facilities.

The HSP3 indicators used in this report are listed in Annex 1. There were a significant number of indicators which were not available in the HMIS system or in the last CDHS and therefore not presented.

The limited number of categories available in which to record data in the HMIS may distort the data, for example if diagnoses are not available other may be used. It is also only possible to make a single diagnosis; there is no secondary slot into which to enter a more complicated diagnosis or a co-infection. Another result of the limited number of categories in the system is that many inpatient and outpatient consultations are currently being recorded as 'Other Problems' as they do not fit into the existing categories.

### **Reporting & Data Quality**

The World Health Organization (WHO) assessed the quality of Cambodia's health facility data collected through the HMIS for the period July to September, 2013. The survey found completeness of reporting at provincial and OD level to be 100%, however the assessment was unable to determine if the reporting was timely or not. However, since 2016 HIS has built in a tool to assess timeliness. As of April 2017, the number of facilities reporting by 15th of the next month was 83%. Comparison with the Cambodia Demographic and Health Survey (CDHS) in 2010 showed quite good results with a 5% difference

in ANC1 coverage rates, and 19% difference in institutional delivery rates between the two sources. It should also be noted that some of this difference could be that they were comparing 2010 CDHS data and 2013 HMIS data. Verification ratio (number of events from register/reported number of events from HMIS) for tracer indicators show quite high reliability or consistency during data transfer with HCs at 1.01 and RHs at 0.94. Overall the survey found the HMIS data to be quite complete and reliable, however did recommend recording data more accurately on tally sheets, better archiving of facility data, producing regular feedback at the national and provincial levels, and trying to include more private health facilities in the system.

### **Population Estimates**

The population figures used throughout this report are taken from the census derived estimates available through the HMIS system, which provides a breakdown of population by year, age groups, jurisdiction (e.g. province/district). These breakdowns are available as estimates derived from census data or provincial reporting, however only the census derived estimates are included in this report. The figures derived from census data are taken from the National Institute of Statistics (NIS) projections document. The number of live births reported here comes from health center and hospital reports to HIMIS. Before 2014 some demographic data was not reported in the HMIS, and therefore data from the census was used to calculate the numbers. Updated population data can be found at [hismohcambodia.org](http://hismohcambodia.org) in the publication titled "Cambodia Population projections 2013 – 2023."



**Table 1: Demographic Data**

Year	2012	2013	2014	2015	2016
Total Population	14,741,425	14,962,613	15,184,099	15,405,157	15,626,444
People 25-64	6,453,759	6,547,717	6,643,043	6,739,757	6,847,508
People 25-49	4,941,736	5,013,681	5,086,673	5,160,728	5,247,360
Females 15-44	3,720,736	3,787,037	3,843,095	3,899,045	3,961,304
Females 30-49	1,819,362	1,866,055	1,913,946	1,960,487	2,007,307
Number of Pregnant Women (CBR)	377,380	383,043	388,713	394,372	400,037
Live Births	279,195	279,823	302,761	319,974	315,990
Children 0-28 Days	26,552	26,939	27,331	27,729	28,128
Children Under 1 Year	355,268	354,614	350,753	355,859	360,971
Children 12-59 Months	1,219,116	1,229,927	1,242,059	1,260,142	1,279,806
Children 6-59 Months	1,378,977	1,399,058	1,419,432	1,440,102	1,461,073
Children Under 5	1,574,384	1,584,541	1,592,812	1,616,001	1,640,777
Children 5-14	3,449,493	3,501,251	3,553,079	3,604,807	3,656,588
People 15-24	2,506,042	2,543,644	2,581,297	2,618,877	2,656,495
People 65+	825,520	837,906	850,310	862,689	875,082

**Source: National Institute of Statistics**



## 2. GENERAL INDICATORS

### Quantity and Quality of Life

HSP3 Indicator Goals 2016-2020	2015	2016	2017	2018	2019	2020
Live expectancy at birth (number of years)	M: 67.5 F: 71.4	M: 67.7 F: 71.6	M: 67.9 F: 71.8	M: 68.1 F: 71.9	M: 68.1 F: 71.9	M: 68.1 F: 71.9
Total fertility rate (expressed per woman)	2.7 (2014)					2.1
Human Development Index						

All three indicators show substantial progress in quantity and quality of life in Cambodia. Life expectancy at birth has increased steadily for both males and females since 2005, with females increasing from 64–70 years and males from 58–67 year (See Figure 1). Simultaneously, the total fertility rate has dropped from 4 to 2.7 children per woman since 2000. If these trends continue Cambodia will be well on its way to meeting the HSP3 goals.

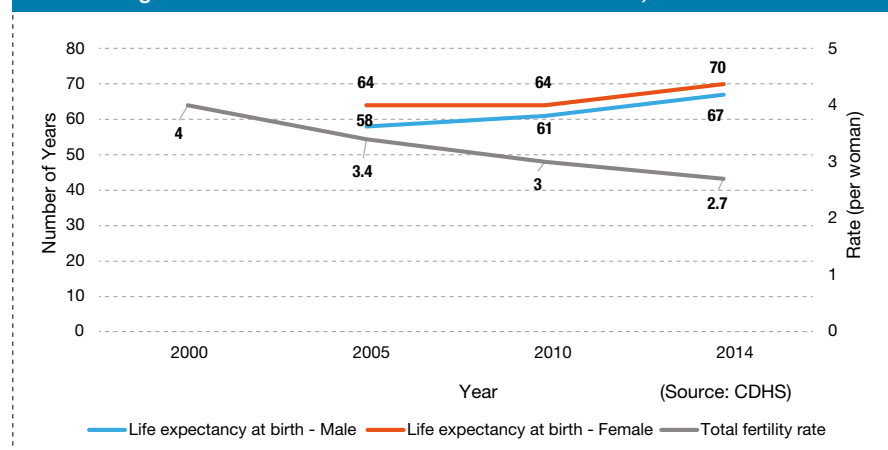
In addition to measuring the quantity of life, HSP3 goals include improving the quality of life. This is measured through the Human Development Index (HDI), which is a summary measure for assessing progress in three basic dimensions of human development: a long and healthy life, access to knowledge and a decent standard of living. A long and healthy life is measured by life expectancy at birth. Knowledge level is measured by mean years of education among the adult population, which is the average number of years of education received in a life-time by people aged 25 years and older; and access to learning and knowledge by expected years of schooling for children of school-entry age, which is the total number of years of schooling a child of school-entry age can expect to receive if prevailing patterns of age-specific enrolment

rates stay the same throughout the child’s life. The standard of living is measured by Gross National Income (GNI) per capita expressed in constant 2011 international dollars converted using purchasing power parity conversion rates. (UNDP, 2016)

To ensure as much cross-country comparability as possible, the HDI is based primarily on international data from the United Nations Population Division (the life expectancy at birth data), the United Nations Educational, Scientific and Cultural Organization Institute for Statistics (the mean years of schooling and expected years of schooling data) and the World Bank (the GNI per capita data).

Cambodia’s HDI value for 2015 was 0.563— which put the country in the medium human development category—positioning it at 143 out of 188 countries and territories. Between 1990 and 2015, Cambodia’s HDI value increased from 0.357 to 0.563, an increase of 57.7 percent. Between 1990 and 2015, Cambodia’s life expectancy at birth increased by 15.2 years, mean years of schooling increased by 2.0 years and expected years of schooling increased by 4.2 years. Cambodia’s GNI per capita increased by about 277.9 percent between 1990 and 2015 (UNDP, 2016).

Figure 1: Selected General Indicators in Cambodia, 2000-2014



### 3.IMPROVE REPRODUCTIVE HEALTH, AND REDUCE MATERNAL, NEWBORN AND CHILD MORTALITY AND MALNUTRITION AMONG WOMEN AND CHILDREN.

#### Maternal Mortality

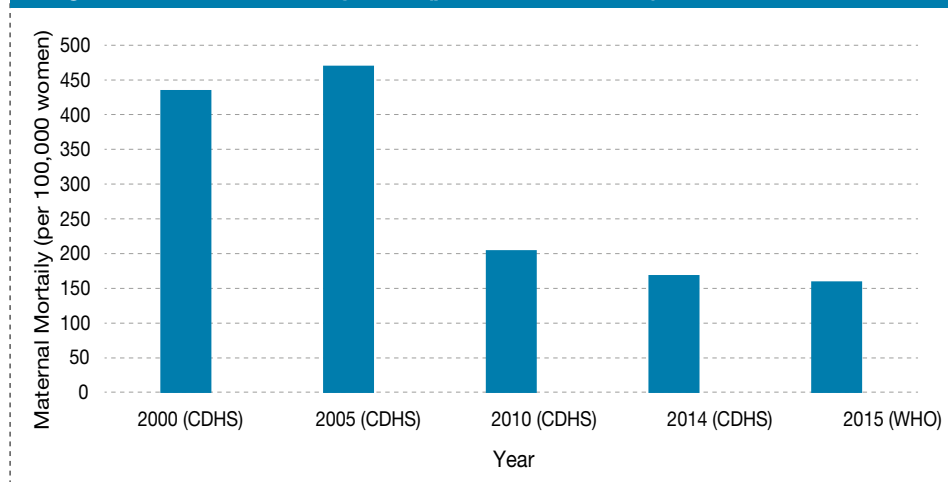
HSP3 Indicator Goals 2016-2020	2015	2016	2017	2018	2019	2020
Maternal mortality ratio	170 (2014)					130

The maternal mortality ratio in Cambodia was 170 deaths per 100,000 women in 2014 per the CDHS (NIS, 2014). There has been a strong and sustained drop in the CDHS reported maternal mortality rate over the past seventeen years. Since 2000, the rate has dropped 61% from 437 to 170 deaths per 100,000 women (See Figure 2). The rate change was the most substantial between 2005 and 2010. The change from 2010 to 2014 was encouraging but not

statistically significant (NIS, 2014).

The maternal mortality rate has subsequently been estimated by the WHO to be 161 deaths per 100,000 in 2015 (WHO, 2015) . This ratio is below the 2016 global average of 216 per 100,000 women, but is still higher than neighboring countries Vietnam and Thailand (54 per 100,000 women and 20 per 100,000 women respectively) (WHO, 2015).

**Figure 2: Maternal Mortality Ratio (per 100,000 Women) in Cambodia, 2000-2014**



The decline in Cambodia’s maternal mortality is associated with declining fertility rates, increases in birth intervals, and reductions in births to very young and very old women (MOH, 2014). Improved service availability and access has also contributed to rate reduction. In addition, increases in the number of women attending four ANC visits, visits earlier in pregnancy, delivering with a skilled birth attendant, training and financial incentives to

midwives, and delivering at health facilities have all contributed to reduced maternal mortality (MOH, 2014). Improvement in the number of facilities able to provide basic and comprehensive emergency obstetric and newborn care has also increased considerably (MOH, 2014). The sustained decrease in rates along with improvements in public health infrastructure bodes well for Cambodia to reach its goal of reducing the rate to 130 deaths per 100,000 by 2020.

<sup>1</sup>The estimated are based on nationally representative data including the CDHS. See WHO 2015 & Alkema et al., 2015 for a detailed discussion of methods.

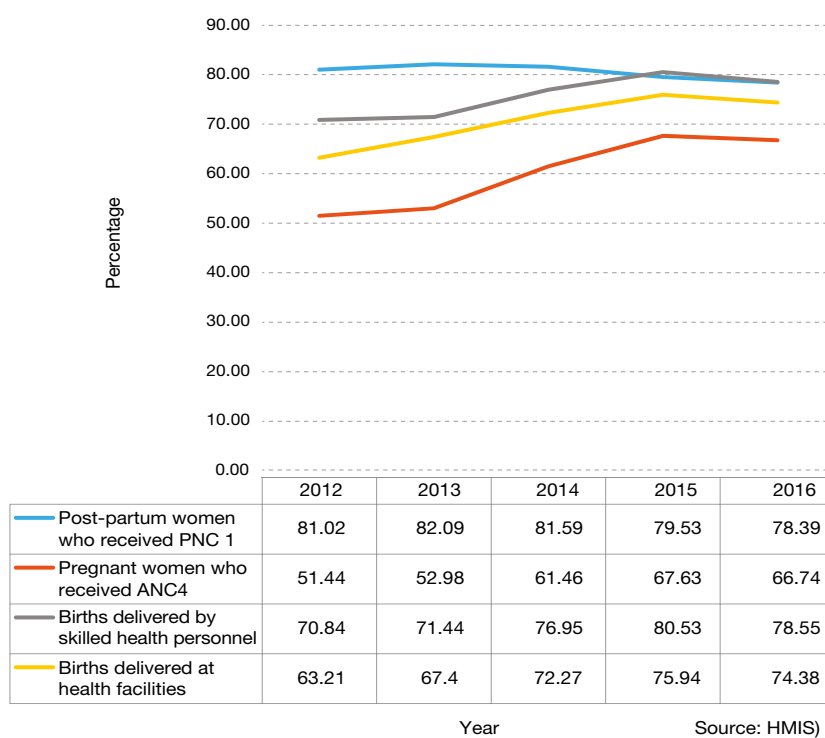
## Reproductive Health

HSP3 Indicator Goals 2016-2020	2015	2016	2017	2018	2019	2020
Proportion of births delivery by skilled health personnel	89%	89%	89%	89%	90%	90%
Proportion of births delivery at health facilities	84%	86%	87%	88%	89%	90%
Percentage of pregnant women who received ANC4+ consultation by health personnel	79%	82%	85%	87%	88%	89%
Percentage of post-partum women who received PNC1 consultation by health personnel	92%	94%	96%	98%	99%	100%
Caesarean section rate (% of live births)	6.5%	7%	7.5%	8%	9%	10%
Proportion of women of reproductive age (aged 15- 49 years) who have their need for family planning satisfied with modern methods	57%					62%
Unmet need for family planning (15-49 years)	10%	9.5%	9%	8%	8.5%	7%
Abortion rate	3.2%	3%	2.7%	2.5%	2.2%	2.0%
Adolescent birth rate aged 15-19 years) per 1,000 women in that age group	56	55	54	53	52	51
Teenage pregnancy 15 -19 years	11.5%	11%	10.5%	9.5%	8.5%	8%
Contraceptive prevalence (modern methods)	40%	41%	42%	43%	44/5%	46%

All reproductive health indicators shown in Figure 3 increased over the past five years marking some progress and some areas for improvement by the MOH and stakeholders. The ANC4 percentages have increased the most by 15 percentage points from 2012 to 2016 (51.4% to 66.7%). The 2016 percent of 66.7%, however, is well lower than the 2016 HSP3 target of 82%. The percentage of births by skilled health personnel in 2016 also increased by eight percentage points in the last five years (70.8% to 78.6%), however, 2016 (78.6%) was slightly lower than 2015 (80.5%). The 2016 percent of 80.5%, however, is lower than the 2016 HSP3 target of 89%. Secondary analysis of 2010 CDHS data demonstrated that 60% of women received ANC, skilled birth attendance and PNC, however, there was substantial regional variation from 14% to 96% (Wang & Hong 2015). The high proportion of access to health care is a positive achievement, however efforts can still be made to improve the care provided by skilled birth attendants as it may not be uniform or evidence based (Ith, Dawson & Homer, 2012).



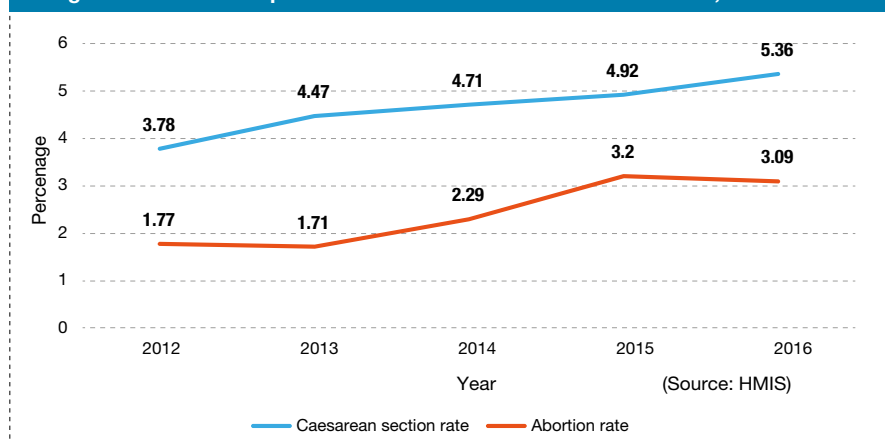
Figure 3: Selected Reproductive Health Indicators in Cambodia, 2012-2016



The cesarean section rate has increased steadily over five years from 3.78% in 2012 to 5.36% in 2016 (See Figure 4), though these rates are lower than the 2016 HSP3 target of 7%. CDHS data corroborated the HMIS data, showing a steady increase in cesarean rates from 0.8% to 6.3% from 2000 to 2014 and from 4.6% to 14.4% in Phnom Penh. Emergency cesarean deliveries are an indispensable element in the prevention of maternal and neonatal mortality, however, the sharp increase in rates are calling into question whether the rates are fulfilling a medical purpose or just meeting social demand (Schatz et al., 2016). The WHO statement on caesarian section rates (WHO, 2015) presents evidence that there is no benefit to rates above 10%.



**Figure 4: Selected Reproductive Health Indicators in Cambodia, 2012-2016**



The abortion rate, or the percent of abortions per 1000 live births, has increased by about two percentage points from 1.77 in 2010 to 3.09 in 2016.

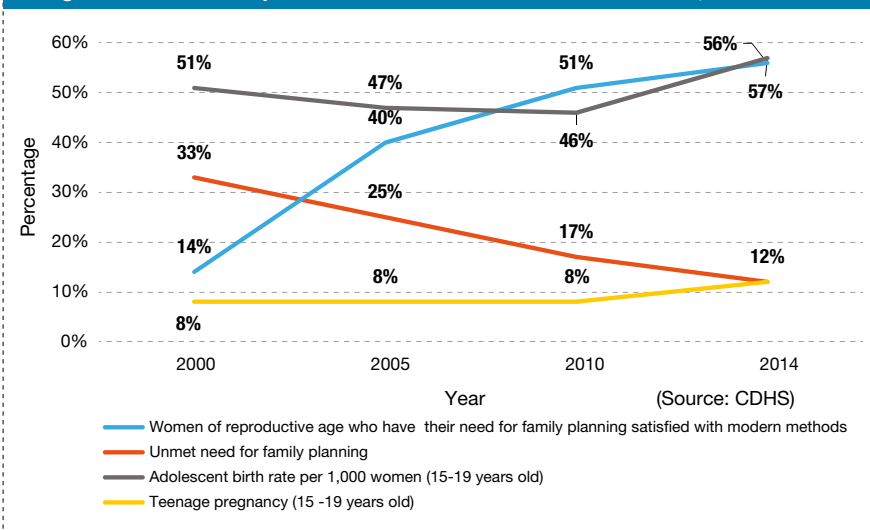
This is on target with the 2016 HSP3 target of 3%. The 2016 rate equates to roughly 30 abortions per 1000 live births. Legal induced abortion services began in 2006 and use has been increasing and has been associated with a decrease in proportions of unsafe abortion (Fetters & Samandari, 2015). However, one study highlighted that during its two study years (2005 and 2010), 20,000 women were turned away for induced abortion, highlighting further action required for access to all women to voluntary abortions (Fetters & Samandari, 2015).

The contraceptive prevalence rate is the percent of women of reproductive age (15-49) who report currently using (or their partner currently using) a modern form of contraception (modern methods include: pills, injections, condoms, femidoms, IUDs, implants, tubectomy, vasectomy). The HMIS contraceptive prevalence rate in 2016 was reported to be 33%, which has remained steady from 2014 to 2016. This rate is lower than the 2016 HSP3 target of 41%. The CDHS (NIS, 2014) reported contraceptive prevalence rate in 2000 was 19% and in 2005 was 27%, so despite the lack of recent increases the longer-term trends show marked rate increases. An increase in the contraceptive prevalence rate also corresponded to a decrease in the total fertility rate (Loun et al., 2013). However, 33% is quite low from

a global perspective (e.g. Vietnam was 57% in 2014; and Myanmar 46% in 2010) (World Bank, 2017). Inequalities in contraception prevalence rates by socioeconomic status, with more use by wealthier and urban women observed in 2000 and 2005 have been eliminated or reversed direction since 2010 (Luon et al., 2013). National recommendations have suggested focus on “increasing family planning services and availability of birth spacing commodities, to reach women who are likely to have less education, live far from public facilities and may have difficulty reaching family planning services because of their financial barriers and fears on possible side effects” (Luon et al., 2013).

Figure 5 shows that while teenage pregnancy and adolescent birth rates have risen slightly since 2000, unmet need for family planning has dropped substantially. Unmet need assesses the percent of women of reproductive age (15-49 years) who do not wish to have children and who are sexually active but are not using contraception. Unmet need for contraception has been decreasing since 2000 when the rate was 33% to 13% in 2014. This is higher than that 2016 HSP3 target of 9.5%. The CDHS 2014 rates for unmet need were nearly even for rural (13%) compared to urban (11%) women, however, rates varied more across provinces from a low of 8% to a high of 18%. In addition, women with secondary or higher education had lower unmet need (10.7%) compared to women with no education (13.7%) (NIS, 2014).

Figure 5: Selected Reproductive Health Indicators in Cambodia, 2000-2014



While the birth rate among adolescents aged 15-19 years decreased from 51 per 1000 girls to 46 from the year 2000 to 2010, it increased to 57 in 2014, a 12% increase from 2010 levels. This is slightly higher but on target with the 2016 HSP3 target of 11%. There was an associated increase in teenage pregnancy from 8% in 2010 to 12% in 2014. The teenage pregnancy rate had previously been steady at 8%. The proportion of teenage pregnancies in

rural areas is twice the amount of that from urban areas (NIS 2014, p68). Nationwide, one in three women – aged 15 to 19 – who have never attended school have begun childbearing (UNICEF, 2017).

These results show continued need for increasing access to and use of family planning for adolescents especially which can lift the lives and opportunities for women and improve health more broadly in Cambodia.





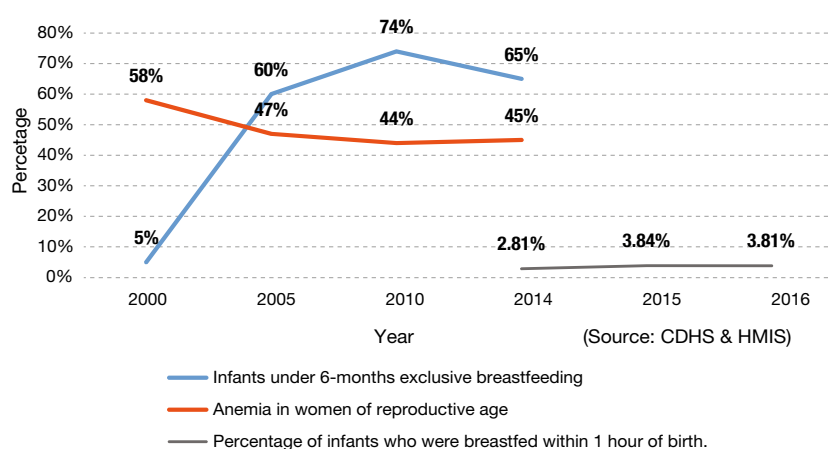
## Newborn Health

HSP3 Indicator Goals 2016-2020	2015	2016	2017	2018	2019	2020
Percentage of infants who were breastfed within 1 hour of birth	70%				75%	75%
Proportion of infants under 6 months exclusive breastfeeding	77%				85%	85%
Anemia prevalence in women of reproductive age	33% (2014)					27%
Neonatal mortality rate per 1,000 live births	18 (2014)					14
DPT-HepB-Hib 3 coverage rate	95%	95%	95%	95%	95%	95%

The proportion of infants under 6 months who are exclusively breastfed has increased dramatically from 5% in 2000 to 65% in 2014 (See Figure 6). The 2014 percentage, however, is lower than the 2015 HSP3 target of 77%. A study by Prak et al. (2014) suggests that the improvement in rates from 2000 to 2016 are due to the success of ongoing health promotion campaigns. While the 65% rate is high,

this rate has dropped since 2010 where it was 74%. The increased rates of breastfeeding are in line with decreased times of initiation of breastfeeding and reduction in the provision of pre-lactal feeds (Prak et al., 2014). The recent reduced rates of exclusive breastfeeding are hypothesized to be related to increased rates and availability of breastmilk substitutes (Pries et al., 2016).

**Figure 6: Selected Newborn Health Indicators in Cambodia, 2000-2016**



Rates of anemia have been reduced among women in Cambodia from 58% in 2000 to 45% in 2016, however, are still higher than the 2015 HSP3 target of 33%. While a welcome improvement, based on WHO benchmarks, rates above 40% in a population are defined as a serious public health concern (Wierenga et al., 2016). There is uncertainty about the main causes of anemia within Cambodia. Based on supplementary analysis of CDHS 2014 participating households, iron deficiency

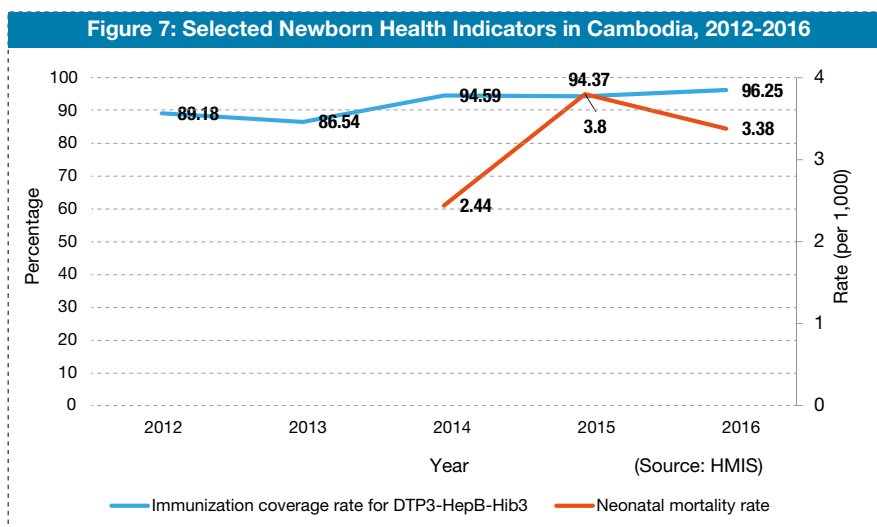
is not believed to be an important contributor to anemia prevalence (Wierenga et al., 2016) (with the exception being in children under two years old). Neither nutritional factors nor hemoglobinopathies are believed to account for the high levels of anemia. More research is required to understand the reasons for high levels of anemia in the Cambodia population to ensure resources expended in interventions are evidence-based and can plausibly be considered to have an impact on anemia (Wierenga et al., 2016).

Immunization coverage is reported as the percentage of children under 1 year old who have received three doses of the combined diphtheria, tetanus toxoid and pertussis (DTP3), Hepatitis B (HepB) and Haemophilus influenza type B (Hib) vaccine in a given year. Immunization coverage rates for DTP3 – HepB - Hib 3 are high and coverage has been high over the past five years (See Figure 7).

Rates in 2012 were 89.2% and have increased to 96.3% in 2016, surpassing the 2016 HSP3 target of 95%. This sustained increase is reflective of increases in immunization coverage across the board per HMIS data. WHO and UNICEF reported 2015 immunization coverage as 89% for DTP3; 81% for Hep B; and 89% for Hib3 (WHO and UNICEF, 2016).

The neonatal mortality rate is defined as the number of neonatal deaths within 28 days of births per 1000 live births. Neonatal mortality is reflective of the effective delivery of essential maternal and newborn

services (Hong et al. 2017). The HMIS rate reported in 2016 is low at 3.4, however, the rate has increased from 2014 when it was 2.8 (See Figure 7). The rate is well lower than the 2015 HSP3 target of 18 and the HSP 2020 target of 14. The HMIS rate is known to be a proxy as it only includes data from deaths that occur in health facilities, and thus underestimates the real value. Neonatal mortality rates published in the 2000, 2005, 2010 and 2014 CDHS (NIS 2001, NIPH 2006, NIS 2011, NIS 2014) show marked improvement – a 46% decline in mortality rates, but also show current rates as high at 18 per 1000 live births. Hong et al. (2017) analyzed neonatal mortality rates and show that the overall rates are highly variable dependent on wealth (22.5 in the lowest quintile vs. 11 in the highest wealth quintile), education (22.4 with no primary education versus 18.5 with secondary + education), residence (9.6 in urban versus 22.9 in rural areas) and by skilled birth attendant (20.7 vs. 32.5 having / not having skilled birth attendant).



HMIS reported proportions of breastfeeding within one hour of birth are low at 3.8% (well lower than 2015 HSP3 targets of 70%), however this number is likely to be drastically underreported. The 2014 CDHS (NIS, 2014) reported 63% of children were breastfed within one hour of birth (and 87% within 1 day of birth). Breastfeeding within one hour of birth is globally encouraged for many reasons including stimulation of milk production from the mother, stimulation of oxytocin which stimulates uterine

contraction, intake of colostrum which is high in antibodies and fostering bonding between the mother and baby (NIS 2014). The rates are improving but work remains to overcome the barriers to early breastfeeding initiation. A 2015 qualitative study identified a “lack of detailed information, advice and counseling for mothers beyond the message to exclusively breastfeed for 6 months” (Bazzano et al., 2015). In addition, there is ongoing need to improve the consistency and quality of the HMIS data.

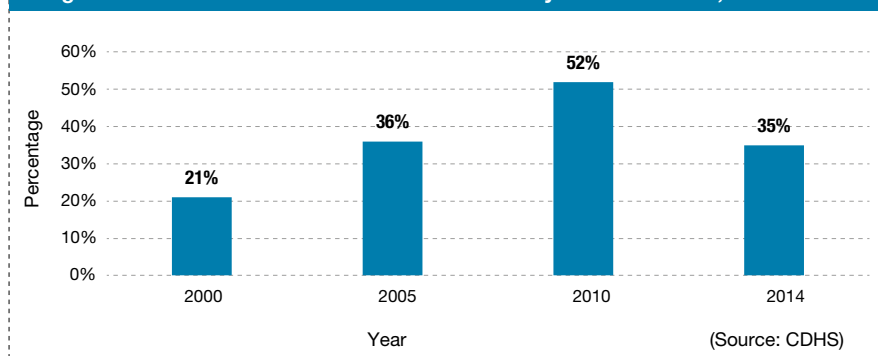
## Child Health

HSP3 Indicator Goals 2016-2020	2015	2016	2017	2018	2019	2020
Children with diarrhea received oral rehydration solution	97%	98%	99%	100%	100%	100%
Child under 5 years old mortality rate	35 (2014)					30
OPD consultations (new cases only) per children under 5 per year	1.52	1.52	1.54	1.56	1.58	1.6
Percentage of children 6-59 months received vitamin A during the last 6 months	90%	91%	92%	93%	94%	95%
Percentage of children 12-59 months received Mebendazole one doses during the last 6 months	70%	73%	76%	79%	82%	85%

The 2014 CDHS (NIS, 2014) found that 35% of children under 5 years with diarrhea received oral rehydration solution (ORS) (See Figure 8). This percentage is improved from 21% in 2000 but decreased by nearly 33% from the 2010 rate of

52%. The 2016 percentage is well below the 2016 HSP3 target of 98%. Efforts should be made to ensure this can be reversed and improvements can be continued on the progress made between 2005-2010.

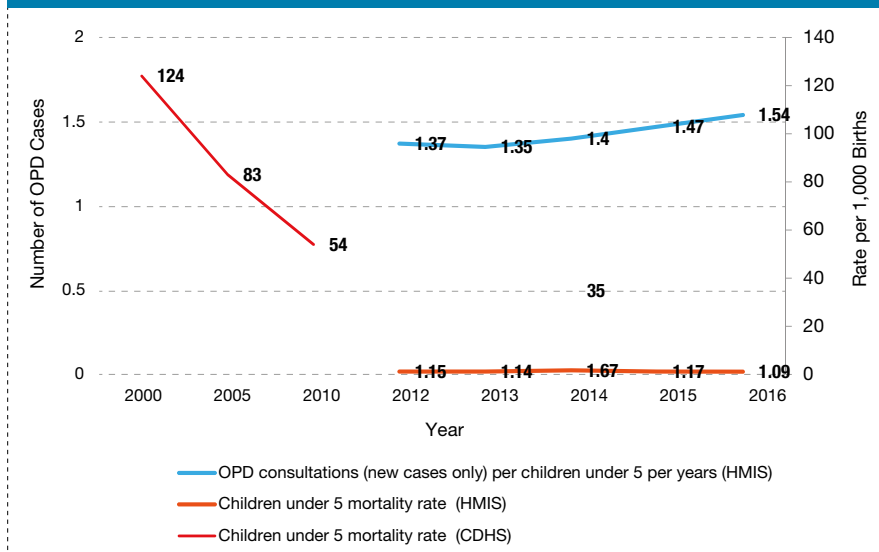
**Figure 8: Children with diarrhea received oral rehydration solution, 2000-2014**



The under 5 mortality rate is low and has remained stable over the past five years. The under 5 mortality rate was 1.09 deaths per 1000 live births in 2016, down from 1.15 in 2012 (See Figure 9). The indicator is a proxy and underestimate, as only deaths in health facilities are counted in HMIS data. The CDHS in 2014 reported a rate of 35 deaths per 1000 live births, down from 54, 83 and 124 in 2010, 2005, and 2000 CDHS (NIS 2001, NIPH 2006, NIS 2011, NIS 2014). The HSP3 2020 under 5 mortality rate target is 30 per 1000 live births, and although we won't have data again until the next CDHS survey the HMIS data suggests it is reducing since 2014 and will reach the target. WHO (2016) reported that in

Cambodia, 47% of the under 5 mortality occurs within the first 28 days; 40% between 1-11 months; and 13% between 1-4 years. Under 5 mortality varies significantly by socioeconomic status of the mother. Under 5 mortality is significantly lower in urban areas compared to rural – rates in rural areas are about three times higher than in urban areas (18 vs. 52) (NIS, 2014). Under 5 mortality decreased with increased levels of a mother's education and wealth (NIS, 2014). The rate of OPD consultations (new cases only) per children under five per year has steadily increased from 1.37 in 2012 to 1.54 in 2016, and is on pace with the 2016 HSP3 target.

**Figure 9: Selected Child Health Indicators in Cambodia, 2012-2016**

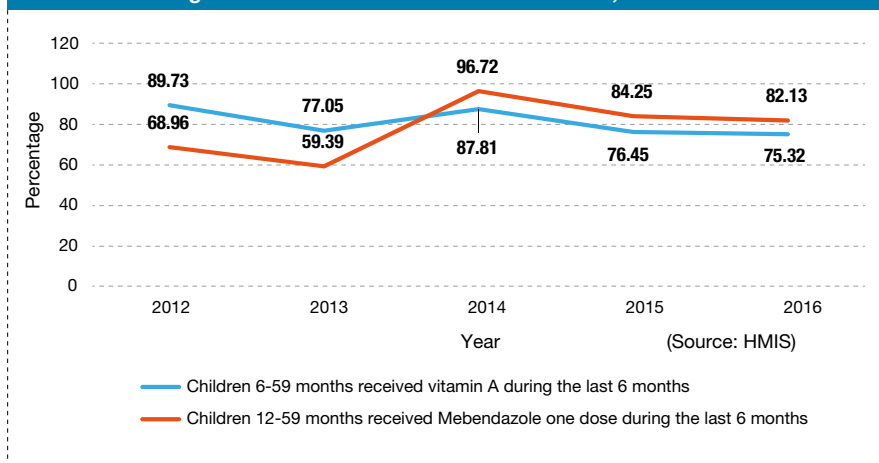


The percent of children 6-59 months receiving Vitamin A and mebendazole was been variable over the past five years but has decreased overall (See Figure 10). Vitamin A rates for children 6-59 months is 75.3%, down from 89.7% in 2012, and is nearly 16 percentage points below the 2016 HSP3 target of 91%, indicating additional progress is required. The 2014 CDHS (NIS, 2014) reported that 70% of children aged 6-59 months received Vitamin A supplement in the 6 months before the survey, which was approximately the same value as in the 2010 CDHS (NIS, 2011). More rural children received Vitamin A supplementation than urban children

(71% vs. 64%). Regional differences were reported with Mondul Kiri / Ratanak Kiri having the lowest rates (46%) compared to Kampong Thom with the highest (91%).

The percent of children 12-59 months receiving Mebendazole in the past 6 months in 2016 was 82.1%, which surpasses the HSP3 target of 73%, indicating the MOH is on track. This rate is up from 2012 rate of 69.0% but down from a peak of 96.7% in 2014. The CDHS 2014 (NIS, 2014) reported that 59% of children received deworming medication in the 6 months preceding the survey.

**Figure 10: Selected Child Health Indicators, 2012-2016**



### 3. REDUCE MORBIDITY AND MORTALITY DUE TO MAIN COMMUNICABLE DISEASES

#### Human Immunodeficiency Virus

HSP3 Indicator Goals 2016-2020	2015	2016	2017	2018	2019	2020
Number of new HIV infection per 1000 uninfected population (by sex and by age)	0.05	0.05	0.05	0.05	0.05	0.03
Prevalence rate of HIV among adults 15-49 years	0.7%	0.7%	0.6%	0.6%	0.5%	<0.5%
Viral suppression among people on antiretroviral therapy	84%	85%	87%	88%	90%	90%
Percentage of adult peoples living with HIV above 14 year-olds on ART	79%	83%	86%	88%	91%	94%
Percentage of children 0-14 year-olds living with on ART	92%	94%	95%	>95%	>95%	>95%

Cambodia is one of the few countries that has successfully reversed its Human Immunodeficiency Virus (HIV) epidemic and is approaching universal access to HIV treatment (Global Fund, 2017). The number of new cases has continually dropped over the last three years with 4,934 (2014), 4,649 (2015), and 4,137 (2016) cases reported each year respectively (See Figure 11). The number of new infections per 1,000 people has also reduced over the last three years from 0.32 (2014) to 0.30 (2015) to 0.26 (2016) (See Figure 12).

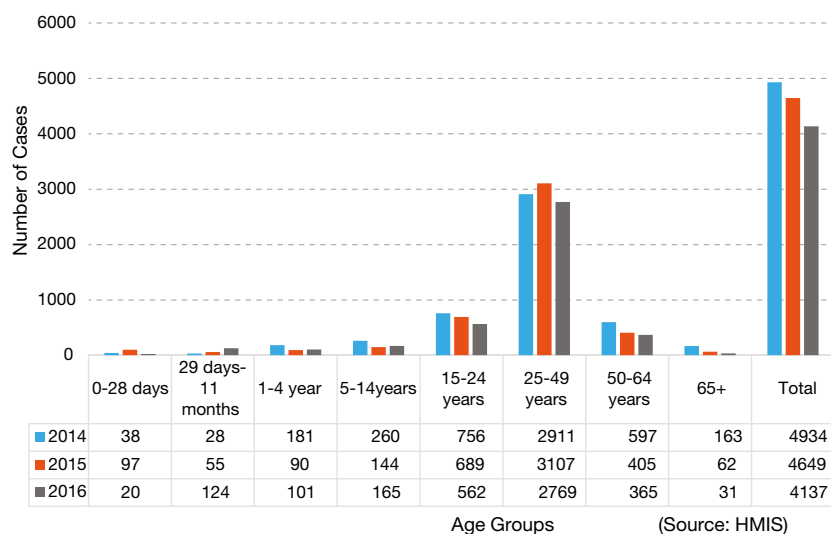
Although the rates reported in the HMIS are much higher than the HSP3 goals, modelling done by the National Centre For HIV/AIDS Dermatology And STDs (NCHADS) estimated incidence among children and adults in 2016 at 0.04 per 1,000 people (See Table 2). If the modelling is correct then Cambodia is ahead of its 2016 goals and within reach of its 2020 goal of 0.03. Table 2 also shows the prevalence rate of HIV among adults 15-49 is 0.06, and viral suppression among people

on antiretroviral therapy is 93% in 2016 were both better than the HSP3 goals set for that year. Table 2 shows that 81% of people living with HIV were on Antiretroviral Therapy (ART) in 2016, and although this is lower than the HSP3 goal, it is up from 75% in 2015 (See Table 2).

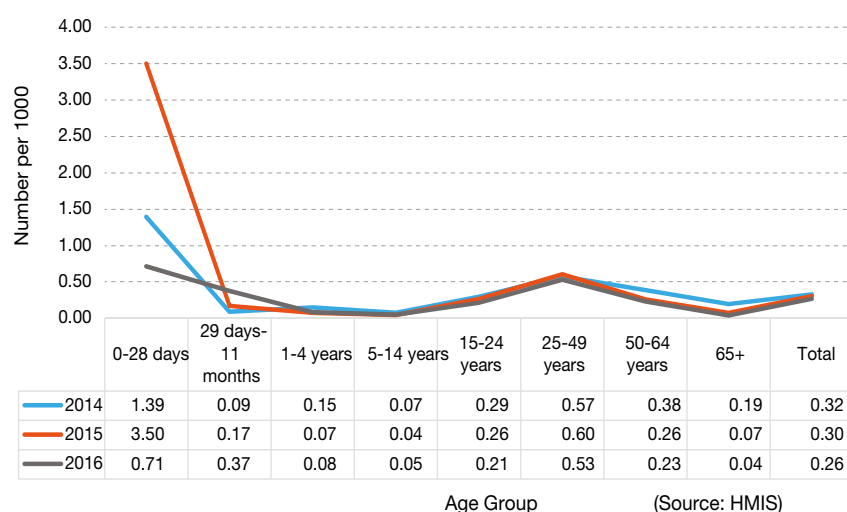
Targets have been set to reach 90-90-90 (The number of People Living with HIV (PLHIV) who know their status vs. estimated # PLHIV, PLHIV diagnosed and on ART vs. the number of PLHIV who know their status, and PLHIV with viral load suppressed vs. PLHIV diagnosed & on ART) by 2020 and elimination of HIV transmission by 2025. By the end of 2016 Cambodia was at 83-97-80 (See Figure 13), up significantly from 79-75-64 in 2015 (See Table 2). With continued targeted and effective interventions and by maintaining the current high level of coverage of ART among PLHIV, Cambodia is poised to become one of the first low middle-income countries to achieve the global targets of 90-90-90 by 2020 and virtual elimination of HIV transmission by 2025.



**Figure 11: Number of New HIV Cases in Cambodia, 2014-2016**



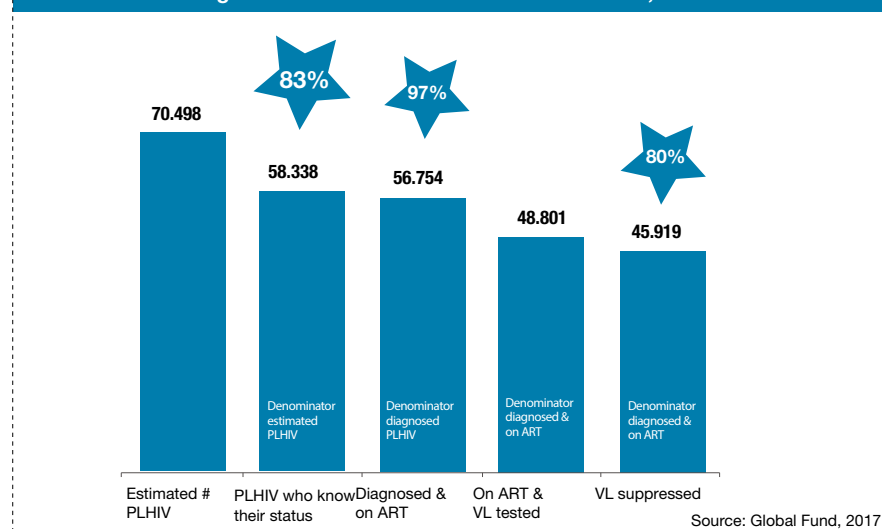
**Figure 12: Number of New HIV Infections Per 1,000 Population in Cambodia, 2014-2016**



**Table 2: HIV Burden in Cambodia, 2015**

Data from UNAIDS SPECTRUM ( AIM) 2016 using 2015 NCHADS data all other data from NCHADS-DMU per-ART/ART reports 2015		
Estimated prevalence (adults 15-49 year) *	0.6%	SPECTRUM
Estimated incidence 2016(children & adults (per 1000 uninfected) *	0.04	SPECTRUM
Estimated PLHIV (adults 15-49 years) *	72,607	SPECTRUM
Estimated PLHIV (15 years+) *	68,561	SPECTRUM
Children living with HIV (0-14years) *	4,046	SPECTRUM
PMTCT need (HIV+ pregnant women needing PMTCT) *	954	SPECTRUM
PLHIV ( children & adults ) on ART (2015)	54,769	DMU
PLHIV on pre -ART ( 2015)	2,882	DMU
Total in care ART , pre -ART ( 2015)	57,651	DMU
Not in care (2015)	14,951	calculated
2020 target (90% of total estimated PLHIV)	65,346	calculated
On ART and viral load tested (children & adults 2015)	37,568	DMU
Viral load suppressed (children& adults 2015)	35,056	DMU
% of first 90 target in 2015	79.4%	calculated
% of second 90 target in 2015	75.4%	calculated
% of third 90 target in 2015	64.0 %	calculated
% on ART & VL tested in 2015	68.6 %	calculated
% (children & adults) retained after 12 months on ART in 2015	78.9%	GARPR <sup>16</sup>

**Figure 13: Cambodia's HIV Cascade of Care, 2016**

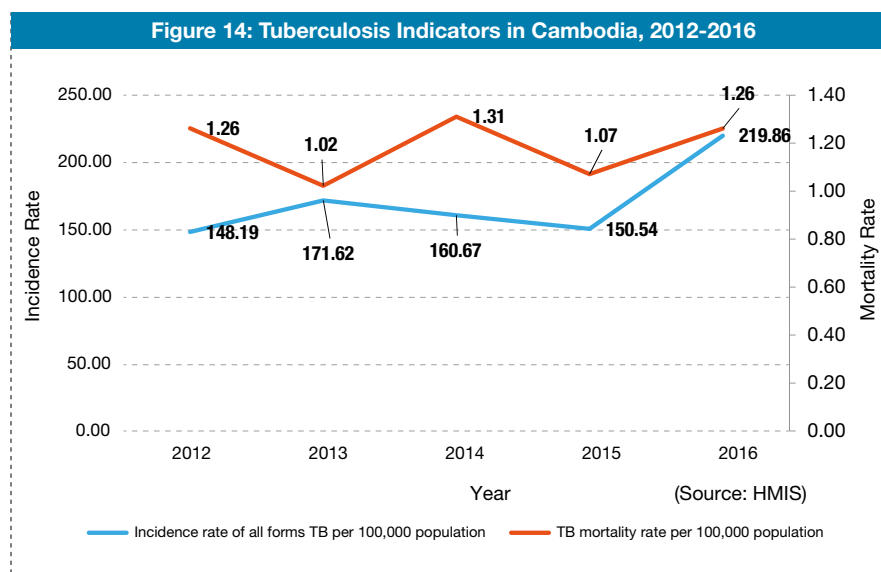


## Tuberculosis

HSP3 Indicator Goals 2016-2020	2015	2016	2017	2018	2019	2020
Tuberculosis Incidence of all forms TB per 100,000 population	390					305
TB mortality rate per 100,000 population	53	50	47	45	42	40

While Tuberculosis (TB) incidence rates and mortality rates have markedly decreased in the past 5 years, Cambodia is still among the 22 countries in the world with the highest tuberculosis burden (WHO, 2015). Per HMIS data, TB incidence has increased from 148.2 per 100,000 people in 2012 to 219.86 in 2016 (See Figure 14). However, the incidence was estimated at 390 in the 2014 CHDS (NIS, 2014), suggesting the HMIS data is perhaps an underestimation of the true burden. As the HSP3 target was based on the survey rate, we must still wait for the next CHDS to directly compare. Regardless, the drop in cases reported to the HMIS suggests good progress towards the goal.

TB mortality went up and down, but was at the same level in 2012 as in 2016 1.26 per 100,000. This rate is also well below the 202 HSP3 target of 40 per 100,000. However, these estimates vary from those provided by the National TB Program and WHO. Global WHO estimates a 2015 TB incidence rate (including HIV+ TB) in Cambodia of 380 per 100,000 population. Mortality rates are estimated at 55 per 100,000 population (excluding HIV+ TB) (WHO, 2015). Neither of those estimates suggest Cambodia will reach its HSP3 goals by 2020, and encourage relevant national programs to increase their efforts.





## Malaria

HSP3 Indicator Goals 2016-2020	2015	2016	2017	2018	2019	2020
Malaria Incidence per 1,000 population	2.00	1.85	1.65	1.45	1.25	1.05
Inpatient Malaria death per 100,000 population reported in public health facilities	0.08	0.08	0.08	0.08	0.08	0

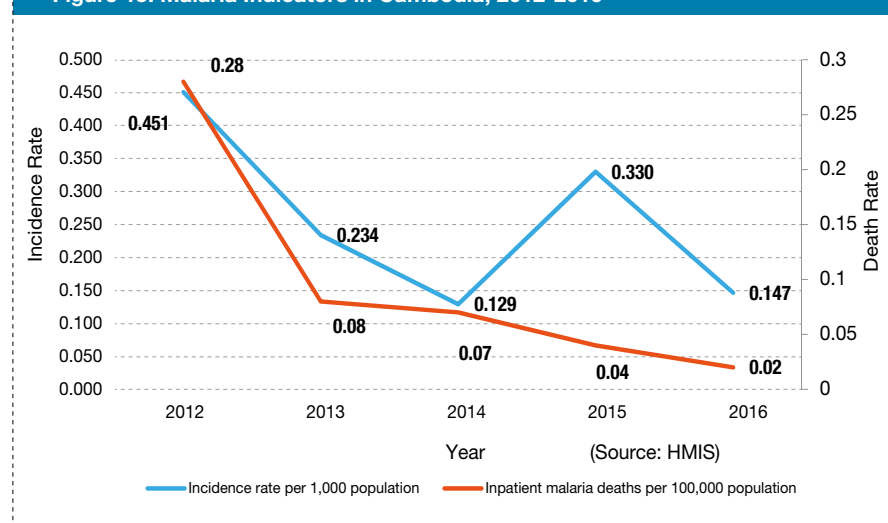
Western Cambodia has repeatedly been the epicentre of emerging resistance of *P. falciparum* to anti-malarial drugs since the 1960s (Hoyer et al., 2012; Ashley et al., 2014), and was the first location at which *P. falciparum* resistance to artemisinin-based treatments was first identified (Dondorp et al., 2009). In recent years, this area has been the focus of numerous intensive control programmes aimed at containing artemisinin resistance (WHO, 2010). Control efforts have also been increased in endemic areas throughout Cambodia. These activities have led to significantly reduced malaria morbidity and mortality over the last 10 years and is on the path for elimination as laid out in the National Strategic Plan for Elimination of Malaria in the Kingdom of Cambodia, 2011-2025. Cambodia is committed to eliminate *P. falciparum* malaria by 2020 and all malaria species by 2025. A country can be certified as having eliminated Malaria by having no indigenous cases for three years. While some areas of Cambodia are well on track to reach this goal, many endemic areas in the north-east are still in the control phase and need to reach a threshold of less

than 1/1,000 cases before elimination activities will occur and certification can take place.

HMIS data shows a reduction in incidence rates per 1,000 population from 0.45-0.15 (67%), and reduction in deaths from 0.28-0.02 deaths per 100,000 population (93%) over the last five years including all species (See Figure 15). These reductions far exceed the HSP3 goals and suggest Cambodia is well on track to meet them. It should be noted here however, that HMIS and official CNM figures may be different. For each death, the national program does an investigation and often determines that the death was not actually due to Malaria, and therefore official figures may be even lower.

The Malaria Information System data is collected in the 53 endemic ODs in Cambodia, and has more detailed information on cases. It will important to maintain this system and individual level data to perform case based surveillance to sustain elimination of malaria. It will also be important to maintain the network of village malaria workers to ensure all the cases are correctly diagnosed and treated.

Figure 15: Malaria Indicators in Cambodia, 2012-2016



## Dengue

HSP3 Indicator Goals 2016-2020	2015	2016	2017	2018	2019	2020
Dengue hemorrhagic fever case fatality rate	0.5	0.3	0.3	0.3	0.25	0.2

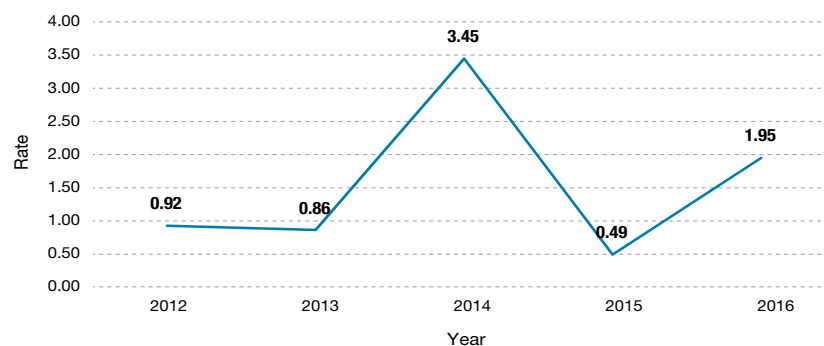
Dengue is one of the most rapidly spreading mosquito-borne viral diseases in the world, and is caused by bites of infected *Aedes* mosquitoes, principally *Aedes aegypti* (WHO, 2009). Dengue infection is a systemic and dynamic disease with a wide clinical spectrum that includes both severe and non-severe manifestations and in some cases can lead to death (WHO, 2009). Asia records 70% of the global disease burden due to dengue (Bhatt et al., 2013), and Cambodia has one of the highest per-capita incidence rates in the region (WHO, 2015).

Identified in Cambodia in 1963 (Hahn & Chastel, 1970), a total of 194,726 dengue cases were reported to the National Dengue Control Program (NDCP) between 1980 and 2008 (Huy et al., 2010). Between 2003 and 2008, annual dengue incidence ranged between 0.7 and 3.0 per 1,000 persons, with the cost to society estimated at between \$3,327,284

and \$14,429,513 (Beaute & Vong, 2010). Since most of this cost falls onto the family, it is estimated that 67% of affected households fall into debt to pay for medical bills (Hye et al., 2009). However, it is likely that the real number of cases and cost to society is much greater, with some studies suggesting the real case numbers are between 3.9 and 29.0 times higher than those of the National Dengue Surveillance System (Witchmann et al, 2011; Vong et al., 2011).

The reported dengue haemorrhagic case fatality rate reported at public health facilities increased dramatically in 2014 (See Figure 16). It should also be noted that the increase in death rates could be due to the cyclical epidemiological pattern of the disease, which in Cambodia is around 5 years (Huy et al., 2010).

**Figure 16: Dengue Hemorrhagic Case Fatality Rate Reported at Public Health Facilities in Cambodia, 2012-2016**



Although several promising vaccine candidates are in preclinical and clinical development (Vannice et al., 2015), and methods of genetic control of mosquitoes are being developed (Alphey, 2014; Alphey et al., 2013; Franz et al., 2014), they are years from operational roll-out in Cambodia and are unlikely to provide universal protection. Without a cure or vaccine the most appropriate dengue control measures are vector control and the avoidance of mosquito bites. Several vector control methods

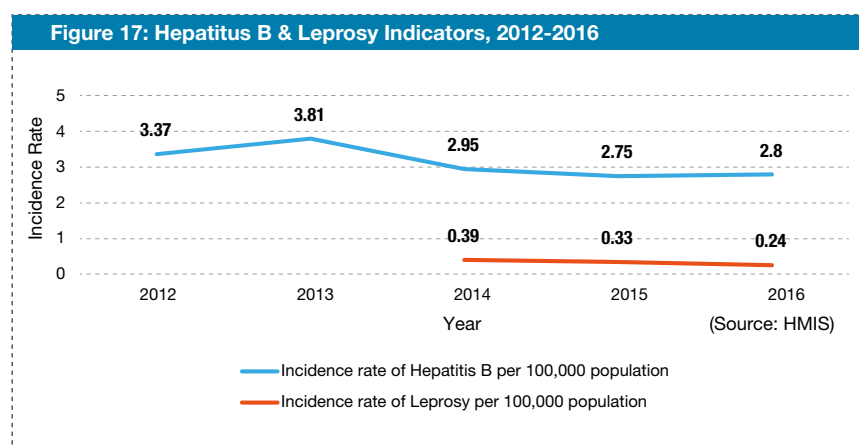
have been studied in Cambodia including chemical and biological substances (temephos, pyriproxyfen, and *Bacillus thuringiensis israelensis*) (Seng et al., 2006; Seng et al., 2008; Setha, Chanta & Socheat, 2007; Khum & Manderson, 2007), jar covers (Seng et al. 2008), and distribution of larvivorous copepods and fish (Seng et al. 2008; WHO, 2013; Woosome, 2004). Efforts should continue to be made to identify and fund the most effective means of prevention and treatment.

## Hepatitis B & Leprosy

HSP3 Indicator Goals 2016-2020	2015	2016	2017	2018	2019	2020
Hepatitis B incidence per 100,000 population		<1	<1	<1	<1	<1
Incidence of Leprosy per 100,000 population	2.04	1.60	1.43	1.26	1.12	1

Incidence rates for Hepatitis B have reduced modestly from 3.37 per 100,000 people in 2012 to 2.80 in 2016 (See Figure 17), however, these are higher than the HSP3 2016 target of <1. The 2016 rates equate to approximately 437 cases in 2016. Hepatitis B is highly endemic in Cambodia. A 2013 study summarized the hepatitis B surface antigen seroprevalence rates as 9%, with sub-populations ranging from 7.7% to 13% (Mao et al., 2013).

The prevalence in children is also believed to be decreasing with increasing vaccination coverage. Rates in a 2011 study found 0.33% in Phnom Penh and 1.41% in Kratie and 3.45% in Ratankiri provinces (Mao et al., 2013). The HSP3 identified Hepatitis B as a disease of importance and a potential priority area for health actions specific to the health needs of the population.



HMIS reported incidence rates for leprosy are also low at 0.24 per 100,000 people in 2016. This is a decrease from the rate of 0.39 in 2014. The 2016 rate, however, is lower than the HSP3 target of 1.60 per 100,000 suggesting Cambodia is on track relative to HSP3 targets.

When measured as the annual years of healthy life lost per 100,000 persons, Cambodia has the second highest leprosy burden in Asia with 1.8 years per 100,000, second to Myanmar with 2.0 and higher than neighbours Thailand (0.3), Vietnam (0.6) and Laos (0.8) (Health Grove, 2017).



## 4. REDUCE MORBIDITY AND MORTALITY DUE TO NON-COMMUNICABLE DISEASES AND OTHER PUBLIC HEALTH PROBLEMS

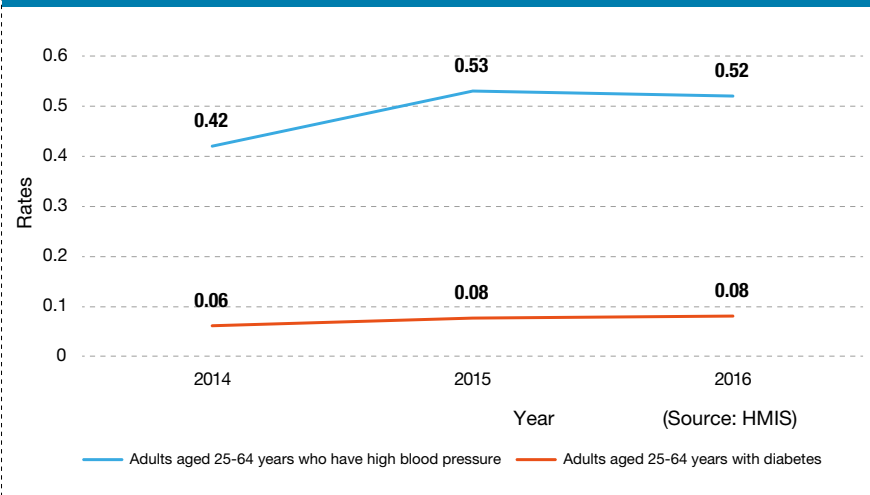
### *Hypertension and Diabetes*

HSP3 Indicator Goals 2016-2020	2015	2016	2017	2018	2019	2020
Prevalence of adults aged 25-64 years who have high blood pressure	10.50%	10.40%	10.22%	10.08%	9.94%	9.80%
Prevalence of adults aged 25-64 years with diabetes	2.9%	2.9%	2.9%	2.9%	2.9%	2.9%

Prevalence of hypertension and diabetes have both increased since 2014 based on HMIS data (See Figure 18). In 2016, 0.52% of adults aged 25-64 had high blood pressure (with SBP $\geq$ 140mm Hg and/or DBP $\geq$ 90mm Hg or who are currently on medication for hypertension). This value is low, but slightly higher than the 2014 proportion of 0.42%. Similarly, the proportion of the population with diabetes is low at 0.08% of adults aged 25-64. This proportion is also low but has increased from 2014 (0.06%). Both rates are lower than the 2016

HSP3 targets (10.4% high blood pressure and 2.9% diabetes). However, HMIS rates are not similar to what has been reported from other sources which are derived from population-based data. WHO 2015 diabetes country profile (WHO, 2016) reports the diabetes prevalence at 5.9% - slightly higher for females (6.1%) than males (5.7%). The aging nature of Cambodia's population suggests that the impact and importance of diabetes will continue to grow (Flessa and Zembok, 2014).

**Figure 18: Hypertension and Diabetes Indicators in Cambodia, 2014-2016**



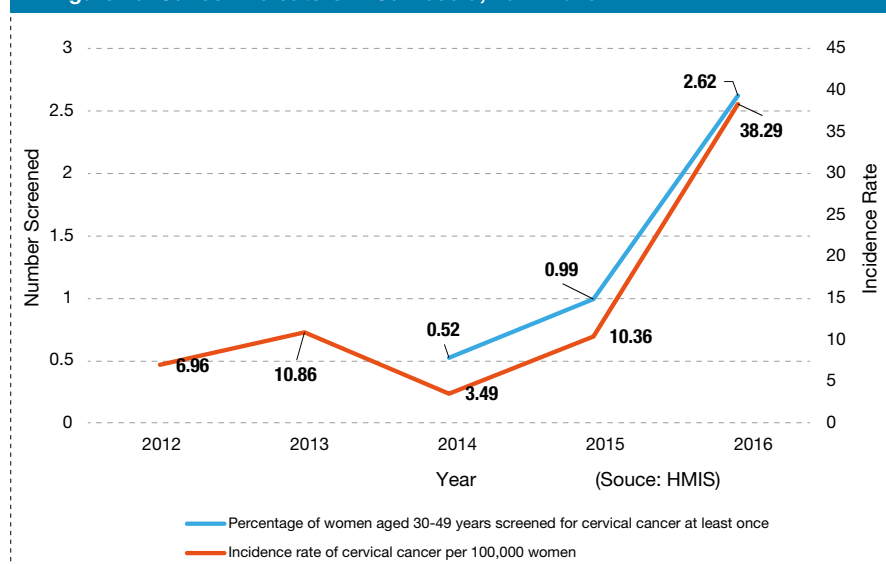
## Cancer

HSP3 Indicator Goals 2016-2020	2015	2016	2017	2018	2019	2020
Incidence of cervical cancer per 100,000 women aged 30-49 years	16.97	16.70	16.52	16.29	16.06	15.84
Number and Percentage of women aged 30-49 years screened for cervical cancer at least once (to that age group)	5%	6%	7%	8%	9%	10%

The HMIS reported percentage of women being screened for cervical cancer at least once is increasing, with 2.62% of women 30-49 having been screened at least once in 2016 (See Figure 19). The HMIS reported rate of screening is much lower than the 2016 HSP3 target of 6%. The cervical

cancer incidence rate per 100,000 women of has increased substantially from 6.96 in 2012 to 38.29 in 2016. This rate is quite higher than the 2016 HSP3 target of 16.7. The main reason for the increased incidence in the HMIS data is likely the higher rate of screening.

Figure 19: Cancer Indicators in Cambodia, 2012-2016



Cervical cancer is the fourth most common cancer for women in the world (Globocan, 2012). Cervical cancer burden is higher in developing countries and 87% of cervical cancer mortality occurs in less developed countries, where screening is less frequent (Globocan, 2012). Cervical cancer is the leading type of cancer for Cambodian women as well as the leading cause of cancer mortality among women with 13.9% of all cancer mortality (WHO 2014). A 2017 report on cervical cancer in

Cambodia estimated the annual number of cases at 1512 and 795 deaths per year due to cervical cancer (Bruni et al., 2017). Provision of single visit screening and early treatment for cervical cancer is a priority objective in the NCD 2013-2020 strategic plan (Ministry of Health, 2013) and the HSP3 states that piloting of cervical screening programs is being undertaken in a number of health facilities (Ministry of Health, 2016).

## Optical Health

HSP3 Indicator Goals 2016-2020	2015	2016	2017	2018	2019	2020
Cataract surgical rate per 100,000 population	1,500	1,700	1,900	2,000	2,500	3,000

In Cambodia, 90% of bilateral blindness is avoidable and can be cured or prevented through the provision of adequate eye care services (Sok et al., 2013). The prevalence of blindness is estimated to be 0.38% of the population, with the most common cause of bilateral blindness for people 50 years or older being cataract (Sok et al., 2013). The HMIS cataract surgical rate per 100,000 has slightly increased

from 2012 to 2013 to 65.2. This rate is much lower than the 2016 HSP3 target of 1,700 per 100,000. Human resources in the eye health sector are a main constraint to increasing rates of cataract surgery. Currently there are only 32 ophthalmologists working in Cambodia, representing 1 ophthalmologist per 541,379 people, while the national target for 2020 is 1 per 250,000 (NPEH, unpublished presentation).



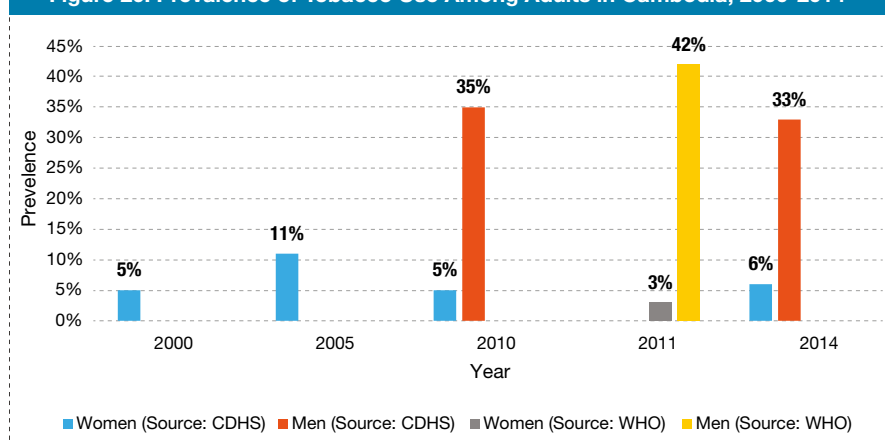
## Tobacco, Alcohol, and Substance Abuse

HSP3 Indicator Goals 2016-2020	2015	2016	2017	2018	2019	2020
Prevalence of tobacco use among male and female adult (>15)	M: 40% F: 15%	M: 39% F: 14%	M: 38% F: 13.7	M: 36% F: 13.7	M: 34.6% F: 13.7%	M: 34.6% F: 13.7

Based on the 2014 CDHS (NIS, 2014), 6% of women and 33% of men reported using tobacco (See Figure 20). Men use tobacco at six to seven times the rate that women do. According to CDHS (NIS 2001, NIPH 2006, NIS 2011, NIS 2014), use of tobacco

has largely remained stable over time. Other data sources suggest higher rates for men, such as WHO (2014) non-communicable diseases (NCD) country profile which reported that 2011 male smoking rates were higher at 42% and female rates were lower at 3%.

Figure 20: Prevalence of Tobacco Use Among Adults in Cambodia, 2000-2014



WHO (2012) has estimated in 2012 that 13% of Cambodia's NCD mortality was attributable to tobacco. Cambodian men had an estimated higher number of lung cancer cases in 2014, at 796 compared to 415 for women (WHO, 2014). Cambodia's strategy for non-communicable diseases (MOH, 2013) lists tobacco as a cause and risk factor for all priority NCDs in Cambodia

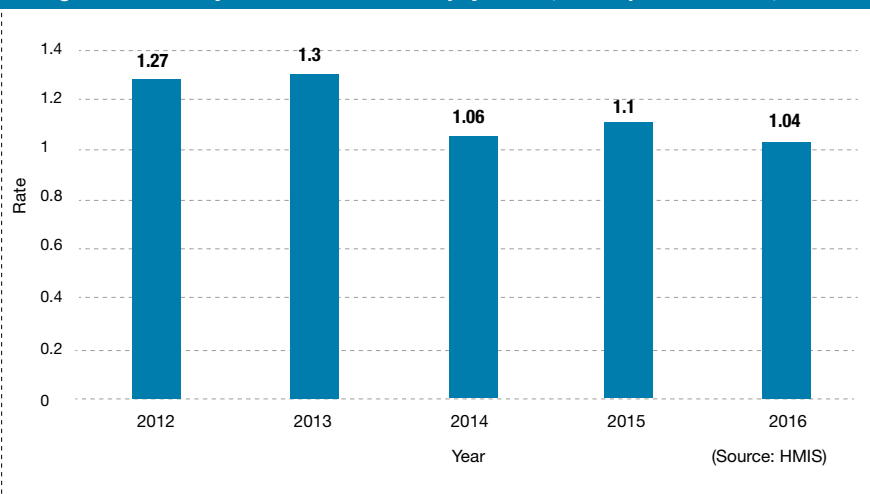
including, cardiovascular disease, cervical, lung, liver, breast and stomach cancer, respiratory disease, and diabetes. Some of the main strategies advocated in the national NCD plan to reduce tobacco exposure included: raising taxes on tobacco, protecting people from tobacco smoke, warning about the dangers of tobacco, enforcing bans on tobacco advertising.

## Road Traffic Accidents

Based on HMIS data, in 2016 the mortality rate from road traffic injury was 1.04 per 100,000 people which at 2016 population estimations equates to approximately 156 deaths (See Figure 21). This is well below the 2016 HSP3 target of 14.2. HMIS mortality rates from road traffic injury have slightly declined from 1.27 in 2012 to 2016 rates. The HMIS data is lower than other road traffic mortality data


available for Cambodia – the WHO 2015 country profile reports 1950 deaths in the 2013 (WHO, 2015). Road traffic accidents are the main cause of mortality in Cambodia and increased 51% from 2006 to 2014 (OECD/ITF, 2015). Increases in the number of motor vehicles as well as increases in the numbers of young people have contributed to the rising traffic injury deaths.

Figure 21: Mortality Rate from Road Traffic Injury Per 100,000 People in Cambodia, 2012-2016



The Road Safety Strategy for 2011-2020 has been developed by the National Road Safety Committee and was approved by the Council of Ministers in 2014. The strategy defines targets and performance indicators to monitor progress in the seven Pillars of: road safety management; infrastructure; safe

vehicles; safe road user behavior; post-crash care; traffic law legislation and enforcement; driver licensing; and better transport services for passengers and cargo. Strategies are focused on the three main risk factors which include speeding, helmets and drunk driving (OECD/ITF, 2015).





## 5. MAKE THE HEALTH SYSTEM MORE ACCOUNTABLE AND RESPONSIVE TO POPULATION HEALTH NEEDS.

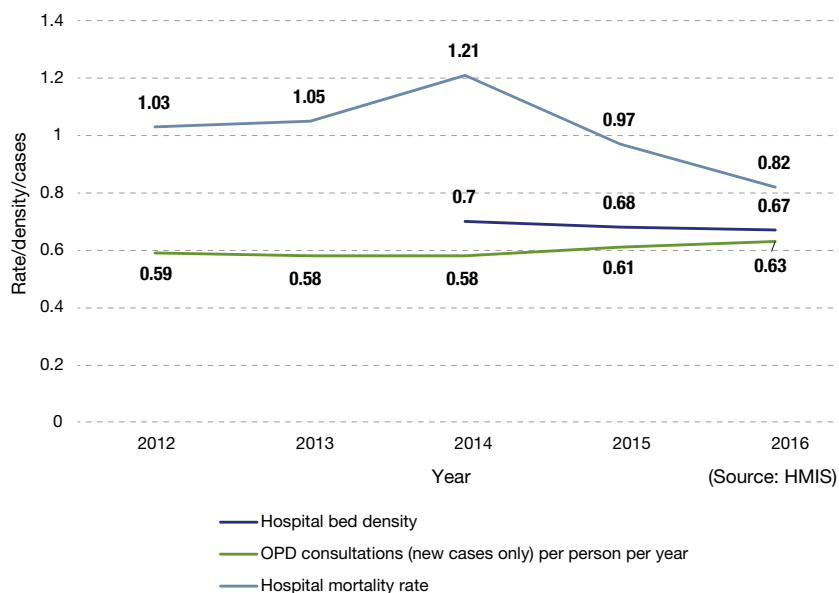
### Patient Care

HSP3 Indicator Goals 2016-2020	2015	2016	2017	2018	2019	2020
Ratio of hospital bed to 1,000 population	0.8	0.9	1	1	1	1
OPD consultations (new cases only) per person per year	0.70	0.75	0.80	0.85	0.90	0.95
Hospital mortality rate	<1%	<1%	<1%	<1%	<1%	<1%
Average length of stay (no. of days)	5 days	5 days	5 days	5 days	5 days	5 days

The number of OPD consultations, hospital bed density and average length of stay have all remained stable over the past five years. The 2016 hospital bed density, or ratio of hospital beds to 1,000 population, is 0.67 (See Figure 22). This is lower than the 2016 HSP3 target of 0.9. The average length of hospital stay is 4.01 days, better than the 2016 HSP3 target of 5 days. The number of OPD

consultations (new cases) per person per year is 0.63, lower than the 2016 HSP3 target of 0.75. The hospital mortality rate, or number of hospital deaths over the total number of discharges, has dropped slightly in the last 2 years from 1.21% in 2014 to 0.82% in 2016. The 2016 rate is lower than the 2016 HSP3 target of less than 1%.

Figure 22: Patient Care Indicators in Cambodia, 2012-2016



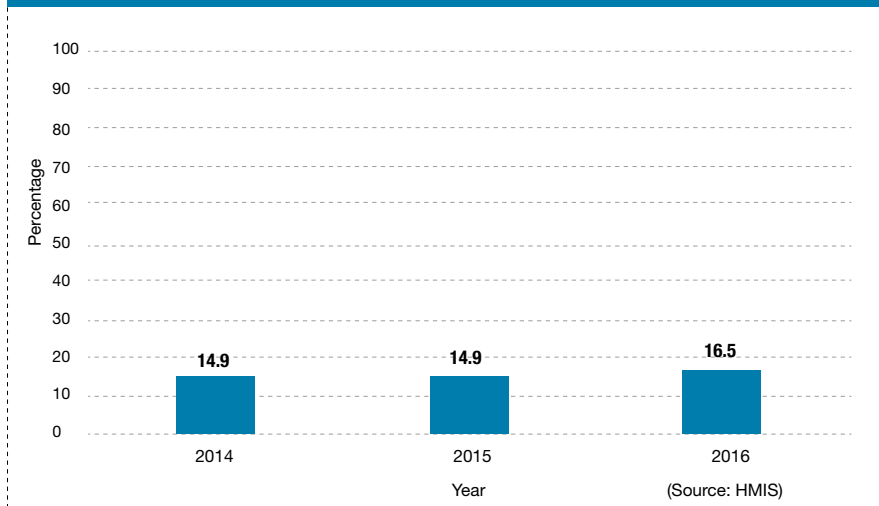
### Health System Statistics

HSP3 Indicator Goals 2016-2020	2015	2016	2017	2018	2019	2020
Percentage of voluntary blood donation	45%	50%	55%	60%	65%	70%
Data quality index	93%	96%	98%	100%	100%	100%

The HMIS reported percentage of blood donors who voluntarily donated blood has slightly increased from a 2014 level of 14.9% to 16.5% in 2016 (See Figure 23). The 2016 HMIS value is much lower than the 2016 HSP3 target of 50%. The HSP3 strategic

interventions include engaging sub-national level administrations and relevant organizations (e.g. Cambodian Red Cross, private-not-for profit) to support social mobilization of voluntary blood donation (non-remunerated blood donors).

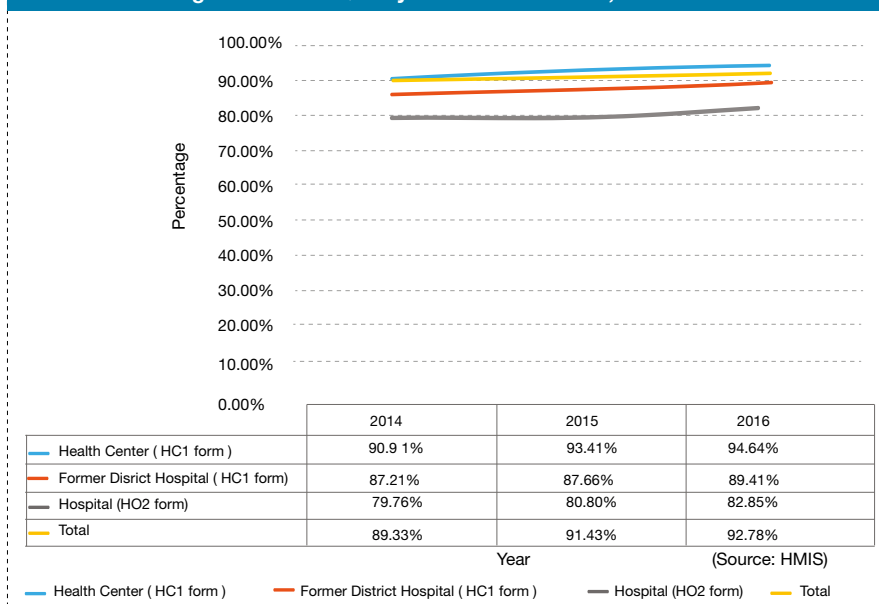
**Figure 23: Percentage of Voluntary Blood Donation, 2014-2016**



The Data Quality Index which measures data consistency of reports from health centers, former district hospitals, and hospitals shows increasing degree of quality over the past three years. All health facilities are now reporting consistency of 93% in 2016 up from 89% in 2014. Although the trend is generally upward and encouraging, they are behind the HSP3 goals and the rate of improvement means

that it will be difficult to meet them in the short term. There are also new tools in HIS for measuring completeness, missing reports, and timeliness, however this started in 2016. In the future, these new tools may provide a better way to track and understand the consistency of reports from health facilities.

**Figure 24: Data Quality Index in Cambodia, 2014-2016**



# REFERENCES:

- Alkema, L., Chou, D., Hogan, D., Zhang, S., Moller, A. B., Gemmill, A., ... & Say, L. (2016). Global, regional, and national levels and trends in maternal mortality between 1990 and 2015, with scenario-based projections to 2030: a systematic analysis by the UN Maternal Mortality Estimation Inter-Agency Group. *The Lancet*, 387(10017), 462-474.
- Alphey, L. (2014). Genetic control of mosquitoes. *Annual Review of Entomology*, 59, 205-224.
- Alphey, L., McKemey, A., Nimmo, D., Neira Oviedo, M., Lacroix, R., Matzen, K., & Beech, C. (2013). Genetic control of *Aedes* mosquitoes. *Pathogens and Global Health*, 107(4), 170-179.
- Ashley, E. A., Dhorda, M., Fairhurst, R. M., Amaratunga, C., Lim, P., Suon, S., ... & Sopha, C. (2014). Spread of artemisinin resistance in *Plasmodium falciparum* malaria. *New England Journal of Medicine*, 371(5), 411-423.
- Bazzano, A.N., Oberhelman, R.A., Potts, K.S., Taub, L.D. & Var, C. (2015). What health service support do families need for optimal breastfeeding? An in-depth exploration of young infant feeding practices in Cambodia. *International Journal of Women's Health*, 2015 (7), 249-257.
- Beauté, J., & Vong, S. (2010). Cost and disease burden of dengue in Cambodia. *BMC Public Health*, 10(1), 521.
- Bhatt, S., Gething, P. W., Brady, O. J., Messina, J. P., Farlow, A. W., Moyes, C. L., ... & Myers, M. F. (2013). The global distribution and burden of dengue. *Nature*, 496(7446), 504-507.
- Bruni L., Barrionuevo-Rosas L., Albero G., Serrano B., Mena M., Gómez D., Muñoz J. & Bosch F.X.S. (2017). Human Papillomavirus and Related Diseases in Cambodia. Summary Report 19 April 2017. ICO Information Centre on HPV and Cancer (HPV Information Centre).
- Dondorp, A. M., Nosten, F., Yi, P., Das, D., Phyto, A. P., Tarning, J., ... & Ringwald, P. (2009). Artemisinin resistance in *Plasmodium falciparum* malaria. *New England Journal of Medicine*, 361(5), 455-467.
- Fetters, T. & Samandari, G. (2015). Abortion incidence in Cambodia, 2005 and 2010. *Global Public Health*, 10 (4), 532-544. DOI: 10.1080/17441692.2014.992453.
- Flessa, S., & Zembok, A. (2014). Costing of diabetes mellitus type II in Cambodia. *Health Economics Review*, 4(1), 24.
- Franz, A. W., Clem, R. J., & Passarelli, A. L. (2014). Novel genetic and molecular tools for the investigation and control of dengue virus transmission by mosquitoes. *Current Tropical Medicine Reports*, 1(1), 21-31.
- Globocan. 2012. Estimated Incidence, Mortality and Prevalence Worldwide in 2012. Retrieved from: <http://globocan.iarc.fr/old/FactSheets/cancers/cervix-new.asp>.
- Global Fund (2017). Funding Request Application Form: Full Review. Phnom Penh: Ministry of Health.
- Hahn, H., & Chastel, C. (1970). Dengue in Cambodia in 1963. *The American Journal of Tropical Medicine and Hygiene*, 19(1), 106-109.
- Health Grove. (2017). Leprosy in Thailand. Retrieved 9 June 2017 from: <http://global-disease-burden.healthgrove.com/l/28767/Leprosy-in-Thailand>
- Hong, R., Ahn, P. Y., Wieringa, F., Rathavy, T., Gauthier, L., Hong, R., ... & Poirot, E. (2017). The unfinished health agenda: Neonatal mortality in Cambodia. *PLoS one*, 12(3), e0173763.

Hoyer, S., Nguon, S., Kim, S., Habib, N., Khim, N., Sum, S., ... & Chea, N. (2012). Focused Screening and Treatment (FSAT): a PCR-based strategy to detect malaria parasite carriers and contain drug resistant *P. falciparum*, Pailin, Cambodia. *PLoS One*, 7(10), e45797.

Huy, R., Buchy, P., Conan, A., Ngan, C., Ong, S., Ali, R., ... & Chroeung, N. (2010). National dengue surveillance in Cambodia 1980-2008: epidemiological and virological trends and the impact of vector control. *Bulletin of the World Health Organization*, 88(9), 650-657.

Huy, R., Wichmann, O., Beatty, M., Ngan, C., Duong, S., Margolis, H. S., & Vong, S. (2009). Cost of dengue and other febrile illnesses to households in rural Cambodia: a prospective community-based case-control study. *BMC Public Health*, 9(1), 155.

Ith, P., Dawson, A., & Homer, C. (2012). Quality of maternity care practices of skilled birth attendants in Cambodia. *International Journal of Evidence-Based Healthcare*, 10(1), 6-67. DOI: 10.1111/j.1744-1609.2012.00254.x.

Khun, S., & Manderson, L. H. (2007). Abate distribution and dengue control in rural Cambodia. *Acta Trop*, 101(2), 139-146. doi:10.1016/j.actatropica.2007.01.002  
Loun M., Phan, C. & Mao, S. (2013). Levels and Trends of Contraceptive Prevalence and Unmet Need for Family Planning in Cambodia: Further Analysis of the Cambodia Demographic and Health Survey. Phnom Penh, Cambodia: National Institute of Statistics, Ministry of Planning and Directorate General for Health, Ministry of Health.

Mao, B., Patel, M. K., Hennessey, K., Duncan, R. J., Wannemuehler, K., & Soeung, S. C. (2013). Prevalence of chronic hepatitis B virus infection after implementation of a hepatitis B vaccination program among children in three provinces in Cambodia. *Vaccine*, 31(40), 4459-4464.

Ministry of Health. (2013). National Strategic Plan for the Prevention and Control of Noncommunicable Diseases. 2013-2020. Retrieved from: [http://www.iccp-portal.org/sites/default/files/plans/KHM\\_B3\\_NSP-NCD%202013-2020\\_Final%20approved.pdf](http://www.iccp-portal.org/sites/default/files/plans/KHM_B3_NSP-NCD%202013-2020_Final%20approved.pdf).

Ministry of Health. (2016). Health Strategic Plan 2016-2020. Department of Planning and Health Information.

Ministry of Health Cambodia, PMNCH, WHO, World Bank, AHPSR and participants in the Cambodia multistakeholder policy review. (2014). Success Factors for Women's and Children's Health: Cambodia. Retrieved from: [http://www.who.int/pmnch/knowledge/publications/cambodia\\_country\\_report.pdf](http://www.who.int/pmnch/knowledge/publications/cambodia_country_report.pdf).

Ministry of Health. (2016). The Third Health Strategic Plan (HSP3) 2016-2020. Phnom Penh: Ministry of Health.  
NCHADS (2016). Health Sector Strategic Plan for HIV/AIDS & STI Prevention and Control 2016-2020 (HSSP-HIV). Phnom Penh: Ministry of Health.

National Institute of Statistics (2008). General Population Census of Cambodia 2008, Analysis of the Census Results. Report 12, Population Projections of Cambodia.

National Institute of Statistics and Directorate General for Health. (2014). 2014 Demographic and Health Survey of Cambodia. Phnom Penh: Directorate General for Health, Ministry of Health.

National Institute of Statistics and Directorate General for Health. (2011). 2011 Demographic and Health Survey of Cambodia. Phnom Penh: Directorate General for Health, Ministry of Health.

National Institute of Statistics, Directorate General for Health [Cambodia], and ORC Macro. (2001). Cambodia Demographic and Health Survey 2000. Phnom Penh, Cambodia, and Calverton, Maryland USA: National Institute of Statistics, Directorate General for Health, and ORC Macro.

National Institute of Public Health, National Institute of Statistics [Cambodia] and ORC Macro. (2006). Cambodia Demographic and Health Survey 2005. Phnom Penh, Cambodia and Calverton, Maryland, USA: National Institute

of Public Health, National Institute of Statistics and ORC Macro.

OECD/ITF. (2015). "Cambodia", in Road Safety Annual Report 2015. OECD Publishing, Paris. DOI: <http://dx.doi.org/10.1787/irtad-2015-10-en>. Retrieved from: [http://ticambodia.org/library/wp-content/files\\_mf/1451462058road.pdf](http://ticambodia.org/library/wp-content/files_mf/1451462058road.pdf).

Prak, S., Dahl, M.I., Oeurn, S., Conkle, J., Wise, A. & Lailou, A. (2014). Breastfeeding Trends in Cambodia, and the Increased Use of Breast-Milk Substitute—Why Is It a Danger? *Nutrients*, 6, 2920-2930. DOI:10.3390/nu6072920.

Pries, A., Huffman, S., Mengkheang, K., Kroeun, H., Champeny, M., Roberts, M. & Zehner, E. (2016). Pervasive promotion of breastmilk substitutes in Phnom Penh, Cambodia, and high usage by mothers for infant and young child feeding. *Maternal & Child Nutrition*, 12(2), 38-51. DOI: 10.1111/mcn.12271.

Schantz, C., Sim, K.L., Petit, V., Rany, H. & Goyet, S. (2016). Factors associated with caesarean sections in Phnom Penh, Cambodia. *Reproductive Health Matters*, 24 (48), 111-121. DOI: 10.1016/j.rhm.2016.11.

Seng, C. M., SETHA, T., Chanta, N., Socheat, D., Guillet, P., & Nathan, M. B. (2006). Inhibition of adult emergence of *Aedes aegypti* in simulated domestic water-storage containers by using a controlled-release formulation of pyriproxyfen. *J Am Mosq Control Assoc*, 22(1), 152-154.

Seng, C. M., SETHA, T., Nealon, J., Chantha, N., Socheat, D., & Nathan, M. B. (2008). The effect of long-lasting insecticidal water container covers on field populations of *Aedes aegypti* (L.) mosquitoes in Cambodia. *J Vector Ecol*, 33(2), 333-341.

Seng, C. M., SETHA, T., Nealon, J., Socheat, D., Chantha, N., & Nathan, M. B. (2008). Community-based use of the larvivorous fish *Poecilia reticulata* to control the dengue vector *Aedes aegypti* in domestic water storage containers in rural Cambodia. *J Vector Ecol*, 33(1), 139-144.

Seng, C. M., SETHA, T., Nealon, J., Socheat, D., & Nathan, M. B. (2008). Six months of *Aedes aegypti* control with a novel controlled-release formulation of pyriproxyfen in domestic water storage containers in Cambodia. *Southeast Asian J Trop Med Public Health*, 39(5), 822-826.

SETHA, T., Chantha, N., & Socheat, D. (2007). Efficacy of *Bacillus thuringiensis israelensis*, VectoBac WG and DT, formulations against dengue mosquito vectors in cement potable water jars in Cambodia. *Southeast Asian J Trop Med Public Health*, 38(2), 261-268.

Sok, K., Ngy, M., Do, S., Sau, S., Mueller, A, & Blanchet, K. (2013). Eye Health System Assessment Cambodia 2013. World Health Organization, Cambodia National Program for Eye Health and Australian Aid. Retrieved 1 May 2017 from: <http://iceh.lshtm.ac.uk/files/2014/03/Eye-Health-System-Assessment-in-Cambodia.pdf>.

UNDP. (2016). Human Development Report 2016: Human Development for Everyone. Retrieved 13 July from: [http://hdr.undp.org/sites/default/files/2016\\_human\\_development\\_report.pdf](http://hdr.undp.org/sites/default/files/2016_human_development_report.pdf).

UNICEF. (2017). Girls not brides – ending child marriage in Cambodia. Retrieved 12 May 2017 from: <http://unicefcambodia.blogspot.com/2017/03/by-chan-kanha-and-ream-rin-romas-is.html>.

Vannice, K. S., Roehrig, J. T., & Hombach, J. (2015). Next generation dengue vaccines: A review of the preclinical development pipeline. *Vaccine*, 33(50), 7091-7099.

Vong, S., Goyet, S., Ly, S., Ngan, C., Huy, R., Duong, V., ... & Buchy, P. (2012). Under-recognition and reporting of dengue in Cambodia: a capture–recapture analysis of the National Dengue Surveillance System. *Epidemiology and Infection*, 140(03), 491-499.

Wang, W. & Hong, R. (2015). Levels and determinants of continuum of care for maternal and newborn health in Cambodia - evidence from a population-based survey. *BMC Pregnancy and Childbirth*, 15 (62). DOI 10.1186/s12884-015-0497-0.

Wichmann, O., Yoon, I. K., Vong, S., Limkittikul, K., Gibbons, R. V., Mammen, M. P., ... & Huy, R. (2011). Dengue in Thailand and Cambodia: an assessment of the degree of underrecognized disease burden based on reported cases. *PLoS Neglected Tropical Diseases*, 5(3), e996.

Wieringa, F.T., Dahl, M., Chamnan, C., Poirot, E., Kuong, K., Sophonneary, P., Sinuon, M., Greuffeille, V., Hong, R., Berger, J., Dijkhuizen, M.A. & Lailou, A. The High Prevalence of Anemia in Cambodian Children and Women Cannot Be Satisfactorily Explained by Nutritional Deficiencies or Hemoglobin Disorders. *Nutrients*, 8 (348).

doi:10.3390/nu8060348.

World Bank. (2017). Contraception prevalence, modern methods. Household surveys, including Demographic and Health Surveys and Multiple Indicator Cluster Surveys. Largely compiled by United Nations Population Division. Retrieved from: <http://data.worldbank.org/indicator/SP.DYN.CONM.ZS?end=2016&start=2010>.

World Health Organization. (2010). Progress on the containment of artemisinin tolerant malaria para sites in South-East Asia (ARCE) initiative. Geneva: World Health Organization.

World Health Organization. (2012). WHO global report on mortality attributable to tobacco. Retrieved from: [http://apps.who.int/iris/bitstream/10665/44815/1/9789241564434\\_eng.pdf](http://apps.who.int/iris/bitstream/10665/44815/1/9789241564434_eng.pdf).

World Health Organization. (2013). Managing Regional Public Goods for Health: Community-Based Dengue Vector Control.

World Health Organization. (2014). Cambodia cancer country profiles, 2014. Retrieved from: [http://www.who.int/cancer/country-profiles/khm\\_en.pdf?ua=1](http://www.who.int/cancer/country-profiles/khm_en.pdf?ua=1).

World Health Organization. (2014). Cambodia - Noncommunicable Diseases (NCD) Country Profiles, 2014. Retrieved at [http://www.who.int/nmh/countries/khm\\_en.pdf?ua=1](http://www.who.int/nmh/countries/khm_en.pdf?ua=1).

World Health Organization. (2014). Cambodia Maternal and Perinatal Health Profile. Retrieved on 1 May 2017 from: [http://www.who.int/maternal\\_child\\_adolescent/epidemiology/profiles/maternal/khm.pdf](http://www.who.int/maternal_child_adolescent/epidemiology/profiles/maternal/khm.pdf).

World Health Organization. (2015). Trends in maternal mortality: 1990 to 2015: WHO, UNICEF, UNFPA, World Bank Group and the United Nations Population Division. Geneva, World Health Organization. Retrieved 7 June 2017 from: [http://apps.who.int/iris/bitstream/10665/194254/1/9789241565141\\_eng.pdf?ua=1](http://apps.who.int/iris/bitstream/10665/194254/1/9789241565141_eng.pdf?ua=1).

World Health Organization. (2015). WHO Statement on Caesarean Section Rates. Department of Reproductive Health and Research. Retrieved 9 June 2017 from: [http://apps.who.int/iris/bitstream/10665/161442/1/WHO\\_RHR\\_15.02\\_eng.pdf?ua=1](http://apps.who.int/iris/bitstream/10665/161442/1/WHO_RHR_15.02_eng.pdf?ua=1) World Health Organization. (2015). Cambodia Tuberculosis profile.

Retrieved 2 May 2017 from: [https://extranet.who.int/sree/Reports?op=Replet&name=%2FWHO\\_HQ\\_Reports%2FG2%2FPROD%2FEXT%2FTBCountryProfile&ISO2=KH&outtype=pdf](https://extranet.who.int/sree/Reports?op=Replet&name=%2FWHO_HQ_Reports%2FG2%2FPROD%2FEXT%2FTBCountryProfile&ISO2=KH&outtype=pdf).

World Health Organization. (2015). Update on the dengue situation in the Western Pacific Region. Retrieved from: [http://www.wpro.who.int/emerging\\_diseases/dengue\\_biweekly\\_20151006.pdf?ua=1](http://www.wpro.who.int/emerging_diseases/dengue_biweekly_20151006.pdf?ua=1) World Health Organization. (2015). Cambodia – Road Safety Country Profile.

Retrieved from: [http://www.who.int/violence\\_injury\\_prevention/road\\_safety\\_status/2015/country\\_profiles/Cambodia.pdf?ua=1](http://www.who.int/violence_injury_prevention/road_safety_status/2015/country_profiles/Cambodia.pdf?ua=1).

World Health Organization. (2016). Cambodia Neonatal and Child Health Profile for 2015. Retrieved on 1 May 2017 from: [http://www.who.int/maternal\\_child\\_adolescent/epidemiology/profiles/neonatal\\_child/khm.pdf](http://www.who.int/maternal_child_adolescent/epidemiology/profiles/neonatal_child/khm.pdf).

World Health Organization and UNICEF. (2016). Cambodia: WHO and UNICEF estimates of immunization coverage: 2015 revision. Retrieved on 1 May 2017 from: [http://www.who.int/immunization/monitoring\\_surveillance/data/khm.pdf](http://www.who.int/immunization/monitoring_surveillance/data/khm.pdf).

World Health Organization. (2016). Cambodia Diabetes country profiles, 2016. Retrieved from: [http://www.who.int/diabetes/country-profiles/khm\\_en.pdf?ua=1](http://www.who.int/diabetes/country-profiles/khm_en.pdf?ua=1).

World Health Organization and UNICEF. (2016). Cambodia: WHO and UNICEF estimates of immunization coverage: 2015 revision. Retrieved 9 June 2017 from: [https://data.unicef.org/wp-content/uploads/country\\_profiles/Cambodia/Immunization\\_khm.pdf](https://data.unicef.org/wp-content/uploads/country_profiles/Cambodia/Immunization_khm.pdf) Woosome, K. (2004, January 15). Tiny Predator Has Big Role Curbing Dengue. The Cambodia Daily. Retrieved from <https://www.cambodiadaily.com/archives/tiny-predator-has-big-role-curbing-dengue-37552/> Xu, H. (2014). Draft Preliminary Report on Health Facility Data Verification Survey Result, 2014, Cambodia. Phnom Penh: WHO.



## ANNEX:

Indicator	Name	HIS	CDHS	Other	Not Included
1	Live expectancy at birth (number of years)				
2	Total fertility rate (expressed per woman)				
3	Human Development Index				
4	Maternal mortality ratio				
5	Proportion of births delivery by skilled health personnel				
6	Proportion of births delivery at health facilities				
7	Percentage of pregnant women who received ANC4+ consultation by health personnel				
8	Percentage of post-partum women who received PNC consultation by health personnel				
9	Caesarean section rate (% of live births)				
10	Percentage of infant who were breastfed within 1 hour of birth				
11	Proportion of infants under 6 month exclusive breastfeeding				
12	Anemia prevalence in women of reproductive age				
13	Child under 5 years mortality rate				
14	Neonatal mortality rate per 1,000 live births				
15	DPT-HepB-Hib 3 coverage rate				
16	Children with diarrhea received oral rehydration solution				
17	Percentage of children 6-59 months received vitamin A during the last 6 months				
18	Percentage of children 12-59 months received Mebendazole one doses during the last 6 months				



19	OPD consultations (new cases only) per children under 5 per year				
20	Number of new HIV infection per 1000 uninfected population (by sex and by age)				
21	Prevalence rate of HIV among adults 15-49 years				
22	Viral suppression among people on antiretroviral therapy				
23	Percentage of adult peoples living with HIV above 14 year-olds on ART				
24	Percentage of children 0-14 year-olds living with on ART				
25	Tuberculosis Incidence of all forms TB per 100,000 population				
26	TB mortality rate per 100,000 population				
27	TB cure rate (%)				
28	Malaria Incidence per 1,000 population				
29	Inpatient Malaria death per 100,000 population reported in public health facilities				
30	Dengue hemorrhagic fever case fatality rate				
31	Hepatitis B incidence per 100,000 population				
32	Incidence of Leprosy per 100,000 population				
33	Mortality rate attributed to cardiovascular disease, cancer, diabetes or chronic respiratory disease among peoples aged 25-64				The baseline value for this indicator was 39.28% in 2015, and it falls under the jurisdiction of the Preventive Medicine Department.
34	Prevalence of adults aged 25-64 years who have high blood pressure				
35	Prevalence of adults aged 25-64 years with diabetes				
36	Incidence of cervical cancer per 100,000 women aged 30-49 years				
37	Number and Percentage of women aged 30-49 years screened for cervical cancer at least once (to that age group)				
38	Proportion of peoples with severe mental health disorders using mental health services increased by 20% by 2030				

	(Type of illnesses):				
	• Schizophrenia (F20)				
	• Depression (F32.2 & F32.3)				
	• Bipolar affective disorders (F31)				
39	Proportion of PWUD using health services				The baseline value for this is 22% in 2015, and is under the jurisdiction of the Mental Health and Drug Abuse Department.
	(Types of Drugs)				
	• ATS (F11)				
	• Opioid (F15)				
40	Prevalence of alcohol use among male & female adult				The baseline value for this indicator is 73.3% for males and 28.9% for females, and is under the jurisdiction of the National Center for Health Promotion
41	Mortality rate from road traffic injury per 100,000 population				
42	Proportion of women of reproductive age (aged 15- 49 years) who have their need for family planning satisfied with modern				
43	Unmet need for family planning (15-49 years)				
44	Abortion rate				
45	Contraceptive prevalence (modern methods)				
46	Adolescent birth rate aged 15-19 years) per 1,000 women in that age group				
47	Teenage pregnancy 15 -19 years				
48	Coverage of essential services in relation to dimension of the health system building blocks				
49	Prevalence of blindness (by causes)				The baseline value for this is 0.32% in 2015, and is under the jurisdiction of the National Eye Care Program.

50	Cataract surgical rate per 100,000 population				
51	% medical laboratories at national and provincial level performed quality assurance and quality control QA/QC according to SOP				There is no baseline value for this indicator, and it is under the jurisdiction of the Hospital Services Department.
	<ul style="list-style-type: none"> <li>National Referral Lab, National Hospital and CPA3 at provincial level (28)</li> </ul>				The baseline value for this is 40% in 2015, and is under the jurisdiction of the Hospital Services Department.
	<ul style="list-style-type: none"> <li>CPA2 RHs at provincial and district level (35)</li> </ul>				The baseline value for this is 28% in 2015, and is under the jurisdiction of the Hospital Services Department.
52	Level of compliance with minimum IHR laboratory capacity requirement – biosafety and biosecurity.				The baseline value for this is >75% in 2015, and is under the jurisdiction of the Hospital Services Department.
53	Percentage of voluntary blood donation				
54	Ratio of hospital bed to 1,000 population				
55	OPD consultations (new cases only) per person per year				
56	Bed occupancy rate (%)				
57	Hospital mortality rate				
58	Average length of stay (no. of days)				
59	% of health facilities received Level 2 quality health care assessment score more 45%				There is no baseline value for this indicator, and it is under the jurisdiction of the Hospital Services Department.
60	Client satisfaction rate				The baseline value for this is 87% in 2015, and is under the jurisdiction of the Hospital Services Department.
61	Percentage of HMIS reports submitted on time(Communicable diseases, HC1 and HO2 to ODO)				

62	Data quality index				
63	Number and percentage of licensed private providers/facilities reporting to HMIS				
64	Proportion of health centers with functioning Health Center Management Committees				
65	Percentage of the population covered by social health protection systems i.e. Health Equity Funds and Social Health Insurance schemes.				The baseline value for this is 23% in 2015, and is under the jurisdiction of the Department of Planning and Health Information.
66	Incidence of impoverishment due to OOP (households becoming poor as a result of health expenditure)				The baseline value for this is 1.7% in 2015, and is under the jurisdiction of the Department of Planning and Health Information.
67	Incidence of catastrophic expenditure due to health				The baseline value for this is 4.9% in 2015, and is under the jurisdiction of the Department of Planning and Health Information.
68	Out-of-pocket health expenditure as percentage of the total health expenditure				The baseline value for this is 67% in 2015, and is under the jurisdiction of the Department of Planning and Health Information.
69	Current expenditure on health as % of GDP				The baseline value for this is 1.24% in 2015, and is under the jurisdiction of the Department of Planning and Health Information.
70	Share of national health budget spent by level: provincial, OD incl. HCs & RHs (%)				here is no baseline value for this indicator, and it is under the jurisdiction of the Department of Planning and Health Information.
71	% Health facilities with functioning water services				
72	% Health facilities with functioning sanitation services				
73	Prevalence of tobacco use among male and female adult (>15)				
74	Prevalence of tobacco use among youth aged 13-15				The baseline value for this indicator is 6.3% (7.9% for boys and 5% for girls) in 2015, and is under the jurisdiction of the National Center for Health Promotion.

75	Percentage of HC with stock-out of predetermined 15 items in the national Essential Drug List				The baseline value for this indicator is <5%, and is under the jurisdiction of DDF.
76	Total net ODA to the health sector (Grant only)				The baseline value for this indicator is 18% in 2014, and is under the jurisdiction of the Department of Planning and Health Information.
77	Ratio of physician/nurse/midwife per 1,000 population				
78	Percentage of HCs with staff in place as per MPA staffing norm				
79	Percentage of HCs with staff in place as per CPA staffing norm				
80	Number and percentage of Health workers registered and licensed by health professional councils				The baseline value for this indicator is 27% in 2015, and is under the jurisdiction of the Medical Council.
81	Percentage of new cases of IHR notifiable diseases (IHR) and other notifiable diseases have been notified				The baseline value for this indicator is 100% in 2015, and is under the jurisdiction of the Cambodia Center for Disease Control.





	PERCENT OF DELIVERY BY TRAINED HEALTH PERSONNEL					PERCENTAGE OF BIRTHS DELIVERED AT HEALTH FACILITIES					PERCENTAGE OF INFANTS WHO WERE BREASTFED WITHIN 1 HOUR OF BIRTH				
	2012	2013	2014	2015	2016	2012	2013	2014	2015	2016	2012	2013	2014	2015	2016
<b>Province District</b>															
<b>Banteay Meanchey</b>															
Cambodia-Japan Friendship PH_PH	5.18	5.41	5.62	5.34	5.32	5.18	5.41	5.62	5.34	5.32			0	1	0
Mongkol Borei	68.44	70.5	73.01	66.36	59.56	42.38	41.98	43.97	41.33	40.84			1536	1676	2156
Poipet	76.49	74.26	75.72	76.77	72.62	49.2	52.66	57.67	60.65	62.65			1998	2688	2472
Preah Net Preah	50.71	49.92	48.77	49.25	41.66	50.71	49.92	48.59	49.25	41.66			1084	1805	1686
Thma Puok	65.04	56.02	59.06	54.95	52.77	61.92	52.93	57.29	51.24	52.77			936	1202	1352
<b>Provincial Total</b>	<b>66.9</b>	<b>64.59</b>	<b>64.76</b>	<b>62.02</b>	<b>58.14</b>	<b>51.19</b>	<b>49.99</b>	<b>51.18</b>	<b>50.89</b>	<b>50.01</b>			<b>5554</b>	<b>7372</b>	<b>7666</b>
<b>Battambang</b>															
Battambang Provincial Hosp._PH	8.59	8.55	9.61	9.99	9.63	8.59	8.55	9.61	9.99	9.63			11	24	31
Thmar Koul	52.89	49.1	48.04	48.97	49.13	43.55	42.77	43.27	46.57	48.1			2844	3098	3322
Maung Russei	60.85	59.82	63.62	67.42	69.57	60.47	59.42	63.51	67.42	69.46			2388	3924	3979
Sampov Luon	73.92	74.67	77.14	77.8	78.24	73.89	74.67	77.11	77.8	78.24			732	2337	3013
Battambang	46.41	42.39	39.08	39.41	36.94	43.77	40.68	37.51	38.22	36.27			2785	3105	3295
Sangkae	52.7	48.44	53.3	47.46	47.85	52.17	48.21	51.74	47.46	47.85			1204	1753	1926
<b>Provincial Total</b>	<b>61.63</b>	<b>59.92</b>	<b>60.81</b>	<b>61.92</b>	<b>59.49</b>	<b>58.9</b>	<b>58.06</b>	<b>59.12</b>	<b>61.09</b>	<b>59.08</b>			<b>9964</b>	<b>14241</b>	<b>15566</b>
<b>Kampong Cham</b>															
Kampong Cham Prov. Hosp._PH	6.77	7.4	7.94	14.41	16.12	6.77	7.4	7.94	14.41	16.12			0	0	0
Chamkar Leu	63.06	57.48	54.38	69.04	69.51	59.63	53.87	51.79	67.13	68.47			1713	2264	2203
Choeung Prey	70.67	67.29	64.53	53.68	51.53	69.59	67.1	64.49	53.64	51.5			285	220	349
Kampong Cham - Kg. Siem	38.31	40.36	104.67	138.99	162	20.43	20.92	16.85	15.21	15.58			7	13	0
Prey Chhor	56.49	57.94	53.28	49.75	44.61	56.04	57.85	53.23	49.61	44.51			1077	1399	1247
Srey Santhor	42.09	52.18	48.24	52.64	50.63	23.45	37.3	32.3	36.23	36.23			164	211	196
Stueng Trang	39.49	42.38	44.01	46.42	42.77	38.4	42.3	44.01	46.3	42.77			587	325	776
Batheay	51.78	51.4	45.09	54.17	46.57	51.04	51.12	44.92	53.29	46.57			612	798	981
Koh Sotin	0	0	31.65	25.03	22.94	0	0	28.34	22.43	20.74			109	39	94
Kang Meas	0	0	49.62	43.29	40.12	0	0	46.84	39.86	36.93			644	986	780
<b>Provincial Total</b>	<b>36.73</b>	<b>38.02</b>	<b>42.87</b>	<b>84.08</b>	<b>88.65</b>	<b>31.91</b>	<b>33.68</b>	<b>33.16</b>	<b>60.44</b>	<b>60.54</b>			<b>5198</b>	<b>6255</b>	<b>6626</b>
<b>Kampong Chhnang</b>															
Kampong Chhnang_ Prov Hosp_PH	8.34	9.65	8.85	10.7	11.64	8.34	9.65	8.85	10.7	11.64			691	1857	1373
Kampong Chhnang	42.95	43.24	43.56	43.82	41.11	41.14	41.99	42.58	42.7	39.79			2681	2747	2386
Boribo	62.48	64.64	64.86	69.21	59.5	61.6	63.48	63.51	68.77	59.35			3677	4085	3617
Phnom Srouch	77.75	73.77	71.71	77.61	73.57	77.61	73.75	71.58	77.35	73.57			1967	2185	1982
<b>Provincial Total</b>	<b>64.18</b>	<b>65.73</b>	<b>64.73</b>	<b>68.99</b>	<b>64.38</b>	<b>63.04</b>	<b>64.78</b>	<b>63.83</b>	<b>68.29</b>	<b>63.75</b>			<b>9016</b>	<b>10874</b>	<b>9358</b>
<b>Kampong Speu</b>															
Kampong Speu Prov. Hosp._PH	6.54	7.29	8.87	10.2	9.57	6.54	7.29	8.87	10.2	9.57			378	2206	2043
Kampong Speu	43.33	41.23	39.05	36.86	34.68	33.76	32.8	32.58	28.26	26.54			1250	1400	1679
Kong Pisey	53.14	54.24	51.63	53.97	50.62	52.62	53.77	50.8	52.79	49.88			1152	1860	2350
Ou Dongk	58.75	56.37	55.93	58.13	51.74	54.84	53.35	53.62	55.36	49.64			1853	1629	1232
Phnom Srouch	0	0	22.81	43.11	35.06	0	0	20.6	38.15	33.49			221	1063	845
<b>Provincial Total</b>	<b>56.56</b>	<b>56.25</b>	<b>52.33</b>	<b>58.26</b>	<b>54.17</b>	<b>50.88</b>	<b>51.3</b>	<b>49.05</b>	<b>53.47</b>	<b>50.26</b>			<b>4854</b>	<b>8158</b>	<b>8149</b>
<b>Kampong Thom</b>															
Kampong Thom Prov. Hosp._PH	7.18	6.67	7.12	7.88	7.08	7.18	6.67	7.12	7.88	7.08			110	2	0
Baray and Santuk	42.2	49.02	54.53	56.42	51.72	40.15	45.86	50.75	54.14	50.87			2726	3432	3679
Kampong Thom	28.69	36.41	42.13	44.86	41.41	26.78	33.38	39.66	41.72	38.31			1692	2270	2274
Stong	51.38	54.74	53.78	55.68	46.86	46.1	52.78	53.18	54.25	46.08			487	1122	1048
<b>Provincial Total</b>	<b>45.03</b>	<b>51.04</b>	<b>54.99</b>	<b>58.05</b>	<b>53.35</b>	<b>42.4</b>	<b>48.22</b>	<b>52.5</b>	<b>55.66</b>	<b>51.54</b>			<b>5015</b>	<b>6826</b>	<b>7001</b>

	PERCENT OF DELIVERY BY TRAINED HEALTH PERSONNEL					PERCENTAGE OF BIRTHS DELIVERED AT HEALTH FACILITIES					PERCENTAGE OF INFANTS WHO WERE BREASTFED WITHIN 1 HOUR OF BIRTH				
	2012	2013	2014	2015	2016	2012	2013	2014	2015	2016	2012	2013	2014	2015	2016
<b>Province District</b>															
<b>Kampot</b>															
Kampot Prov. Hosp._PH	9.91	11.77	13.91	17.5	17.02	9.91	11.77	13.91	17.5	17.02			1392	2470	3029
Angkor Chey	64.07	69.88	38.33	39.72	36.71	56.56	61.02	34.51	38.73	35.93			1146	969	1136
Chhouk	69.22	66.52	78.34	76.86	78.44	62.92	60.52	70	70.79	74.37			807	1004	710
Kampong Trach	53.75	52.94	50.57	48.68	47.2	40.1	38.89	37.68	38.32	37.47			869	1327	827
Kampot	42.22	50.59	56.27	52.7	45.88	27.82	36.87	43.34	39.65	35.77			872	867	812
<b>Provincial Total</b>	<b>67.11</b>	<b>71.93</b>	<b>79.6</b>	<b>81.64</b>	<b>78.79</b>	<b>56.8</b>	<b>61.33</b>	<b>69.04</b>	<b>73.58</b>	<b>72.23</b>			<b>5086</b>	<b>6637</b>	<b>6514</b>
<b>Kandal</b>															
Cheychnash Hosp._PH	3.56	4.59	6.41	7.43	8.69	3.56	4.59	6.41	7.43	8.69			0	0	0
Ang Snuol	84.3	82.7	82.29	73.43	90.33	78.47	78.24	80.58	71.75	87.66			592	405	1294
Kean Svay	108.01	100.86	101.86	82.78	83.38	90.79	86.85	90	74.74	71.57			1916	2257	2179
Koh Thom	44.22	45.65	45	45.95	46.7	38.18	41.46	44.19	45.31	46.44			1310	1350	1307
Ksach Kandal	51.09	56.42	56.29	49.34	47.95	50.19	56.27	56.26	49.31	47.95			385	1482	1748
Muk Kam Poul	65.81	74.83	78.92	79.5	82.01	63.21	73.04	78.92	79.5	82.01			964	863	870
Ponhea Leu	58.87	57.02	50.31	54.03	62.09	57.43	55.9	50.15	53.91	62.09			533	585	446
Saang	49.81	51.01	35.61	31.72	30.31	44.86	46.28	34.94	31.5	30.31			248	552	458
Takhmao	46.75	42.92	33.64	33.45	29.17	46.41	42.92	33.64	32.98	29.17			0	218	143
Lvea Em	86.24	84.21	82	43.19	36.78	83.54	83.14	81.86	43.19	36.78			176	78	91
Leuk Deak	0	0	102.7	92.32	108.44	0	0	92.79	83.94	103.17			1272	1269	1193
<b>Provincial Total</b>	<b>55.54</b>	<b>56.79</b>	<b>54.59</b>	<b>53.49</b>	<b>56.14</b>	<b>51.46</b>	<b>53.63</b>	<b>53.07</b>	<b>52.22</b>	<b>54.77</b>			<b>7396</b>	<b>9059</b>	<b>9729</b>
<b>Koh Kong</b>															
Koh Kong Prov. Hosp._PH	15.97	16.43	16.29	16.04	17.89	15.97	16.43	16.29	16.04	17.89			52	174	0
Smach Mean Chey	23.44	22.51	23.22	22.51	20.27	21.99	22.03	23.16	22.51	20.27			148	257	312
Srae Ambel	54.1	58.76	54	62.29	54.03	53.98	58.64	54	62.23	54.03			802	1028	883
<b>Provincial Total</b>	<b>49.63</b>	<b>50.77</b>	<b>49.27</b>	<b>52.29</b>	<b>50.18</b>	<b>48.97</b>	<b>50.52</b>	<b>49.24</b>	<b>52.27</b>	<b>50.18</b>			<b>1002</b>	<b>1459</b>	<b>1195</b>
<b>Kratie</b>															
Kratie Prov. Hosp._PH	12.83	12.44	11.91	15.12	15.41	12.83	12.44	11.91	15.12	15.41			125	139	2
Chhlong	28.54	32.7	36.82	36.18	39.04	28.49	32.67	36.5	36.12	38.76			89	103	158
Kratie	13.27	16.67	17.54	18.92	20.06	13.13	16.62	17.45	18.88	20.04			366	605	580
<b>Provincial Total</b>	<b>45.7</b>	<b>51.53</b>	<b>56.3</b>	<b>60.92</b>	<b>64.1</b>	<b>45.5</b>	<b>51.44</b>	<b>55.98</b>	<b>60.84</b>	<b>63.89</b>			<b>580</b>	<b>847</b>	<b>740</b>
<b>Mondul Kiri</b>															
Mondul Kiri Prov Hosp._PH	10.47	11.23	6.27	13.91	15.31	10.47	11.23	6.27	13.91	15.31			0	31	0
Sen Monorom	36.01	41.96	41.83	44.81	47.38	27.56	37.55	38.74	40.89	43.99			59	629	670
<b>Provincial Total</b>	<b>42.24</b>	<b>48.28</b>	<b>43.13</b>	<b>53.48</b>	<b>57.18</b>	<b>34.79</b>	<b>44.39</b>	<b>40.41</b>	<b>50.02</b>	<b>54.18</b>			<b>59</b>	<b>660</b>	<b>670</b>
<b>Phnom Penh</b>															
Municipal Hospital_PH	7.52	7.42	6.41	6.5	5.65	7.52	7.42	6.41	6.5	5.65			0	0	0
Mekong	44.36	47.72	21.79	21.23	23.24	44.36	47.68	21.74	21.2	23.12			286	575	892
Chaktomouk	13.68	14	25.45	20.72	16.15	13.68	14	25.45	20.72	16.15			335	505	519
Por Senchey	41.78	45.4	46.23	37.38	22.87	41.39	45.4	46.23	37.26	22.87			88	1254	321
Bassak	61.47	56.61	40.75	34.97	33.74	61.35	56.61	40.29	34.97	33.72			296	271	258
Sen Sok	124.76	105.75	84.92	102.39	77.96	122.58	105.48	84.92	101.76	76.68			129	220	1719
Dang Koa	0	0	34.76	45.06	60.91	0	0	34.76	45.06	60.91			0	26	78
Preaek Phnov	0	0	89.58	63.87	42.77	0	0	89.58	63.03	42.77			210	411	373
<b>Provincial Total</b>	<b>45.2</b>	<b>43.89</b>	<b>38.83</b>	<b>37.31</b>	<b>34.77</b>	<b>44.96</b>	<b>43.86</b>	<b>38.72</b>	<b>37.23</b>	<b>34.65</b>			<b>1344</b>	<b>3262</b>	<b>4160</b>
<b>Preah Vihear</b>															
P Vihear 16 Makara Prov Hos_PH	13.42	16.02	18.68	16.21	16.76	13.42	16.02	18.68	16.21	16.76			194	670	763
Tbeng Meanchey	45.96	52.57	58.67	64.54	66.59	45.48	52.43	58.37	64.43	66.5			1293	1310	1405
<b>Provincial Total</b>	<b>61.56</b>	<b>71.08</b>	<b>80.11</b>	<b>83.81</b>	<b>86.48</b>	<b>61.06</b>	<b>70.92</b>	<b>79.79</b>	<b>83.69</b>	<b>86.39</b>			<b>1487</b>	<b>1980</b>	<b>2168</b>



	PERCENT OF DELIVERY BY TRAINED HEALTH PERSONNEL					PERCENTAGE OF BIRTHS DELIVERED AT HEALTH FACILITIES					PERCENTAGE OF INFANTS WHO WERE BREASTFED WITHIN 1 HOUR OF BIRTH				
	2012	2013	2014	2015	2016	2012	2013	2014	2015	2016	2012	2013	2014	2015	2016
<b>Province District</b>															
<b>Prey Veng</b>															
Prey Veng Prov. Hosp._PH	2.61	2.57	3.66	6.65	5.35	2.61	2.57	3.66	6.65	5.35			0	2	0
Kamchay Mear	50.52	58.69	68.53	57.39	50.12	49.25	57.82	68.53	57.39	50.12			905	951	536
Kampong Trabek	57.49	62.86	62.78	71.92	63.97	57.49	62.8	62.75	71.92	63.97			1202	1698	1307
Mesang	60.16	59.11	59.91	57.37	44.29	59.93	59.08	59.91	57.37	44.29			363	550	607
Peam Ror	46.12	56.62	65.11	70.23	72.3	34.77	46.03	50.43	57.46	68.31			168	77	204
Pearaing	78.35	74.55	86.41	88.44	77.86	78.29	74.45	86.38	88.44	77.86			1168	1238	1015
Preah Sdach	75.62	82.35	83.45	76.05	57.61	75.49	82.05	82.61	76.02	57.43			986	1192	896
Svay Antor	43.96	39.85	42.81	61.1	47.73	33.09	33.76	41.7	60.5	47.73			435	1122	752
Sithor Kandal	0	0	68.42	79.89	64.07	0	0	68.42	79.89	64.07			664	893	924
Krong Prey Veng	0	0	22.43	35.15	18.82	0	0	22.43	35.15	18.82			166	336	218
OD Baphnom	0	0	61.25	60	48.46	0	0	61.21	60	48.46			1142	1117	973
Peam Chor	0	0	64.74	61.87	45.28	0	0	56.18	58.36	45.28			353	485	540
Kanhchriech	0	0	63.7	70.46	47.02	0	0	58.14	67.68	46.85			908	953	587
<b>Provincial Total</b>	<b>70.02</b>	<b>73.49</b>	<b>79.31</b>	<b>85.51</b>	<b>70.11</b>	<b>65.17</b>	<b>69.86</b>	<b>76.93</b>	<b>84</b>	<b>69.78</b>			<b>8460</b>	<b>10614</b>	<b>8559</b>
<b>Pursat</b>															
Pursat Prov. Hosp._PH	10.58	9.26	10.09	11.85	12.04	10.58	9.26	10.09	11.85	12.04			0	0	0
Bakan	66.84	64.58	68.21	72.13	66.96	64.98	63.52	66.28	70.03	65			1269	2672	2677
Sampov Meas	62.48	62.74	59.19	54.59	50.21	54.22	57.8	44.9	43.62	39.09			1590	1791	1492
Kravanh	0	0	85.1	100.24	71.33	0	0	84.16	100.04	71.25			1161	1910	1570
Krakor	0	0	79.84	68.53	65.65	0	0	78.94	68.46	64.95			1608	1837	1478
<b>Provincial Total</b>	<b>71.08</b>	<b>69.27</b>	<b>78.71</b>	<b>79.43</b>	<b>72</b>	<b>65.16</b>	<b>65.74</b>	<b>73.77</b>	<b>75.69</b>	<b>68.17</b>			<b>5628</b>	<b>8210</b>	<b>7217</b>
<b>Ratanakiri</b>															
Ratanakiri Prov Hos_PH	14.88	16.89	18.89	20.93	20.72	14.88	16.89	18.89	20.93	20.72			1209	1330	1312
Banlong	33.14	34.21	36.8	32.86	38.84	32.52	33.94	36.42	32.86	38.8			384	295	316
Borkeo	0	0	45.35	31.94	30.86	0	0	45.25	31.82	30.86			460	803	1004
<b>Provincial Total</b>	<b>50.17</b>	<b>55.94</b>	<b>68.58</b>	<b>66.53</b>	<b>68.11</b>	<b>49.52</b>	<b>55.63</b>	<b>68.25</b>	<b>66.45</b>	<b>68.08</b>			<b>2053</b>	<b>2428</b>	<b>2632</b>
<b>Siemreap</b>															
Siem Reap Prov. Hosp._PH	3.61	3.86	4.94	5.69	5.44	3.61	3.86	4.94	5.69	5.44			711	1529	1681
Kralanh	87.4	48.14	57.09	70.81	52.25	47.64	48.14	44.81	48.33	46.41			1659	1617	1634
Siem Reap	90.47	16.8	16.72	16.33	13.56	17.82	16.76	16.71	16.32	13.56			1941	1936	1681
Sot Nikum	86.87	68.46	59.39	51.29	51.21	59.41	53.87	56.23	51.28	51.21			3572	4112	4123
Angkor Chhum	56.83	55.07	60.72	57.38	53.49	56.83	55.07	60.72	57.38	53.49			3862	3805	3617
<b>Provincial Total</b>	<b>79.02</b>	<b>44.71</b>	<b>45.18</b>	<b>43.6</b>	<b>39.61</b>	<b>42.82</b>	<b>40.87</b>	<b>42.7</b>	<b>41.08</b>	<b>38.97</b>			<b>11745</b>	<b>12999</b>	<b>12736</b>
<b>Sihanoukville</b>															
Preah Sihanouk Prov. Hosp._PH	19.37	19.51	17.06	16.67	17.44	19.37	19.51	17.06	16.67	17.44			0	0	0
Preah Sihanouk	54.55	52.03	48.7	47.92	44.71	38.72	38.44	36.95	37.1	35.07			1491	1558	1237
<b>Provincial Total</b>	<b>61.45</b>	<b>59.41</b>	<b>53.6</b>	<b>52.51</b>	<b>50.06</b>	<b>49.24</b>	<b>48.98</b>	<b>44.78</b>	<b>44.41</b>	<b>43.02</b>			<b>1491</b>	<b>1558</b>	<b>1237</b>
<b>Stung Treng</b>															
Stung Treng Prov. Hosp._PH	30.12	31.65	34.96	39.36	33.88	30.12	31.65	34.96	39.36	33.88			203	2	239
Steung Treng	18.44	24.34	33.92	38.48	43.3	17.95	24.11	32.89	38.48	43.3			857	1277	1554
<b>Provincial Total</b>	<b>48.25</b>	<b>55.57</b>	<b>68.29</b>	<b>77.15</b>	<b>77.15</b>	<b>47.76</b>	<b>55.35</b>	<b>67.28</b>	<b>77.15</b>	<b>77.15</b>			<b>1060</b>	<b>1279</b>	<b>1793</b>
<b>Svay Rieng</b>															
Svay Rieng Prov Hosp._PH	18.06	20.85	23.89	27.33	26.31	18.06	20.85	23.89	27.33	26.31			0	0	0
Chi Phu	66.03	79.04	87.87	90.48	87.73	64.13	78.9	87.87	90.21	87.65			530	614	720
Romeas Hek	69.08	58.14	59.75	60.82	64.25	68.88	57.77	58.05	60.26	63.03			1245	1437	1357
Svay Rieng	55.39	53.13	50.88	50.28	49.82	54.47	52.26	50.82	50.1	49.82			1711	2042	2118
Svay Teap	0	0	56.17	55.24	40.78	0	0	54.03	53.41	38.58			1238	1294	957
<b>Provincial Total</b>	<b>89.84</b>	<b>90.74</b>	<b>95.68</b>	<b>99.43</b>	<b>94.99</b>	<b>88.73</b>	<b>90.02</b>	<b>94.62</b>	<b>98.66</b>	<b>93.98</b>			<b>4724</b>	<b>5387</b>	<b>5152</b>

	PERCENT OF DELIVERY BY TRAINED HEALTH PERSONNEL					PERCENTAGE OF BIRTHS DELIVERED AT HEALTH FACILITIES					PERCENTAGE OF INFANTS WHO WERE BREASTFED WITHIN 1 HOUR OF BIRTH				
	2012	2013	2014	2015	2016	2012	2013	2014	2015	2016	2012	2013	2014	2015	2016
<b>Province District</b>															
<b>Takeo</b>															
Takeo Prov Hospital_PH	7.08	7.31	8.68	9.27	9.83	7.08	7.31	8.68	9.27	9.83			2	4	6
Ang Rokar	80.94	83.43	81.56	74	70.06	80.86	83.43	81.46	73.75	70.06			2179	2210	2691
Bati	56.13	54.39	50.44	51.46	43.73	46.01	48.38	46.97	49.46	43.14			1257	2006	1927
Daun Keo	61.8	64.62	68.58	59.96	63.96	56.96	62.29	66.79	57.76	61.57			1920	1551	2047
Kirivong	64.1	60.68	88.79	93.8	88.08	63.66	60.56	88.71	93.75	88.06			2611	3163	3018
Prey Kabass	55.42	58.83	54.51	58.03	56.68	54.04	58.57	51.76	58.01	56.29			536	751	1406
Koh Andeth	0	0	33.39	31.37	29.7	0	0	32	31.37	29.7			496	702	783
<b>Provincial Total</b>	<b>75.83</b>	<b>76.53</b>	<b>78.06</b>	<b>76.65</b>	<b>74.57</b>	<b>71.91</b>	<b>74.49</b>	<b>76.11</b>	<b>75.58</b>	<b>73.76</b>			<b>9001</b>	<b>10387</b>	<b>11878</b>
<b>Oddar Meanchey</b>															
Oddor Meanchey Prov Hosp_PH	8.66	9.99	11.13	14.34	12.2	8.66	9.99	11.13	14.34	12.2			0	0	0
Samraong	72.07	72.75	40.47	59.55	54.57	71.46	72.27	40.16	59.37	54.57			132	1381	1359
Anlong Veng	0	0	48.35	83.11	83.76	0	0	48.35	82.61	83.76			12	672	683
<b>Provincial Total</b>	<b>78.07</b>	<b>80.09</b>	<b>52.52</b>	<b>79.89</b>	<b>73.88</b>	<b>77.48</b>	<b>79.64</b>	<b>52.35</b>	<b>79.6</b>	<b>73.88</b>			<b>144</b>	<b>2053</b>	<b>2042</b>
<b>Kep</b>															
Kep Prov. Hosp._PH	19.23	25.93	32.53	26.18	17.76	19.23	25.93	32.53	26.18	17.76			247	297	205
Kep	24.93	36.25	23.42	20.27	24.32	18.67	33.56	23.42	18.36	21.58			1	17	29
<b>Provincial Total</b>	<b>41.68</b>	<b>58.51</b>	<b>52.96</b>	<b>43.29</b>	<b>37.68</b>	<b>36.05</b>	<b>56.09</b>	<b>52.96</b>	<b>41.69</b>	<b>35.44</b>			<b>248</b>	<b>314</b>	<b>234</b>
<b>Pailin</b>															
Pailin Prov. Hosp._PH	37.28	36.72	37.39	33.41	33.87	37.28	36.72	37.39	33.41	33.87			80	0	0
Pailin	50.32	36.53	43.19	43.24	44.41	49.42	36.22	41.8	42.52	44.35			272	561	775
<b>Provincial Total</b>	<b>74.72</b>	<b>63.17</b>	<b>67.12</b>	<b>61.78</b>	<b>60.31</b>	<b>74.06</b>	<b>62.94</b>	<b>66.16</b>	<b>61.31</b>	<b>60.28</b>			<b>352</b>	<b>561</b>	<b>775</b>
<b>Tbong Khmum</b>															
Tbong Khmum			46.82	47.45	44.73			44.1	46.32	44.59			733	1382	1671
Suong			38.85	36.86	31.07			21.09	14.12	17.67			135	298	327
Kroch Chhmar			31.65	38.67	34.88			30.41	37.93	33.97			318	500	396
Memut			65.61	74.23	85.45			57.31	62.72	74.96			842	708	1273
O Reang Ov			50.75	57.39	51.56			23.98	46.17	42.15			23	121	216
Ponhea Krek			60.57	51.15	54.42			54.65	45.08	49.28			41	334	982
Dambae			77.54	58.04	58.99			76.98	55.41	47.37			125	360	160
<b>Provincial Total</b>			<b>0</b>	<b>53.2</b>	<b>53.9</b>			<b>0</b>	<b>46.24</b>	<b>47.54</b>			<b>2217</b>	<b>3703</b>	<b>5025</b>
<b>Total</b>	<b>65.73</b>	<b>63.92</b>	<b>68.37</b>	<b>70.25</b>	<b>67.28</b>	<b>58.1</b>	<b>59.87</b>	<b>63.68</b>	<b>65.69</b>	<b>63.12</b>			<b>103678</b>	<b>137123</b>	<b>138822</b>
<b>National Hospital</b>															
Ang Duong	0	0	0	0	0	0	0	0	0	0			0	0	0
Angkor Pediatric Hospital	0	0				0	0	0	0	0					
Calmette	10009	8843	9994	11174	10851	10009	8843	9994	11174	10851			3411	10996	10770
CENAT	0	0	0	0	0	0	0	0	0	0			0	0	0
JaYa 7	0	10880	14238	19793	24493	0	10880	14238	19793	24493			0	0	0
Khmer-Soviet Friendship	1926	1913	1083	2117	2086	1926	1913	1083	2117	2086			782	1496	1335
Kossamak	397	370	345	83	0	397	370	345	83	0			0	0	0
Kantha Bopha	0	0	0	0	0	0	0	0	0	0			0	0	0
MCH	6959	6804	7711	7261	7634	6959	6804	7711	7261	7634			0	0	0
National Pediatric	0	0	0	0	0	0	0	0	0	0			0	0	0
<b>Provincial Total</b>	<b>19291</b>	<b>28810</b>	<b>33371</b>	<b>40428</b>	<b>45064</b>	<b>19291</b>	<b>28810</b>	<b>33371</b>	<b>40428</b>	<b>45064</b>			<b>4193</b>	<b>12492</b>	<b>12105</b>
<b>Total Country</b>	<b>70.84</b>	<b>71.44</b>	<b>76.95</b>	<b>80.53</b>	<b>78.55</b>	<b>63.21</b>	<b>67.4</b>	<b>72.27</b>	<b>75.94</b>	<b>74.38</b>			<b>107871</b>	<b>149615</b>	<b>150927</b>

	NUMBER OF WOMEN WHO RECEIVED POST NATAL CARE					NUMBER OF CAESAREAN DELIVERIES					NUMBER OF INDUCED ABORTIONS				
	2012	2013	2014	2015	2016	2012	2013	2014	2015	2016	2012	2013	2014	2015	2016
<b>Province District</b>															
<b>Banteay Meanchey</b>															
Cambodia-Japan Friendship PH_PH	2240	2067	1316	1660	2432	174	235	217	132	128	0	0	0	0	0
Mongkol Borei	9248	6185	6512	5659	5195	0	0	0	0	0	33	14	60	163	102
Poipet	4080	4779	6045	6636	7008	50	38	32	139	222	2	9	161	225	181
Preah Net Preah	4170	3811	3635	4023	3513	0	0	0	0	0	29	42	61	74	70
Thma Puok	4984	4757	4261	4841	4975	0	0	11	8	8	1	2	6	22	12
<b>Provincial Total</b>	<b>24722</b>	<b>21599</b>	<b>21769</b>	<b>22819</b>	<b>23123</b>	<b>224</b>	<b>273</b>	<b>260</b>	<b>279</b>	<b>358</b>	<b>65</b>	<b>67</b>	<b>288</b>	<b>484</b>	<b>365</b>
<b>Battambang</b>															
Battambang Provincial Hosp._PH	6113	6338	6829	7092	7002	536	580	748	695	630	50	70	59	63	46
Thmar Koul	5568	5267	7035	7874	7866	0	0	0	0	0	169	153	142	55	64
Maung Russei	6426	6647	7679	7686	9787	75	124	154	243	280	8	2	1	4	7
Sampov Luon	4422	4811	5756	6962	7781	34	36	32	61	124	67	61	42	62	51
Battambang	13297	12042	9705	10660	11314	0	0	0	0	0	232	168	87	36	43
Sangkae	6271	6932	7818	7696	7920	0	0	0	0	0	83	29	20	11	13
<b>Provincial Total</b>	<b>42097</b>	<b>42037</b>	<b>44822</b>	<b>47970</b>	<b>51670</b>	<b>645</b>	<b>740</b>	<b>934</b>	<b>999</b>	<b>1034</b>	<b>609</b>	<b>483</b>	<b>351</b>	<b>231</b>	<b>224</b>
<b>Kampong Cham</b>															
Kampong Cham Prov. Hosp._PH	0	0	0	0	0	862	1004	1125	1182	1276	44	35	25	15	52
Chamkar Leu	4173	3953	3105	5105	4802	0	0	0	0	0	0	0	45	66	74
Choeung Prey	3645	3448	3008	3741	3820	0	0	0	0	0	37	42	19	13	22
Kampong Cham - Kg. Siem	8214	5851	1942	1884	1912	0	0	0	0	0	0	0	4	6	3
Prey Chhor	5648	6249	4254	3725	3328	0	0	0	0	0	31	6	9	6	9
Srey Santhor	3569	3979	2686	2891	3200	39	74	90	119	151	0	2	19	13	21
Stueng Trang	2927	3253	3308	2954	3101	0	0	1	0	0	0	4	32	47	40
Batheay	3362	3259	2347	3917	3774	0	0	0	0	0	157	78	41	68	143
Koh Sotin	0	0	1886	1125	1292	0	0	0	0	0	0	0	7	16	16
Kang Meas	0	0	2979	2731	2678	0	0	0	0	0	0	0	12	3	29
<b>Provincial Total</b>	<b>31538</b>	<b>29992</b>	<b>25515</b>	<b>28073</b>	<b>27907</b>	<b>901</b>	<b>1078</b>	<b>1216</b>	<b>1301</b>	<b>1427</b>	<b>269</b>	<b>167</b>	<b>213</b>	<b>253</b>	<b>409</b>
<b>Kampong Chhnang</b>															
Kampong Chhnang_ Prov Hosp_PH	4015	4397	4097	4445	4787	350	358	382	497	457	1	0	0	14	4
Kampong Chhnang	6539	6501	6579	6698	6360	0	0	0	0	0	45	17	5	16	12
Boribo	10549	10213	10466	11193	10233	0	0	0	0	0	36	23	28	12	5
Phnom Srouch	5420	5346	5282	5238	4667	0	0	0	0	0	10	8	30	9	6
<b>Provincial Total</b>	<b>26523</b>	<b>26457</b>	<b>26424</b>	<b>27574</b>	<b>26047</b>	<b>350</b>	<b>358</b>	<b>382</b>	<b>497</b>	<b>457</b>	<b>92</b>	<b>48</b>	<b>63</b>	<b>51</b>	<b>27</b>
<b>Kampong Speu</b>															
Kampong Speu Prov. Hosp._PH	3433	3455	4398	4503	4138	168	177	217	247	254	0	13	7	27	4
Kampong Speu	8220	7574	5571	5919	6254	0	0	0	0	0	68	21	116	235	166
Kong Pisey	9705	9396	9194	9383	8129	0	0	0	0	0	124	36	263	424	506
Ou Dongk	3695	3573	3502	3671	3388	0	0	0	7	1	0	6	15	142	212
Phnom Srouch	0	0	845	2863	4055	0	0	0	0	0	0	0	2	102	71
<b>Provincial Total</b>	<b>25053</b>	<b>23998</b>	<b>23510</b>	<b>26339</b>	<b>25964</b>	<b>168</b>	<b>177</b>	<b>217</b>	<b>254</b>	<b>255</b>	<b>192</b>	<b>76</b>	<b>403</b>	<b>930</b>	<b>959</b>
<b>Kampong Thom</b>															
Kampong Thom Prov. Hosp._PH	2254	2641	2805	3170	2938	264	180	129	118	157	25	26	16	22	23
Baray and Santuk	7920	8331	9108	10480	9843	13	32	81	164	123	183	293	182	113	155
Kampong Thom	5458	6399	7156	8367	8473	0	0	0	0	0	15	49	30	27	44
Stong	4224	4850	3880	4460	4152	34	33	49	36	47	164	47	25	32	64
<b>Provincial Total</b>	<b>19856</b>	<b>22221</b>	<b>22949</b>	<b>26477</b>	<b>25406</b>	<b>311</b>	<b>245</b>	<b>259</b>	<b>318</b>	<b>327</b>	<b>387</b>	<b>415</b>	<b>253</b>	<b>194</b>	<b>286</b>

	NUMBER OF WOMEN WHO RECEIVED POST NATAL CARE					NUMBER OF CAESAREAN DELIVERIES					NUMBER OF INDUCED ABORTIONS				
	2012	2013	2014	2015	2016	2012	2013	2014	2015	2016	2012	2013	2014	2015	2016
<b>Province District</b>															
<b>Kampot</b>															
Kampot Prov. Hosp._PH	0	0	658	2396	3037	386	476	530	612	424	609	618	806	574	435
Angkor Chey	4398	4659	4469	4738	4433	0	11	8	1	0	551	762	1045	1356	1188
Chhouk	10511	8279	8203	8171	8064	0	0	0	0	33	142	350	212	192	338
Kampong Trach	3059	3220	3344	3248	3256	0	0	0	0	0	304	274	423	464	364
Kampot	2840	4269	3233	2911	2932	0	0	0	0	0	98	56	225	396	342
<b>Provincial Total</b>	<b>20808</b>	<b>20427</b>	<b>19907</b>	<b>21464</b>	<b>21722</b>	<b>386</b>	<b>487</b>	<b>538</b>	<b>613</b>	<b>457</b>	<b>1704</b>	<b>2060</b>	<b>2711</b>	<b>2982</b>	<b>2667</b>
<b>Kandal</b>															
Cheychnash Hosp._PH	0	0	0	0	0	331	486	790	1092	1173	0	0	0	0	0
Ang Snuol	2588	3053	3549	4134	4675	0	0	0	0	0	11	134	157	389	345
Kean Svay	7143	6372	4471	5456	5635	0	0	0	0	0	84	88	137	89	110
Koh Thom	4262	3660	3049	2714	2602	50	67	65	85	95	16	37	7	5	3
Ksach Kandal	4613	5035	5508	4824	4767	0	0	0	0	0	2	27	51	62	27
Muk Kam Poul	2880	3343	3855	3376	4316	0	0	0	0	0	161	79	137	139	154
Ponhea Leu	1859	2332	2309	2627	2807	0	0	0	0	0	0	0	0	1	6
Saang	3569	4132	3592	5701	4759	0	0	0	0	0	18	49	5	35	66
Takhmao	6015	4966	3146	3206	3313	0	0	0	0	0	0	34	25	24	47
Lvea Em	3313	3004	3483	3596	3430	0	0	0	0	0	10	9	25	23	29
Leuk Deak	0	0	3121	3108	3446	0	0	0	0	0	0	0	22	29	17
<b>Provincial Total</b>	<b>36242</b>	<b>35897</b>	<b>36083</b>	<b>38742</b>	<b>39750</b>	<b>381</b>	<b>553</b>	<b>855</b>	<b>1177</b>	<b>1268</b>	<b>302</b>	<b>457</b>	<b>566</b>	<b>796</b>	<b>804</b>
<b>Koh Kong</b>															
Koh Kong Prov. Hosp._PH	1851	1934	1246	1200	1570	23	18	22	30	46	1	18	0	7	1
Smach Mean Chey	1201	1052	983	955	717	0	0	0	0	0	13	4	4	3	3
Srae Ambel	1974	2130	2008	2396	2212	0	0	0	0	0	86	24	61	7	22
<b>Provincial Total</b>	<b>5026</b>	<b>5116</b>	<b>4237</b>	<b>4551</b>	<b>4499</b>	<b>23</b>	<b>18</b>	<b>22</b>	<b>30</b>	<b>46</b>	<b>100</b>	<b>46</b>	<b>65</b>	<b>17</b>	<b>26</b>
<b>Kratie</b>															
Kratie Prov. Hosp._PH	0	1328	2783	4985	3722	173	260	253	292	300	25	35	40	41	42
Chhlong	1920	2379	3315	4081	4816	5	7	23	29	37	45	16	49	54	52
Kratie	3792	5075	5837	5964	5941	0	0	0	0	0	34	14	39	32	20
<b>Provincial Total</b>	<b>5712</b>	<b>8782</b>	<b>11935</b>	<b>15030</b>	<b>14479</b>	<b>178</b>	<b>267</b>	<b>276</b>	<b>321</b>	<b>337</b>	<b>104</b>	<b>65</b>	<b>128</b>	<b>127</b>	<b>114</b>
<b>Mondul Kiri</b>															
Mondul Kiri Prov Hosp._PH	0	0	0	901	588	19	9	21	52	36	7	10	7	449	0
Sen Monorom	1765	2336	2324	2721	3145	0	0	0	0	0	25	46	40	29	53
<b>Provincial Total</b>	<b>1765</b>	<b>2336</b>	<b>2324</b>	<b>3622</b>	<b>3733</b>	<b>19</b>	<b>9</b>	<b>21</b>	<b>52</b>	<b>36</b>	<b>32</b>	<b>56</b>	<b>47</b>	<b>478</b>	<b>53</b>
<b>Phnom Penh</b>															
Municipal Hospital_PH	0	0	0	0	0	368	413	376	615	452	127	0	195	405	408
Mekong	4008	4083	2320	3013	4643	0	0	0	0	0	31	39	9	48	32
Chaktomouk	2799	2766	3416	2500	561	0	0	0	0	0	131	47	12	0	72
Por Senchey	2844	3767	2554	3421	2620	0	0	0	0	0	21	10	7	24	27
Bassak	8204	8029	6242	5806	6345	0	0	0	0	1	181	176	87	118	61
Sen Sok	4267	5741	4241	4876	4958	0	22	0	0	0	15	40	0	1	1
Dang Koa	0	0	1484	1610	1902	0	0	0	0	0	0	0	0	0	0
Preaek Phnov	0	0	1757	1449	1578	0	0	0	1	0	0	0	26	0	1
<b>Provincial Total</b>	<b>22122</b>	<b>24386</b>	<b>22014</b>	<b>22675</b>	<b>22607</b>	<b>368</b>	<b>435</b>	<b>376</b>	<b>616</b>	<b>453</b>	<b>506</b>	<b>312</b>	<b>336</b>	<b>596</b>	<b>602</b>
<b>Preah Vihear</b>															
P Vihear 16 Makara Prov Hos_PH	722	1517	776	1993	2010	82	124	151	126	117	38	5	52	19	0
Tbeng Meanchey	4247	4796	5420	6013	5993	0	0	0	0	0	15	10	107	132	156
<b>Provincial Total</b>	<b>4969</b>	<b>6313</b>	<b>6196</b>	<b>8006</b>	<b>8003</b>	<b>82</b>	<b>124</b>	<b>151</b>	<b>126</b>	<b>117</b>	<b>53</b>	<b>15</b>	<b>159</b>	<b>151</b>	<b>156</b>

	NUMBER OF WOMEN WHO RECEIVED POST NATAL CARE					NUMBER OF CAESAREAN DELIVERIES					NUMBER OF INDUCED ABORTIONS				
	2012	2013	2014	2015	2016	2012	2013	2014	2015	2016	2012	2013	2014	2015	2016
<b>Province District</b>															
<b>Prey Veng</b>															
Prey Veng Prov. Hosp._PH	1206	1112	1182	2228	2700	92	80	93	183	177	20	0	13	49	85
Kamchay Mear	2234	2844	2415	2650	2153	0	0	0	0	0	42	132	120	337	230
Kampong Trabek	2618	2982	3715	4654	4063	26	21	19	32	21	3	0	4	23	53
Mesang	2716	2827	2817	2801	2073	0	0	0	0	0	30	13	54	127	115
Peam Ror	4651	5563	2762	3418	3359	2	24	10	38	46	89	90	76	131	205
Pearaing	8555	8189	5304	6347	4790	119	189	155	183	232	78	91	58	68	24
Preah Sdach	4865	5300	5058	5307	3485	0	0	0	0	0	0	0	1	0	0
Svay Antor	3872	3507	2566	3841	2198	0	0	0	0	0	48	48	70	176	278
Sithor Kandal	0	0	3092	3460	3241	0	0	0	0	0	0	0	54	129	133
Krong Prey Veng	0	0	727	1385	1114	0	0	0	0	0	0	0	0	4	3
OD Baphnom	0	0	3098	2860	3181	0	0	0	0	0	0	0	153	349	500
Peam Chor	0	0	2004	1859	1548	0	0	0	0	0	0	0	0	0	0
Kanhchriech	0	0	2095	2427	1892	0	0	0	0	0	0	0	95	228	190
<b>Provincial Total</b>	<b>30717</b>	<b>32324</b>	<b>36835</b>	<b>43237</b>	<b>35797</b>	<b>239</b>	<b>314</b>	<b>277</b>	<b>436</b>	<b>476</b>	<b>310</b>	<b>374</b>	<b>698</b>	<b>1621</b>	<b>1816</b>
<b>Pursat</b>															
Pursat Prov. Hosp._PH	4232	2015	1421	1696	1736	273	219	330	329	336	0	5	0	0	0
Bakan	5426	5120	6070	6437	6278	0	0	0	0	0	50	33	31	37	35
Sampov Meas	9812	9436	3320	3763	3958	0	0	0	0	0	143	98	30	29	44
Kravanh	0	0	3538	4278	4530	0	0	0	2	0	0	0	42	15	45
Krakor	0	0	3187	3536	3695	0	0	0	0	0	0	0	9	20	16
<b>Provincial Total</b>	<b>19470</b>	<b>16571</b>	<b>17536</b>	<b>19710</b>	<b>20197</b>	<b>273</b>	<b>219</b>	<b>330</b>	<b>331</b>	<b>336</b>	<b>193</b>	<b>136</b>	<b>112</b>	<b>101</b>	<b>140</b>
<b>Ratanakiri</b>															
Ratanakiri Prov. Hos._PH	0	0	1133	1852	2542	64	95	85	92	105	12	0	0	0	0
Banlong	6872	6868	4293	4104	4406	0	0	0	0	0	0	0	1	0	6
Borkeo	0	0	3677	3470	3291	0	0	0	0	0	0	0	0	33	0
<b>Provincial Total</b>	<b>6872</b>	<b>6868</b>	<b>9103</b>	<b>9426</b>	<b>10239</b>	<b>64</b>	<b>95</b>	<b>85</b>	<b>92</b>	<b>105</b>	<b>12</b>	<b>0</b>	<b>1</b>	<b>33</b>	<b>6</b>
<b>Siemreap</b>															
Siem Reap Prov. Hosp._PH	1554	1952	2762	2966	3763	141	235	280	286	295	69	6	33	109	257
Kralanh	5208	5274	5382	5651	5222	0	1	0	2	1	2	0	50	46	98
Siem Reap	11159	10681	10784	9449	8468	0	0	0	0	0	13	11	7	4	0
Sot Nikum	8579	8165	11787	12851	13180	7	1	2	2	0	16	29	74	81	81
Angkor Chhum	11113	10158	9845	11226	11302	0	0	0	0	0	2	13	80	207	140
<b>Provincial Total</b>	<b>37613</b>	<b>36230</b>	<b>40560</b>	<b>42143</b>	<b>41935</b>	<b>148</b>	<b>237</b>	<b>282</b>	<b>290</b>	<b>296</b>	<b>102</b>	<b>59</b>	<b>244</b>	<b>447</b>	<b>576</b>
<b>Sihanoukville</b>															
Preah Sihanouk Prov. Hosp._PH	0	0	0	0	1120	190	242	252	257	354	5	44	63	46	43
Preah Sihanouk	5838	5381	4944	5575	5121	0	0	0	0	0	256	39	24	23	19
<b>Provincial Total</b>	<b>5838</b>	<b>5381</b>	<b>4944</b>	<b>5575</b>	<b>6241</b>	<b>190</b>	<b>242</b>	<b>252</b>	<b>257</b>	<b>354</b>	<b>261</b>	<b>83</b>	<b>87</b>	<b>69</b>	<b>62</b>
<b>Stung Treng</b>															
Stung Treng Prov. Hosp._PH	3207	4041	4392	4852	4318	78	85	97	99	106	6	1	12	0	2
Steung Treng	2924	2844	3561	4536	5250	0	0	0	0	0	84	81	110	76	65
<b>Provincial Total</b>	<b>6131</b>	<b>6885</b>	<b>7953</b>	<b>9388</b>	<b>9568</b>	<b>78</b>	<b>85</b>	<b>97</b>	<b>99</b>	<b>106</b>	<b>90</b>	<b>82</b>	<b>122</b>	<b>76</b>	<b>67</b>
<b>Svay Rieng</b>															
Svay Rieng Prov. Hosp._PH	1497	2548	686	0	88	324	320	358	368	460	50	8	25	10	0
Chi Phu	2103	2152	2053	2162	1938	0	0	0	0	0	108	155	161	273	250
Romeas Hek	6563	5676	6559	6636	6293	0	0	0	0	0	160	120	82	219	225
Svay Rieng	5496	5140	3359	4153	3511	0	0	0	0	0	104	77	103	310	312
Svay Teap	0	0	2392	2481	2259	0	0	0	0	0	0	0	3	82	173
<b>Provincial Total</b>	<b>15659</b>	<b>15516</b>	<b>15049</b>	<b>15432</b>	<b>14089</b>	<b>324</b>	<b>320</b>	<b>358</b>	<b>368</b>	<b>460</b>	<b>422</b>	<b>360</b>	<b>374</b>	<b>894</b>	<b>960</b>

	NUMBER OF WOMEN WHO RECEIVED POST NATAL CARE					NUMBER OF CAESAREAN DELIVERIES					NUMBER OF INDUCED ABORTIONS				
	2012	2013	2014	2015	2016	2012	2013	2014	2015	2016	2012	2013	2014	2015	2016
<b>Province District</b>															
<b>Takeo</b>															
Takeo Prov Hospital_PH	2241	2168	0	0	0	283	277	285	281	286	52	26	236	183	134
Ang Rokar	6918	7635	7299	6445	6940	0	0	0	0	0	182	191	173	155	128
Bati	4063	3682	3944	4340	4044	0	0	0	0	0	47	159	261	324	304
Daun Keo	7167	7222	7459	7154	7313	0	0	0	0	0	23	89	130	106	110
Kirivong	9377	8696	6460	7134	6583	184	212	207	149	180	116	226	206	266	243
Prey Kabass	3262	3385	2635	3064	4315	0	6	0	0	0	29	45	19	123	166
Koh Andeth	0	0	2120	1700	1547	0	0	0	0	0	0	0	71	85	61
<b>Provincial Total</b>	<b>33028</b>	<b>32788</b>	<b>29917</b>	<b>29837</b>	<b>30742</b>	<b>467</b>	<b>495</b>	<b>492</b>	<b>430</b>	<b>466</b>	<b>449</b>	<b>736</b>	<b>1096</b>	<b>1242</b>	<b>1146</b>
<b>Oddar Meanchey</b>															
Oddor Meanchey Prov Hosp_PH	391	707	905	1240	1554	40	47	60	68	92	33	44	51	67	50
Samraong	8153	9809	3213	4884	4841	0	0	0	0	0	169	132	113	108	139
Anlong Veng	0	0	2540	4149	4458	0	0	0	0	0	0	0	38	218	218
<b>Provincial Total</b>	<b>8544</b>	<b>10516</b>	<b>6658</b>	<b>10273</b>	<b>10853</b>	<b>40</b>	<b>47</b>	<b>60</b>	<b>68</b>	<b>92</b>	<b>202</b>	<b>176</b>	<b>202</b>	<b>393</b>	<b>407</b>
<b>Kep</b>															
Kep Prov. Hosp._PH	96	0	645	658	471	0	0	0	0	0	9	12	19	19	14
Kep	261	414	293	358	457	0	0	0	0	0	0	0	1	46	29
<b>Provincial Total</b>	<b>357</b>	<b>414</b>	<b>938</b>	<b>1016</b>	<b>928</b>	<b>0</b>	<b>0</b>	<b>0</b>	<b>0</b>	<b>0</b>	<b>9</b>	<b>12</b>	<b>20</b>	<b>65</b>	<b>43</b>
<b>Pailin</b>															
Pailin Prov. Hosp._PH	0	1046	1908	1227	1072	72	55	58	46	67	20	25	14	0	1
Pailin	1756	1312	1274	1277	1325	0	0	0	0	0	15	3	12	14	1
<b>Provincial Total</b>	<b>1756</b>	<b>2358</b>	<b>3182</b>	<b>2504</b>	<b>2397</b>	<b>72</b>	<b>55</b>	<b>58</b>	<b>46</b>	<b>67</b>	<b>35</b>	<b>28</b>	<b>26</b>	<b>14</b>	<b>2</b>
<b>Tbong Khmum</b>															
Tbong Khmum			4272	4971	4999			2	7	14			23	19	9
Suong			1254	1273	1374			0	0	0			0	0	1
Kroch Chhmar			2188	2137	2063			0	0	0			17	3	9
Memut			3717	5356	6022			85	109	188			2	10	5
O Reang Ov			2345	1900	1901			0	0	0			2	0	0
Ponhea Krek			2049	2941	3970			0	0	2			15	1	18
Dambae			1758	2461	2315			0	0	0			0	0	0
<b>Provincial Total</b>			<b>17583</b>	<b>21039</b>	<b>22644</b>			<b>87</b>	<b>116</b>	<b>204</b>			<b>59</b>	<b>33</b>	<b>42</b>
<b>Total</b>	<b>432418</b>	<b>435412</b>	<b>457943</b>	<b>502922</b>	<b>500540</b>	<b>5931</b>	<b>6873</b>	<b>7885</b>	<b>9116</b>	<b>9534</b>	<b>6500</b>	<b>6313</b>	<b>8624</b>	<b>12278</b>	<b>11959</b>
<b>National Hospital</b>															
Ang Duong	0	0	0	0	0	0	0	0	0	0	0	0	0	0	0
Angkor Pediatric Hospital	0	0				0	0			0	0	0	0	0	0
Calmette	787	738	6459	946	1076	2735	2619	3029	2867	2841	4	13	32	37	52
CENAT	0	0	0	0	0	0	0	0	0	0	0	0	0	0	0
JaYa 7	0	0	0	0	0	0	898	1200	1563	2209	0	0	0	0	0
Khmer-Soviet Friendship	0	0	290	2876	4050	257	354	227	491	491	0	1	0	0	5
Kossamak	47	30	23	0	0	127	135	100	27	0	27	36	33	0	0
Kantha Bopha	0	0	0	0	0	0	0	0	0	0	0	0	0	0	0
MCH	8698	8893	10042	9597	10096	1513	1638	1808	1684	1851	65	105	118	145	234
National Pediatric	0	0	0	0	0	0	0	0	0	0	0	0	0	0	0
<b>Provincial Total</b>	<b>9532</b>	<b>9661</b>	<b>16814</b>	<b>13419</b>	<b>15222</b>	<b>4632</b>	<b>5644</b>	<b>6364</b>	<b>6632</b>	<b>7392</b>	<b>96</b>	<b>155</b>	<b>183</b>	<b>182</b>	<b>291</b>
<b>Total Country</b>	<b>441950</b>	<b>445073</b>	<b>474757</b>	<b>516341</b>	<b>515762</b>	<b>10563</b>	<b>12517</b>	<b>14249</b>	<b>15748</b>	<b>16926</b>	<b>6596</b>	<b>6468</b>	<b>8807</b>	<b>12460</b>	<b>12250</b>

	BIRTH SPACING CONTRACEPTIVES/MATERIAL CONSUMPTION														
	MWRA					PILL					INJECTION				
	2012	2013	2014	2015	2016	2012	2013	2014	2015	2016	2012	2013	2014	2015	2016
<b>Province District</b>															
<b>Banteay Meanchey</b>															
Cambodia-Japan Friendship PH_PH	106507	108647	110797	112949	115106	17	0	0	0	0	7	0	0	0	0
Mongkol Borei	33514	32947	33380	34026	34656	55213	56162	6139	6138	5826	12220	11406	4019	3398	3678
Poipet	27630	27286	27835	28377	28898	34853	29853	4492	5453	5615	10073	8049	3452	3234	3571
Preah Net Preah	20519	20681	21096	21505	21914	58988	58705	6479	6077	6495	7959	7775	2769	2862	2574
Thma Puok	17441	18706	18751	18723	19078	52319	48485	5788	6281	6413	6612	6403	2788	2853	3175
<b>Provincial Total</b>	<b>106507</b>	<b>108647</b>	<b>110797</b>	<b>112949</b>	<b>115106</b>	<b>201390</b>	<b>193205</b>	<b>22898</b>	<b>23949</b>	<b>24349</b>	<b>36871</b>	<b>33633</b>	<b>13028</b>	<b>12347</b>	<b>12998</b>
<b>Battambang</b>															
Battambang Provincial Hosp._PH	160783	163905	167043	170185	173334	35	6	0	0	2	1	0	0	0	2
Thmar Koul	30287	31275	31870	32470	32363	50208	50385	5507	5366	5333	7257	6074	2117	1824	1905
Maung Russei	27719	27941	28777	29010	28389	47183	46992	4985	4874	4835	6633	6428	2170	2097	2360
Sampov Luon	20212	21800	20983	22634	22747	37466	43546	4409	4715	4670	3006	3104	962	942	1152
Battambang	49615	52091	53088	54088	52141	47591	47275	5883	5842	4908	9480	8452	3359	3079	2370
Sangkae	27365	28422	28074	29511	28638	41790	47087	5743	5222	5314	7830	7809	3323	3048	3039
<b>Provincial Total</b>	<b>160783</b>	<b>163905</b>	<b>167043</b>	<b>170185</b>	<b>173334</b>	<b>224273</b>	<b>235291</b>	<b>26527</b>	<b>26019</b>	<b>25062</b>	<b>34207</b>	<b>31867</b>	<b>11931</b>	<b>10990</b>	<b>10828</b>
<b>Kampong Cham</b>															
Kampong Cham Prov. Hosp._PH	244326	244241	244059	134374	134193	0	0	0	0	0	0	0	0	0	0
Chamkar Leu	16735	16732	17373	16410	16458	23726	26237	3420	3488	3372	5824	5956	2519	2540	2252
Choeung Prey	12757	12760	12740	12716	12692	11941	12539	2474	2843	3184	5555	5044	2178	2109	1919
Kampong Cham - Kg. Siem	33171	33114	22786	22573	23642	16618	18088	1976	2320	2143	6482	6399	1580	1353	1554
Prey Chhor	26542	26548	20573	20577	20550	35816	34546	3202	3076	3058	5303	5572	1674	1761	1775
Srey Santhor	25221	23224	15518	15378	15359	31375	34717	1927	1958	2006	6397	5587	1155	892	765
Stueng Trang	16034	16077	16009	15975	18174	14825	15102	1928	1906	1484	2775	2645	1522	1286	1277
Batheay	15457	15464	15437	15409	15390	17486	19761	2801	4117	4086	5536	5811	2675	2455	2543
Koh Sotin			10336	10385	10371	0	0	1344	1229	735	0	0	610	523	439
Kang Meas			14472	14786	14766	0	0	2259	2243	2066	0	0	1542	1631	1674
<b>Provincial Total</b>	<b>244326</b>	<b>244241</b>	<b>244059</b>	<b>134374</b>	<b>134193</b>	<b>151787</b>	<b>160990</b>	<b>21331</b>	<b>23180</b>	<b>22134</b>	<b>37872</b>	<b>37014</b>	<b>15455</b>	<b>14550</b>	<b>14198</b>
<b>Kampong Chhnang</b>															
Kampong Chhnang_ Prov Hosp_PH	72857	73919	74962	75982	76988	0	0	0	0	0	0	0	0	0	0
Kampong Chhnang	32615	33092	33352	33736	34394	23348	24116	3376	3228	2732	8125	7640	2630	2454	2531
Boribo	24201	24580	24722	24706	25507	18321	18005	2041	2137	1967	8061	7585	2744	2284	2098
Phnom Srouch	14859	15263	15794	15977	15352	14101	12766	1498	1294	1599	3602	3123	836	934	708
<b>Provincial Total</b>	<b>72857</b>	<b>73919</b>	<b>74962</b>	<b>75982</b>	<b>76988</b>	<b>55770</b>	<b>54887</b>	<b>6915</b>	<b>6659</b>	<b>6298</b>	<b>19788</b>	<b>18348</b>	<b>6210</b>	<b>5672</b>	<b>5337</b>
<b>Kampong Speu</b>															
Kampong Speu Prov. Hosp._PH	108598	109667	110700	111696	112671	0	0	0	0	43	0	0	0	0	9
Kampong Speu	55261	55799	41645	42022	42387	141248	138835	10965	11235	13518	16117	16020	2587	3076	2767
Kong Pisey	37696	38067	38411	38780	39087	103280	108572	15681	13171	12184	9444	9322	2644	2600	2395
Ou Dongk	17613	17783	17941	18086	18226	28605	26770	3613	3828	4818	4199	3338	1085	876	1005
Phnom Srouch			8677	15645	15817	0	0	1700	3618	7603	0	0	527	1608	1997
<b>Provincial Total</b>	<b>108598</b>	<b>109667</b>	<b>110700</b>	<b>111696</b>	<b>112671</b>	<b>273133</b>	<b>274177</b>	<b>31959</b>	<b>31852</b>	<b>38166</b>	<b>29760</b>	<b>28680</b>	<b>6843</b>	<b>8160</b>	<b>8173</b>
<b>Kampong Thom</b>															
Kampong Thom Prov. Hosp._PH	94254	94828	95365	95871	96363	0	0	0	0	0	0	0	0	0	0
Baray and Santuk	34323	34815	34402	34791	34813	47178	51053	7711	7517	7832	10954	11060	4429	4044	4231
Kampong Thom	38660	38936	38395	38550	41383	30572	28241	3965	4412	3829	10296	10066	3895	4184	3570
Stong	19669	19790	19910	20066	20148	49860	52260	7436	5270	5274	7167	6215	1796	1823	1662
<b>Provincial Total</b>	<b>94254</b>	<b>94828</b>	<b>95365</b>	<b>95871</b>	<b>96363</b>	<b>127610</b>	<b>131554</b>	<b>19112</b>	<b>17199</b>	<b>16935</b>	<b>28417</b>	<b>27341</b>	<b>10120</b>	<b>10051</b>	<b>9463</b>

	BIRTH SPACING CONTRACEPTIVES/MATERIAL CONSUMPTION														
	MWRA					PILL					INJECTION				
	2012	2013	2014	2015	2016	2012	2013	2014	2015	2016	2012	2013	2014	2015	2016
<b>Province District</b>															
<b>Kampot</b>															
Kampot Prov. Hosp._PH	86232	86639	87086	87574	88114	121	135	0	29	0	58	73	0	42	0
Angkor Chey	16735	16968	17056	17056	17255	72820	73572	12213	12582	12830	5651	5832	2576	2705	3345
Chhouk	25673	25779	25915	25926	26226	45613	43868	7000	5540	5785	11903	11658	4919	4423	3917
Kampong Trach	23167	23739	23863	23863	24140	19160	19431	2856	2469	2634	6908	6812	1920	1960	2514
Kampot	19874	20151	20256	20256	20491	18572	17099	2662	2580	2535	8010	8475	2569	2545	2362
<b>Provincial Total</b>	<b>86232</b>	<b>86639</b>	<b>87086</b>	<b>87574</b>	<b>88114</b>	<b>156286</b>	<b>154105</b>	<b>24731</b>	<b>23200</b>	<b>23784</b>	<b>32530</b>	<b>32850</b>	<b>11984</b>	<b>11675</b>	<b>12138</b>
<b>Kandal</b>															
Cheychnash Hosp._PH	193662	196416	199211	202034	204878	0	12	5	0	0	0	4	0	1	1
Ang Snuol	10774	10904	11055	11205	11953	11456	14588	3257	1985	2106	4111	4639	2348	1665	1628
Kean Svay	21192	21944	13403	16353	16655	37823	39268	1147	1274	1307	20244	17622	2647	3459	3462
Koh Thom	23520	23852	24193	24537	24883	55338	56387	5070	5228	4981	9878	9367	3090	2953	2605
Ksach Kandal	18645	18910	19270	19532	19809	35120	37746	3349	3906	3939	9063	9235	3008	3093	3383
Muk Kam Poul	10148	10291	10413	9808	9948	13423	13380	1266	1101	1193	5853	6840	1521	1425	1258
Ponhea Leu	11205	12515	13992	13608	13812	10050	9539	1068	1016	1252	4689	4520	1389	1225	1445
Saang	24327	24672	25017	24225	24567	23112	21745	3871	3810	4232	10880	11395	3636	4328	3702
Takhmao	30050	30476	28533	28921	29295	27811	32227	958	2702	2575	9746	9904	1063	2608	2063
Lvea Em	10808	11067	11115	23209	13925	9847	7752	1055	683	619	7985	5732	1669	1753	1477
Leuk Deak			8390	8505	8527	0	0	1811	1911	2759	0	0	1959	2107	2891
<b>Provincial Total</b>	<b>193662</b>	<b>196416</b>	<b>199211</b>	<b>202034</b>	<b>204878</b>	<b>223980</b>	<b>232644</b>	<b>22857</b>	<b>23616</b>	<b>24963</b>	<b>82449</b>	<b>79258</b>	<b>22330</b>	<b>24617</b>	<b>23915</b>
<b>Koh Kong</b>															
Koh Kong Prov. Hosp._PH	19184	19756	20339	20932	21538	0	0	0	0	0	0	0	0	0	0
Smach Mean Chey	8098	8109	8118	8355	8598	10858	11556	1645	1723	1870	2450	2570	1052	1035	1072
Srae Ambel	8429	8438	8925	9167	9646	8819	13699	2694	2620	2710	1682	1536	709	664	806
<b>Provincial Total</b>	<b>19184</b>	<b>19756</b>	<b>20339</b>	<b>20932</b>	<b>21538</b>	<b>19677</b>	<b>25255</b>	<b>4339</b>	<b>4343</b>	<b>4580</b>	<b>4132</b>	<b>4106</b>	<b>1761</b>	<b>1699</b>	<b>1878</b>
<b>Kratie</b>															
Kratie Prov. Hosp._PH	50015	50943	51863	52772	53673	0	0	0	0	0	0	0	0	0	0
Chhlong	14140	13976	17691	18002	18007	19836	18135	3747	4503	4502	1649	1648	1202	1242	1227
Kratie	32706	32822	32082	33084	33660	43616	42834	4418	4713	4827	4487	4438	1587	1505	1394
<b>Provincial Total</b>	<b>50015</b>	<b>50943</b>	<b>51863</b>	<b>52772</b>	<b>53673</b>	<b>63452</b>	<b>60969</b>	<b>8165</b>	<b>9216</b>	<b>9329</b>	<b>6136</b>	<b>6086</b>	<b>2789</b>	<b>2747</b>	<b>2621</b>
<b>Mondul Kiri</b>															
Mondul Kiri Prov Hosp._PH	10231	10586	10945	11308	11677	0	0	0	0	0	0	0	0	0	0
Sen Monorom	9033	9348	9647	9991	10318	12055	11427	2138	2178	2369	3712	4155	1836	1743	1958
<b>Provincial Total</b>	<b>10231</b>	<b>10586</b>	<b>10945</b>	<b>11308</b>	<b>11677</b>	<b>12055</b>	<b>11427</b>	<b>2138</b>	<b>2178</b>	<b>2369</b>	<b>3712</b>	<b>4155</b>	<b>1836</b>	<b>1743</b>	<b>1958</b>
<b>Phnom Penh</b>															
Municipal Hospital_PH	229247	238571	247818	256913	265777	174	222	19	24	7	4	36	0	0	3
Mekong	39856	39148	27611	30903	30770	8869	6299	1108	1232	1439	2226	2058	587	638	733
Chaktomouk	52674	53904	58495	60329	58973	2592	2499	447	540	818	688	482	164	536	625
Por Senchey	31943	32607	7364	29808	31068	25267	24949	3239	3304	3556	2711	3124	1484	1546	1780
Bassak	44974	47062	45651	47149	45182	14507	15194	2094	3093	2601	3912	4002	2057	1136	1907
Sen Sok	16435	18269	15085	15540	19187	8379	6799	92	1426	282	3199	2660	140	140	228
Dang Koa			13614	13963	11554	0	0	0	811	1906	0	0	0	255	145
Preaek Phnov			5634	3936	8346	0	0	309	373	272	0	0	558	497	543
<b>Provincial Total</b>	<b>229247</b>	<b>238571</b>	<b>247818</b>	<b>256913</b>	<b>265777</b>	<b>59788</b>	<b>55962</b>	<b>7308</b>	<b>10803</b>	<b>10881</b>	<b>12740</b>	<b>12362</b>	<b>4990</b>	<b>4748</b>	<b>5964</b>
<b>Preah Vihear</b>															
P Vihear 16 Makara Prov Hos_PH	26362	26754	27148	27540	27937	317	365	101	16	3	151	108	83	13	16
Tbeng Meanchey	27610	28023	28436	28842	29254	56834	57085	7902	8229	7149	12064	12662	5610	4261	4674
<b>Provincial Total</b>	<b>26362</b>	<b>26754</b>	<b>27148</b>	<b>27540</b>	<b>27937</b>	<b>57151</b>	<b>57450</b>	<b>8003</b>	<b>8245</b>	<b>7152</b>	<b>12215</b>	<b>12770</b>	<b>5693</b>	<b>4274</b>	<b>4690</b>



	BIRTH SPACING CONTRACEPTIVES/MATERIAL CONSUMPTION														
	MWRA					PILL					INJECTION				
	2012	2013	2014	2015	2016	2012	2013	2014	2015	2016	2012	2013	2014	2015	2016
<b>Province District</b>															
<b>Prey Veng</b>															
Prey Veng Prov. Hosp._PH	137313	137369	137472	137643	137905	0	0	0	0	0	0	0	0	0	0
Kamchay Mear	18517	19037	12132	13103	13128	33331	14180	1532	1594	471	4683	2946	663	460	459
Kampong Trabek	20078	20375	20829	19590	19129	35603	33599	3610	3280	2366	6319	5417	1623	1385	1327
Mesang	18645	18653	16584	17078	17177	22442	26047	2308	2218	1626	5569	4935	1532	1374	935
Peam Ror	26105	26595	10913	11001	10288	23190	29247	788	915	742	8258	7663	883	651	496
Pearaing	28246	28256	17140	16466	16497	60238	54922	4342	4174	4312	19243	14950	3292	3020	2982
Preah Sdach	16688	16696	17545	18821	18367	18458	23483	3403	2424	2179	12304	11047	4529	4199	4497
Svay Antor	31069	31498	17268	16258	16509	34123	34583	3147	2613	3212	7883	6505	1015	964	1075
Sithor Kandal			9780	9791	10522	0	0	2383	2373	2491	0	0	1675	1704	1905
Krong Prey Veng			7602	7611	11392	0	0	618	590	652	0	0	714	695	707
OD Baphnom			13051	13286	13305	0	0	2415	1950	2361	0	0	1226	1385	987
Peam Chor			8310	8412	9150	0	0	1255	1165	948	0	0	2044	2105	2175
Kanhchriech			10925	9852	9897	0	0	1816	1811	1080	0	0	808	822	660
<b>Provincial Total</b>	<b>137313</b>	<b>137369</b>	<b>137472</b>	<b>137643</b>	<b>137905</b>	<b>227385</b>	<b>216061</b>	<b>27617</b>	<b>25107</b>	<b>22440</b>	<b>64259</b>	<b>53463</b>	<b>20004</b>	<b>18764</b>	<b>18205</b>
<b>Pursat</b>															
Pursat Prov. Hosp._PH	60316	61068	61848	62651	63485	0	0	0	0	0	0	0	0	0	0
Bakan	17967	18191	19584	18647	18897	23925	23527	3056	3311	3319	8097	7142	2986	2782	2678
Sampov Meas	39191	39680	17248	17463	17694	37713	33865	1377	1150	1335	9778	9396	1460	1398	1499
Kravanh			10699	10833	11623	0	0	1636	1787	1505	0	0	694	1094	945
Krakor			12231	12383	12547	0	0	1151	1090	1159	0	0	1221	1201	1280
<b>Provincial Total</b>	<b>60316</b>	<b>61068</b>	<b>61848</b>	<b>62651</b>	<b>63485</b>	<b>61638</b>	<b>57392</b>	<b>7220</b>	<b>7338</b>	<b>7318</b>	<b>17875</b>	<b>16538</b>	<b>6361</b>	<b>6475</b>	<b>6402</b>
<b>Ratanakiri</b>															
Ratanakiri Prov. Hos._PH	23746	24206	24667	25125	25586	0	0	0	0	0	0	0	0	0	0
Banlong	25285	27625	18094	18914	18067	27342	28137	2465	2937	3060	10637	11245	4004	4341	4506
Borkeo			12337	8602	8599	0	0	2104	2428	2230	0	0	1552	1599	1475
<b>Provincial Total</b>	<b>23746</b>	<b>24206</b>	<b>24667</b>	<b>25125</b>	<b>25586</b>	<b>27342</b>	<b>28137</b>	<b>4569</b>	<b>5365</b>	<b>5290</b>	<b>10637</b>	<b>11245</b>	<b>5556</b>	<b>5940</b>	<b>5981</b>
<b>Siemreap</b>															
Siem Reap Prov. Hosp._PH	143359	146759	150147	153507	156844	0	13	9	0	1	0	0	0	0	0
Kralanh	17000	16999	20169	17158	17182	61936	62885	6516	6750	7026	2755	2381	778	816	954
Siem Reap	47940	49481	50673	51802	54039	76663	79834	8374	9130	9575	13936	14745	4795	4816	5469
Sot Nikum	37536	38425	39336	40246	41119	50042	57392	7175	7770	8344	16207	16332	5497	5511	6104
Angkor Chhum	30401	31120	28130	29549	30321	92337	100078	10557	10847	10784	8697	8984	2957	3046	3231
<b>Provincial Total</b>	<b>143359</b>	<b>146759</b>	<b>150147</b>	<b>153507</b>	<b>156844</b>	<b>280978</b>	<b>300202</b>	<b>32631</b>	<b>34497</b>	<b>35730</b>	<b>41595</b>	<b>42442</b>	<b>14027</b>	<b>14189</b>	<b>15758</b>
<b>Sihanoukville</b>															
Preah Sihanouk Prov. Hosp._PH	35512	36405	37305	38211	39119	0	0	0	0	0	0	0	0	0	0
Preah Sihanouk	27397	27919	27996	28577	28538	45486	45267	6010	6623	5907	6114	5572	2289	1773	1787
<b>Provincial Total</b>	<b>35512</b>	<b>36405</b>	<b>37305</b>	<b>38211</b>	<b>39119</b>	<b>45486</b>	<b>45267</b>	<b>6010</b>	<b>6623</b>	<b>5907</b>	<b>6114</b>	<b>5572</b>	<b>2289</b>	<b>1773</b>	<b>1787</b>
<b>Stung Treng</b>															
Stung Treng Prov. Hosp._PH	17523	17875	18240	18617	19009	0	0	0	0	0	0	0	0	0	0
Steung Treng	17225	17570	17926	18288	18993	25087	23430	4015	3545	3877	14745	8189	3588	3175	3236
<b>Provincial Total</b>	<b>17523</b>	<b>17875</b>	<b>18240</b>	<b>18617</b>	<b>19009</b>	<b>25087</b>	<b>23430</b>	<b>4015</b>	<b>3545</b>	<b>3877</b>	<b>14745</b>	<b>8189</b>	<b>3588</b>	<b>3175</b>	<b>3236</b>
<b>Svay Rieng</b>															
Svay Rieng Prov. Hosp._PH	70106	70197	70320	70480	70687	0	0	0	0	0	0	0	0	0	0
Chi Phu	15839	15967	14445	14470	14544	10871	10350	1335	1063	939	2586	2682	686	618	611
Romeas Hek	19472	19742	19778	19813	19290	38367	35449	3853	3646	3630	8899	8222	2188	1841	1289
Svay Rieng	47692	46975	30887	30943	29563	46426	42975	3322	3271	3005	12891	11459	3332	2806	2759
Svay Teap			18267	18299	21263	0	0	1701	1692	1537	0	0	1159	1001	896
<b>Provincial Total</b>	<b>70106</b>	<b>70197</b>	<b>70320</b>	<b>70480</b>	<b>70687</b>	<b>95664</b>	<b>88774</b>	<b>10211</b>	<b>9672</b>	<b>9111</b>	<b>24376</b>	<b>22363</b>	<b>7365</b>	<b>6266</b>	<b>5555</b>

	BIRTH SPACING CONTRACEPTIVES/MATERIAL CONSUMPTION														
	MWRA					PILL					INJECTION				
	2012	2013	2014	2015	2016	2012	2013	2014	2015	2016	2012	2013	2014	2015	2016
<b>Province District</b>															
<b>Takeo</b>															
Takeo Prov Hospital_PH	123105	123362	123674	124053	124519	0	0	17	12	11	0	0	10	2	0
Ang Rokar	19751	19824	20124	20184	20261	45845	50598	6357	6166	5863	5722	6046	1840	1903	1901
Bati	28222	28284	28366	28488	28600	52912	56958	11312	13197	12806	4692	3579	918	1059	1070
Daun Keo	31137	31202	31296	31429	31611	81069	86348	15390	10005	9678	10147	10182	3330	3468	3193
Kirivong	32550	32619	18289	18314	18385	60794	60337	3776	3735	3849	9211	8901	1823	1820	1663
Prey Kabass	22932	22980	23049	23145	23282	53716	58804	5411	5542	5542	6573	6908	1747	1858	1911
Koh Andeth			14425	14443	14499	0	0	2745	2935	3155	0	0	1077	1022	1135
<b>Provincial Total</b>	123105	123362	123674	124053	124519	294336	313045	45008	41592	40904	36345	35616	10745	11132	10873
<b>Oddar Meanchey</b>															
Oddor Meanchey Prov Hosp_PH	31830	33025	34215	35396	36568	0	0	0	4	0	0	0	0	2	2
Samraong	30664	31817	19058	19717	19956	59279	53815	1625	4585	4672	10686	10517	1062	3037	3042
Anlong Veng			13334	13796	13933	0	0	0	2066	2255	0	0	0	909	1025
<b>Provincial Total</b>	31830	33025	34215	35396	36568	59279	53815	1625	6655	6927	10686	10517	1062	3948	4069
<b>Kep</b>															
Kep Prov. Hosp._PH	5799	5997	6216	6454	6712	217	284	17	14	8	593	635	126	118	108
Kep	5221	5390	5424	5452	5502	1107	1425	209	383	233	1157	1593	592	445	543
<b>Provincial Total</b>	5799	5997	6216	6454	6712	1324	1709	226	397	241	1750	2228	718	563	651
<b>Pailin</b>															
Pailin Prov. Hosp._PH	12932	13630	14333	15041	15751	0	0	0	0	0	0	0	0	0	0
Pailin	9625	9868	9868	9868	9377	9089	9154	794	921	747	1559	1496	525	549	539
<b>Provincial Total</b>	12932	13630	14333	15041	15751	9089	9154	794	921	747	1559	1496	525	549	539
<b>Tbong Khmum</b>															
Tbong Khmum			23936	23957	24162			2668	2631	2117			1528	1367	1364
Suong			8979	9245	9426			1085	1094	962			818	753	789
Kroch Chhmar			14177	14158	14158			1828	2222	1803			1930	1709	1697
Memut			19255	19219	19183			3263	3535	3789			3143	3177	3214
O Reang Ov			12964	12933	13269			927	857	942			1144	1088	1071
Ponhea Krek			19554	19519	19482			4144	11575	5508			1403	1783	1550
Dambae			10863	10842	10820			1690	6180	2432			787	739	814
<b>Provincial Total</b>			0	109415	109268			15605	28094	17553			10753	10616	10499
<b>Total</b>	2063800	2094766	2125774	2156722	2187702	2753960	2784902	361814	380265	372047	570770	538139	197963	196663	197716
<b>National Hospital</b>															
Ang Duong						0	0	0	0	0	0	0	0	0	0
Angkor Pediatric Hospital						0	0	0	0	0	0	0			
Calmette						3	5	6	8	0	4	17	11	2	0
CENAT						0	0	0	0	0	0	0	0	0	0
JaYa 7						0	0	0	0	0	0	0	0	0	0
Khmer-Soviet Friendship						0	0	0	0	0	0	0	0	0	0
Kossamak						0	0	0	0	0	3	0	0	0	0
Kantha Bopha						0	0	0	0	0	0	0	0	0	0
MCH						725	519	66	37	37	95	63	35	31	29
National Pediatric						0	0	0	0	0	0	0	0	0	0
<b>Provincial Total</b>						728	524	72	45	37	102	80	46	33	29
<b>Total Country</b>	2063800	2094766	2125774	2156722	2187702	2754688	2785426	361886	380310	372084	570872	538219	198009	196696	197745

	BIRTH SPACING CONTRACEPTIVES/MATERIAL CONSUMPTION														
	CONDOM					IUD					NORPLANT				
	2012	2013	2014	2015	2016	2012	2013	2014	2015	2016	2012	2013	2014	2015	2016
<b>Province District</b>															
<b>Banteay Meanchey</b>															
Cambodia-Japan Friendship PH_PH	0	0	0	0	0	20	0	0	0	0	0	0	49	0	0
Mongkol Borei	37423	31706	392	614	455	665	399	2642	2494	2636	86	65	403	564	720
Poipet	49252	34466	605	554	643	412	185	884	1076	1196	888	1910	176	516	634
Preah Net Preah	20153	18148	275	299	271	379	81	1022	1093	928	133	12	317	632	490
Thma Puok	12277	10240	148	195	180	255	72	367	326	252	42	29	18	129	104
<b>Provincial Total</b>	<b>119105</b>	<b>94560</b>	<b>1420</b>	<b>1662</b>	<b>1549</b>	<b>1731</b>	<b>737</b>	<b>4915</b>	<b>4989</b>	<b>5012</b>	<b>1149</b>	<b>2016</b>	<b>963</b>	<b>1841</b>	<b>1948</b>
<b>Battambang</b>															
Battambang Provincial Hosp._PH	144	36	0	1	1	6	1	0	2	8	0	3	0	7	0
Thmar Koul	16940	24688	397	392	366	863	409	1428	1233	1047	161	411	810	1057	587
Maung Russei	27709	25647	312	267	300	632	401	1041	796	546	93	227	1018	971	740
Sampov Luon	13699	13968	128	215	377	523	489	1198	1090	796	1	0	889	1041	719
Battambang	33160	28971	476	501	499	1023	785	2129	1917	1439	69	230	1192	1166	992
Sangkae	28552	33873	468	901	450	776	578	2562	1856	2165	20	149	727	753	791
<b>Provincial Total</b>	<b>120204</b>	<b>127183</b>	<b>1781</b>	<b>2277</b>	<b>1993</b>	<b>3823</b>	<b>2663</b>	<b>8358</b>	<b>6894</b>	<b>6001</b>	<b>344</b>	<b>1020</b>	<b>4636</b>	<b>4995</b>	<b>3829</b>
<b>Kampong Cham</b>															
Kampong Cham Prov. Hosp._PH	0	0	0	0	0	0	0	0	0	0	0	0	0	0	0
Chamkar Leu	13718	11234	248	273	481	329	292	1376	1319	1148	0	100	400	563	581
Choeung Prey	17929	14182	743	707	613	141	161	618	640	571	54	95	281	355	1496
Kampong Cham - Kg. Siem	20249	14733	219	291	182	421	299	939	640	884	127	77	736	568	669
Prey Chhor	24002	17402	291	312	299	250	382	1211	1278	1284	0	178	491	560	581
Srey Santhor	13365	13512	143	196	124	202	672	1028	754	835	6	204	338	687	251
Stueng Trang	7072	4604	97	141	137	208	216	480	525	549	32	40	212	279	333
Batheay	16297	18248	328	418	339	138	299	443	819	871	0	136	699	776	839
Koh Sotin	0	0	36	77	86	0	0	197	267	239	0	0	129	195	60
Kang Meas	0	0	190	212	283	0	0	616	821	873	0	0	136	315	324
<b>Provincial Total</b>	<b>112632</b>	<b>93915</b>	<b>2295</b>	<b>2627</b>	<b>2544</b>	<b>1689</b>	<b>2321</b>	<b>6908</b>	<b>7063</b>	<b>7254</b>	<b>219</b>	<b>830</b>	<b>3422</b>	<b>4298</b>	<b>5134</b>
<b>Kampong Chhnang</b>															
Kampong Chhnang_ Prov Hosp_PH	0	0	0	0	0	0	0	0	0	0	0	0	0	0	0
Kampong Chhnang	19142	22026	248	165	202	295	537	993	629	796	0	224	590	530	509
Boribo	22185	21438	167	181	142	178	312	740	790	748	28	111	312	356	341
Phnom Srouch	8505	8443	387	218	148	59	382	739	750	632	17	205	217	348	249
<b>Provincial Total</b>	<b>49832</b>	<b>51907</b>	<b>802</b>	<b>564</b>	<b>492</b>	<b>532</b>	<b>1231</b>	<b>2472</b>	<b>2169</b>	<b>2176</b>	<b>45</b>	<b>540</b>	<b>1119</b>	<b>1234</b>	<b>1099</b>
<b>Kampong Speu</b>															
Kampong Speu Prov. Hosp._PH	0	0	0	0	126	0	0	0	0	0	0	0	0	0	0
Kampong Speu	12250	8744	112	538	364	430	500	973	1497	1395	60	30	355	696	675
Kong Pisey	10297	8764	119	155	153	497	468	1759	1822	1655	0	0	457	518	444
Ou Dongk	2686	2213	186	31	70	456	806	1017	967	1317	13	12	39	61	73
Phnom Srouch	0	0	0	43	39	0	0	96	310	589	0	0	25	167	117
<b>Provincial Total</b>	<b>25233</b>	<b>19721</b>	<b>417</b>	<b>767</b>	<b>752</b>	<b>1383</b>	<b>1774</b>	<b>3845</b>	<b>4596</b>	<b>4956</b>	<b>73</b>	<b>42</b>	<b>876</b>	<b>1442</b>	<b>1309</b>
<b>Kampong Thom</b>															
Kampong Thom Prov. Hosp._PH	0	0	0	0	0	0	0	0	0	0	0	0	0	0	0
Baray and Santuk	9391	11021	256	412	324	260	196	550	511	591	108	260	438	685	765
Kampong Thom	8773	6391	320	335	386	16	28	174	213	259	49	180	381	534	616
Stong	12787	19127	207	149	208	0	27	23	25	51	20	139	344	402	488
<b>Provincial Total</b>	<b>30951</b>	<b>36539</b>	<b>783</b>	<b>896</b>	<b>918</b>	<b>276</b>	<b>251</b>	<b>747</b>	<b>749</b>	<b>901</b>	<b>177</b>	<b>579</b>	<b>1163</b>	<b>1621</b>	<b>1869</b>

	BIRTH SPACING CONTRACEPTIVES/MATERIAL CONSUMPTION														
	CONDOM					IUD					NORPLANT				
	2012	2013	2014	2015	2016	2012	2013	2014	2015	2016	2012	2013	2014	2015	2016
<b>Province District</b>															
<b>Kampot</b>															
Kampot Prov. Hosp._PH	1766	2686	0	12	840	329	312	0	683	0	0	0	0	0	0
Angkor Chey	12738	16722	235	181	178	206	206	905	1271	1579	591	419	1389	1839	2288
Chhouk	10273	9056	260	279	274	390	274	1223	1331	1244	253	366	863	1092	887
Kampong Trach	2485	4005	42	37	41	128	153	336	498	697	595	227	740	1016	715
Kampot	7352	4578	118	112	97	131	108	4603	777	1009	413	272	893	885	849
<b>Provincial Total</b>	<b>34614</b>	<b>37047</b>	<b>655</b>	<b>621</b>	<b>1430</b>	<b>1184</b>	<b>1053</b>	<b>7067</b>	<b>4560</b>	<b>4529</b>	<b>1852</b>	<b>1284</b>	<b>3885</b>	<b>4832</b>	<b>4739</b>
<b>Kandal</b>															
Cheychumnash Hosp._PH	0	10	0	0	0	0	29	69	89	99	0	62	110	113	88
Ang Snuol	9802	12455	254	126	164	24	88	182	155	82	9	38	17	25	21
Kean Svay	14300	15955	52	122	162	350	181	407	521	545	11	29	22	33	58
Koh Thom	34098	35406	361	344	260	239	120	403	359	324	56	200	457	400	296
Ksach Kandal	17743	15287	221	237	251	356	205	735	442	295	137	300	564	559	357
Muk Kam Poul	15102	16206	345	302	280	64	110	268	292	302	3	80	123	207	162
Ponhea Leu	7037	6342	51	128	65	21	18	87	34	59	5	10	15	10	11
Saang	17332	14846	670	498	616	516	259	1622	1567	1532	10	136	178	269	254
Takhmao	6639	6163	408	84	53	298	181	442	904	693	28	141	146	360	383
Lvea Em	8410	4466	77	53	80	70	411	291	240	249	6	2	55	0	10
Leuk Deak	0	0	188	221	271	0	0	258	217	93	0	0	78	129	27
<b>Provincial Total</b>	<b>130463</b>	<b>127136</b>	<b>2627</b>	<b>2115</b>	<b>2202</b>	<b>1938</b>	<b>1602</b>	<b>4764</b>	<b>4820</b>	<b>4273</b>	<b>265</b>	<b>998</b>	<b>1765</b>	<b>2105</b>	<b>1667</b>
<b>Koh Kong</b>															
Koh Kong Prov. Hosp._PH	0	0	0	0	0	0	0	0	0	0	0	0	0	0	0
Smach Mean Chey	6106	7048	312	259	201	279	154	591	539	508	220	302	1219	1184	1012
Srae Ambel	7856	7078	301	210	205	301	69	327	345	303	5	10	230	314	333
<b>Provincial Total</b>	<b>13962</b>	<b>14126</b>	<b>613</b>	<b>469</b>	<b>406</b>	<b>580</b>	<b>223</b>	<b>918</b>	<b>884</b>	<b>811</b>	<b>225</b>	<b>312</b>	<b>1449</b>	<b>1498</b>	<b>1345</b>
<b>Kratie</b>															
Kratie Prov. Hosp._PH	0	0	0	0	0	0	0	0	0	0	0	0	0	0	0
Chhlong	9802	7105	145	187	353	7	29	251	324	263	65	53	369	495	588
Kratie	13621	12140	136	150	209	80	88	329	497	604	245	191	629	682	771
<b>Provincial Total</b>	<b>23423</b>	<b>19245</b>	<b>281</b>	<b>337</b>	<b>562</b>	<b>87</b>	<b>117</b>	<b>580</b>	<b>821</b>	<b>867</b>	<b>310</b>	<b>244</b>	<b>998</b>	<b>1177</b>	<b>1359</b>
<b>Mondul Kiri</b>															
Mondul Kiri Prov Hosp._PH	0	0	0	0	0	0	0	0	0	0	0	0	0	0	0
Sen Monorom	2512	2289	30	78	94	55	94	168	179	141	7	23	74	94	95
<b>Provincial Total</b>	<b>2512</b>	<b>2289</b>	<b>30</b>	<b>78</b>	<b>94</b>	<b>55</b>	<b>94</b>	<b>168</b>	<b>179</b>	<b>141</b>	<b>7</b>	<b>23</b>	<b>74</b>	<b>94</b>	<b>95</b>
<b>Phnom Penh</b>															
Municipal Hospital_PH	477	426	26	2	3	0	27	0	1	3	0	2	0	0	0
Mekong	11273	11926	31	27	26	245	172	112	120	139	2	56	46	61	103
Chaktomouk	284	12	3	11	30	49	17	78	103	136	3	0	6	15	16
Por Senchey	6851	6267	174	130	205	23	23	203	209	222	0	0	0	2	16
Bassak	3978	3640	554	502	278	271	581	388	334	363	11	24	117	88	126
Sen Sok	3332	1852	2	1	0	55	43	5	10	42	10	9	0	0	0
Dang Koa	0	0	0	0	0	0	0	0	31	10	0	0	0	0	0
Preaek Phnov	0	0	31	20	31	0	0	48	49	21	0	0	0	0	0
<b>Provincial Total</b>	<b>26195</b>	<b>24123</b>	<b>821</b>	<b>693</b>	<b>573</b>	<b>643</b>	<b>863</b>	<b>834</b>	<b>857</b>	<b>936</b>	<b>26</b>	<b>91</b>	<b>169</b>	<b>166</b>	<b>261</b>
<b>Preah Vihear</b>															
P Vihear 16 Makara Prov Hos_PH	2607	2676	57	0	0	5	0	0	0	1	0	0	2	0	48
Tbeng Meanchey	28543	29317	451	455	354	16	3	77	106	112	118	227	438	490	460
<b>Provincial Total</b>	<b>31150</b>	<b>31993</b>	<b>508</b>	<b>455</b>	<b>354</b>	<b>21</b>	<b>3</b>	<b>77</b>	<b>106</b>	<b>113</b>	<b>118</b>	<b>227</b>	<b>440</b>	<b>490</b>	<b>508</b>

	BIRTH SPACING CONTRACEPTIVES/MATERIAL CONSUMPTION														
	CONDOM					IUD					NORPLANT				
	2012	2013	2014	2015	2016	2012	2013	2014	2015	2016	2012	2013	2014	2015	2016
<b>Province District</b>															
<b>Prey Veng</b>															
Prey Veng Prov. Hosp._PH	0	0	0	0	0	0	0	0	0	0	0	0	0	0	0
Kamchay Mear	13940	6694	115	85	42	157	145	279	300	316	134	113	254	512	398
Kampong Trabek	9486	9239	98	115	190	15	47	144	137	136	721	217	484	772	947
Mesang	7105	5675	67	68	30	180	148	550	535	454	82	84	240	679	781
Peam Ror	11324	8745	15	188	32	224	566	822	759	565	187	204	504	661	736
Pearaing	56486	35961	210	193	282	215	380	511	565	530	126	212	245	378	302
Preah Sdach	7411	7496	279	206	224	29	76	297	205	276	0	100	95	267	160
Svay Antor	7399	2822	31	19	16	410	851	917	576	518	145	143	570	600	458
Sithor Kandal	0	0	142	176	181	0	0	137	142	145	0	0	248	359	978
Krong Prey Veng	0	0	38	22	28	0	0	88	89	101	0	0	131	187	105
OD Baphnom	0	0	102	91	89	0	0	573	814	1090	0	0	243	635	908
Peam Chor	0	0	155	53	42	0	0	68	65	39	0	0	23	44	32
Kanhchriech	0	0	43	55	33	0	0	245	360	442	0	0	61	282	364
<b>Provincial Total</b>	<b>113151</b>	<b>76632</b>	<b>1295</b>	<b>1271</b>	<b>1189</b>	<b>1230</b>	<b>2213</b>	<b>4631</b>	<b>4547</b>	<b>4612</b>	<b>1395</b>	<b>1073</b>	<b>3098</b>	<b>5376</b>	<b>6169</b>
<b>Pursat</b>															
Pursat Prov. Hosp._PH	0	0	0	0	0	0	0	3	0	0	0	0	8	0	0
Bakan	14712	14279	202	249	281	279	175	619	951	1093	106	57	143	372	388
Sampov Meas	27760	25575	108	113	128	1158	913	748	814	721	254	251	401	530	659
Kravanh	0	0	87	244	149	0	0	929	1304	1125	0	0	147	197	263
Krakor	0	0	130	439	117	0	0	843	720	909	0	0	162	280	323
<b>Provincial Total</b>	<b>42472</b>	<b>39854</b>	<b>527</b>	<b>1045</b>	<b>675</b>	<b>1437</b>	<b>1088</b>	<b>3142</b>	<b>3789</b>	<b>3848</b>	<b>360</b>	<b>308</b>	<b>861</b>	<b>1379</b>	<b>1633</b>
<b>Ratanakiri</b>															
Ratanakiri Prov. Hos._PH	0	0	0	0	0	0	0	0	0	0	0	0	0	0	0
Banlong	3170	1784	29	62	119	84	58	257	248	218	90	90	364	468	234
Borkeo	0	0	15	17	5	0	0	102	52	32	0	0	212	162	123
<b>Provincial Total</b>	<b>3170</b>	<b>1784</b>	<b>44</b>	<b>79</b>	<b>124</b>	<b>84</b>	<b>58</b>	<b>359</b>	<b>300</b>	<b>250</b>	<b>90</b>	<b>90</b>	<b>576</b>	<b>630</b>	<b>357</b>
<b>Siemreap</b>															
Siem Reap Prov. Hosp._PH	0	0	0	0	78	0	0	0	0	0	0	0	0	0	0
Kralanh	35874	42358	385	438	545	371	194	187	138	134	198	324	757	908	414
Siem Reap	72532	72581	962	1056	1111	982	776	2952	2455	2249	392	433	1581	2121	1656
Sot Nikum	34285	30836	459	500	489	593	343	1326	1323	1228	232	212	919	1270	1362
Angkor Chhum	38806	46555	627	595	527	472	302	486	557	533	554	89	766	973	1124
<b>Provincial Total</b>	<b>181497</b>	<b>192330</b>	<b>2433</b>	<b>2589</b>	<b>2750</b>	<b>2418</b>	<b>1615</b>	<b>4951</b>	<b>4473</b>	<b>4144</b>	<b>1376</b>	<b>1058</b>	<b>4023</b>	<b>5272</b>	<b>4556</b>
<b>Sihanoukville</b>															
Preah Sihanouk Prov. Hosp._PH	0	0	0	0	0	0	0	0	0	0	0	0	0	0	0
Preah Sihanouk	7621	6109	135	138	51	236	151	326	346	293	170	405	1408	1486	1385
<b>Provincial Total</b>	<b>7621</b>	<b>6109</b>	<b>135</b>	<b>138</b>	<b>51</b>	<b>236</b>	<b>151</b>	<b>326</b>	<b>346</b>	<b>293</b>	<b>170</b>	<b>405</b>	<b>1408</b>	<b>1486</b>	<b>1385</b>
<b>Stung Treng</b>															
Stung Treng Prov. Hosp._PH	0	0	0	0	0	0	12	10	14	15	0	0	0	0	6
Steung Treng	5022	1640	9	3	0	472	43	213	189	189	57	64	259	339	404
<b>Provincial Total</b>	<b>5022</b>	<b>1640</b>	<b>9</b>	<b>3</b>	<b>0</b>	<b>472</b>	<b>55</b>	<b>223</b>	<b>203</b>	<b>204</b>	<b>57</b>	<b>64</b>	<b>259</b>	<b>339</b>	<b>410</b>
<b>Svay Rieng</b>															
Svay Rieng Prov. Hosp._PH	0	0	0	0	0	0	0	0	0	0	0	0	0	0	0
Chi Phu	2452	2887	196	58	33	299	198	588	689	636	0	40	302	721	798
Romeas Hek	13790	11820	322	271	303	1463	379	1632	1215	1426	20	90	458	796	744
Svay Rieng	8189	6755	122	91	84	665	275	700	695	723	306	300	557	775	787
Svay Teap	0	0	80	84	57	0	0	748	565	191	0	0	180	170	391
<b>Provincial Total</b>	<b>24431</b>	<b>21462</b>	<b>720</b>	<b>504</b>	<b>477</b>	<b>2427</b>	<b>852</b>	<b>3668</b>	<b>3164</b>	<b>2976</b>	<b>326</b>	<b>430</b>	<b>1497</b>	<b>2462</b>	<b>2720</b>

	BIRTH SPACING CONTRACEPTIVES/MATERIAL CONSUMPTION														
	CONDOM					IUD					NORPLANT				
	2012	2013	2014	2015	2016	2012	2013	2014	2015	2016	2012	2013	2014	2015	2016
<b>Province District</b>															
<b>Takeo</b>															
Takeo Prov Hospital_PH	0	0	10	1	1	0	0	64	3	0	0	0	2	0	0
Ang Rokar	22315	14575	334	250	266	135	383	1316	1742	1849	11	94	172	318	324
Bati	3475	5841	38	139	357	507	1528	2957	3762	3124	83	178	408	426	536
Daun Keo	7051	9742	261	335	192	383	236	1153	1169	1345	154	333	736	744	740
Kirivong	22333	27180	272	241	293	757	657	1514	1665	1107	181	243	472	498	185
Prey Kabass	14884	8546	227	206	518	316	649	1969	2733	2741	53	165	230	815	235
Koh Andeth	0	0	65	68	226	0	0	850	996	921	0	0	55	61	54
<b>Provincial Total</b>	<b>70058</b>	<b>65884</b>	<b>1207</b>	<b>1240</b>	<b>1853</b>	<b>2098</b>	<b>3453</b>	<b>9823</b>	<b>12070</b>	<b>11087</b>	<b>482</b>	<b>1013</b>	<b>2075</b>	<b>2862</b>	<b>2074</b>
<b>Oddar Meanchey</b>															
Oddor Meanchey Prov Hosp_PH	0	0	0	0	0	0	0	0	0	2	0	0	0	0	0
Samraong	21878	24836	111	170	176	227	171	82	375	404	198	202	484	308	276
Anlong Veng	0	0	0	153	161	0	0	0	328	440	0	0	0	289	300
<b>Provincial Total</b>	<b>21878</b>	<b>24836</b>	<b>111</b>	<b>323</b>	<b>337</b>	<b>227</b>	<b>171</b>	<b>82</b>	<b>703</b>	<b>846</b>	<b>198</b>	<b>202</b>	<b>484</b>	<b>597</b>	<b>576</b>
<b>Kep</b>															
Kep Prov. Hosp._PH	0	0	2	1	1	0	0	2	1	0	0	0	20	66	27
Kep	324	356	4	13	26	15	0	5	31	78	0	0	41	108	95
<b>Provincial Total</b>	<b>324</b>	<b>356</b>	<b>6</b>	<b>14</b>	<b>27</b>	<b>15</b>	<b>0</b>	<b>7</b>	<b>32</b>	<b>78</b>	<b>0</b>	<b>0</b>	<b>61</b>	<b>174</b>	<b>122</b>
<b>Pailin</b>															
Pailin Prov. Hosp._PH	0	0	0	0	0	0	0	0	0	0	0	0	0	0	0
Pailin	3579	3309	78	42	32	166	107	372	317	276	183	181	407	393	431
<b>Provincial Total</b>	<b>3579</b>	<b>3309</b>	<b>78</b>	<b>42</b>	<b>32</b>	<b>166</b>	<b>107</b>	<b>372</b>	<b>317</b>	<b>276</b>	<b>183</b>	<b>181</b>	<b>407</b>	<b>393</b>	<b>431</b>
<b>Tbong Khmum</b>															
Tbong Khmum			311	376	321			370	410	405			425	567	135
Suong			231	245	224			254	259	161			344	334	252
Kroch Chhmar			128	137	125			597	626	638			101	156	231
Memut			909	905	947			970	1055	1076			1827	1905	1951
O Reang Ov			123	124	142			643	732	950			591	676	735
Ponhea Krek			225	351	329			552	317	487			585	395	327
Dambae			70	131	123			935	860	885			664	564	343
<b>Provincial Total</b>			<b>1997</b>	<b>2269</b>	<b>2211</b>			<b>4321</b>	<b>4259</b>	<b>4602</b>			<b>4537</b>	<b>4597</b>	<b>3974</b>
<b>Total</b>	<b>1193479</b>	<b>1113980</b>	<b>21595</b>	<b>23078</b>	<b>23595</b>	<b>24752</b>	<b>22695</b>	<b>73558</b>	<b>72890</b>	<b>71186</b>	<b>9447</b>	<b>13030</b>	<b>40245</b>	<b>51360</b>	<b>49569</b>
<b>National Hospital</b>															
Ang Duong	0	0	0	0	0	0	0	0	0	0	0	0	0	0	0
Angkor Pediatric Hospital	0	0	0	0	0	0	0				0	0			
Calmette	30	12	0	10	0	0	20	10	4	0	7	0	0	0	0
CENAT	0	0	0	0	0	0	0	0	0	0	0	0	0	0	0
JaYa 7	0	0	0	0	0	0	0	0	0	0	0	0	0	0	0
Khmer-Soviet Friendship	0	0	0	0	0	0	0	0	0	0	0	0	0	0	0
Kossamak	0	0	0	0	0	0	0	0	0	0	0	0	0	0	0
Kantha Bopha	0	0	0	0	0	0	0	0	0	0	0	0	0	0	0
MCH	480	192	9	5	12	135	107	282	213	0	59	47	128	126	0
National Pediatric	0	0	0	0	0	0	0	0	0	0	0	0	0	0	0
<b>Provincial Total</b>	<b>510</b>	<b>204</b>	<b>9</b>	<b>15</b>	<b>12</b>	<b>135</b>	<b>127</b>	<b>292</b>	<b>217</b>	<b>0</b>	<b>66</b>	<b>47</b>	<b>128</b>	<b>126</b>	<b>0</b>
<b>Total Country</b>	<b>1193989</b>	<b>1114184</b>	<b>21604</b>	<b>23093</b>	<b>23607</b>	<b>24887</b>	<b>22822</b>	<b>73850</b>	<b>73107</b>	<b>71186</b>	<b>9513</b>	<b>13077</b>	<b>40373</b>	<b>51486</b>	<b>49569</b>

	BIRTH SPACING CONTRACEPTIVES/MATERIAL CONSUMPTION														
	TUBAL LIGATION					VASECTOMIA					CONSULTATION ON EMERGENCY CONTRACEPTION				
	2012	2013	2014	2015	2016	2012	2013	2014	2015	2016	2012	2013	2014	2015	2016
<b>Province District</b>															
<b>Banteay Meanchey</b>															
Cambodia-Japan Friendship PH_PH	13	6	0	0	0	1	1	0	0	0	0	0	49	0	0
Mongkol Borei	0	0	0	0	0	0	0	0	0	0	4	10	13595	13208	13315
Poipet	0	0	0	0	0	0	0	0	0	0	0	0	9609	10833	11659
Preah Net Preah	7	1	0	0	0	0	0	0	0	0	0	0	10862	10963	10758
Thma Puok	0	0	0	0	0	0	0	0	0	0	0	0	9109	9784	10124
<b>Provincial Total</b>	<b>20</b>	<b>7</b>	<b>0</b>	<b>0</b>	<b>0</b>	<b>1</b>	<b>1</b>	<b>0</b>	<b>0</b>	<b>0</b>	<b>4</b>	<b>10</b>	<b>43224</b>	<b>44788</b>	<b>45856</b>
<b>Battambang</b>															
Battambang Provincial Hosp_PH	107	69	0	0	0	0	7	0	0	0	0	0	0	10	13
Thmar Koul	29	0	0	0	0	0	0	0	0	0	0	0	10259	9872	9238
Maung Russei	34	31	0	0	0	0	0	0	0	0	3	2	9526	9005	8781
Sampov Luon	7	0	0	0	0	0	0	0	0	0	0	1	7586	8003	7714
Battambang	0	0	0	0	0	0	0	0	0	0	3	0	13039	12505	10208
Sangkae	0	0	0	0	0	0	0	0	0	0	0	0	12823	11780	11759
<b>Provincial Total</b>	<b>177</b>	<b>100</b>	<b>0</b>	<b>0</b>	<b>0</b>	<b>0</b>	<b>7</b>	<b>0</b>	<b>0</b>	<b>0</b>	<b>6</b>	<b>3</b>	<b>53233</b>	<b>51175</b>	<b>47713</b>
<b>Kampong Cham</b>															
Kampong Cham Prov. Hosp_PH	0	0	0	0	0	0	0	0	0	0	0	0	0	0	0
Chamkar Leu	72	24	0	0	0	0	0	0	0	0	0	0	7963	8183	7834
Choeung Prey	0	0	0	0	0	0	0	0	0	0	0	0	6294	6654	7783
Kampong Cham - Kg. Siem	0	0	0	0	0	0	0	0	0	0	0	2	5450	5172	5432
Prey Chhor	0	0	0	0	0	0	0	0	0	0	0	17	6869	6987	6997
Srey Santhor	0	0	0	0	0	0	0	0	0	0	0	0	4591	4487	3981
Stueng Trang	0	0	0	0	0	0	0	0	0	0	0	0	4239	4137	3780
Batheay	0	0	0	0	0	0	0	0	0	0	0	0	6946	8585	8678
Koh Sotin	0	0	0	0	0	0	0	0	0	0	0	0	2316	2291	1559
Kang Meas	0	0	0	0	0	0	0	0	0	0	0	0	4743	5222	5220
<b>Provincial Total</b>	<b>72</b>	<b>24</b>	<b>0</b>	<b>0</b>	<b>0</b>	<b>0</b>	<b>0</b>	<b>0</b>	<b>0</b>	<b>0</b>	<b>0</b>	<b>19</b>	<b>49411</b>	<b>51718</b>	<b>51264</b>
<b>Kampong Chhnang</b>															
Kampong Chhnang_ Prov Hosp_PH	12	0	0	0	0	1	0	0	0	0	0	0	0	0	0
Kampong Chhnang	0	0	0	0	0	0	0	0	0	0	0	0	7837	7006	6770
Boribo	27	5	0	0	0	0	0	0	0	0	0	0	6004	5748	5296
Phnom Srouch	16	0	0	0	0	0	0	0	0	0	0	0	3677	3544	3336
<b>Provincial Total</b>	<b>55</b>	<b>5</b>	<b>0</b>	<b>0</b>	<b>0</b>	<b>1</b>	<b>0</b>	<b>0</b>	<b>0</b>	<b>0</b>	<b>0</b>	<b>0</b>	<b>17518</b>	<b>16298</b>	<b>15402</b>
<b>Kampong Speu</b>															
Kampong Speu Prov. Hosp_PH	99	94	0	0	0	0	1	0	0	0	0	0	0	0	178
Kampong Speu	0	0	0	0	0	0	0	0	0	0	0	0	14992	17042	18719
Kong Pisey	5	7	0	0	0	0	0	0	0	0	0	0	20660	18266	16831
Ou Dongk	12	0	0	0	0	0	0	0	0	0	0	1	5940	5763	7283
Phnom Srouch	0	0	0	0	0	0	0	0	0	0	0	0	2348	5746	10345
<b>Provincial Total</b>	<b>116</b>	<b>101</b>	<b>0</b>	<b>0</b>	<b>0</b>	<b>0</b>	<b>1</b>	<b>0</b>	<b>0</b>	<b>0</b>	<b>0</b>	<b>1</b>	<b>43940</b>	<b>46817</b>	<b>53356</b>
<b>Kampong Thom</b>															
Kampong Thom Prov. Hosp_PH	0	0	0	0	0	0	0	0	0	0	0	0	0	0	0
Baray and Santuk	5	0	0	0	0	0	0	0	0	0	0	0	13384	13169	13743
Kampong Thom	0	0	0	0	0	0	0	0	0	0	217	8	8735	9678	8660
Stong	0	0	0	0	0	0	0	0	0	0	0	0	9806	7669	7683
<b>Provincial Total</b>	<b>5</b>	<b>0</b>	<b>0</b>	<b>0</b>	<b>0</b>	<b>0</b>	<b>0</b>	<b>0</b>	<b>0</b>	<b>0</b>	<b>217</b>	<b>8</b>	<b>31925</b>	<b>30516</b>	<b>30086</b>

	BIRTH SPACING CONTRACEPTIVES/MATERIAL CONSUMPTION														
	TUBAL LIGATION					VASECTOMIA					CONSULTATION ON EMERGENCY CONTRACEPTION				
	2012	2013	2014	2015	2016	2012	2013	2014	2015	2016	2012	2013	2014	2015	2016
<b>Province District</b>															
<b>Kampot</b>															
Kampot Prov. Hosp._PH	0	0	0	0	0	0	0	0	0	0	0	0	0	766	840
Angkor Chey	0	0	0	0	0	0	0	0	0	0	0	5	17318	18578	20220
Chhouk	85	49	0	0	0	0	0	0	0	0	0	7	14265	12665	12107
Kampong Trach	27	22	0	0	0	0	0	0	0	0	0	0	5894	5980	6601
Kampot	0	0	0	0	0	0	0	0	0	0	21	0	10845	6899	6852
<b>Provincial Total</b>	<b>112</b>	<b>71</b>	<b>0</b>	<b>0</b>	<b>0</b>	<b>0</b>	<b>0</b>	<b>0</b>	<b>0</b>	<b>0</b>	<b>21</b>	<b>12</b>	<b>48322</b>	<b>44888</b>	<b>46620</b>
<b>Kandal</b>															
Cheychumnash Hosp._PH	0	0	0	0	0	1	0	0	0	0	0	4	184	203	188
Ang Snuol	0	0	0	0	0	0	0	0	0	0	0	0	6058	3956	4001
Kean Svay	6	0	0	0	0	0	0	0	0	0	0	0	4275	5409	5534
Koh Thom	0	0	0	0	0	0	0	0	0	0	0	0	9381	9284	8466
Ksach Kandal	0	0	0	0	0	0	0	0	0	0	0	0	7877	8237	8225
Muk Kam Poul	11	8	0	0	0	0	0	0	0	0	0	0	3523	3327	3195
Ponhea Leu	0	0	0	0	0	0	0	0	0	0	0	0	2610	2413	2832
Saang	0	17	0	0	0	0	0	0	0	0	0	0	9977	10472	10336
Takhmao	0	0	0	0	0	0	0	0	0	0	0	0	3017	6658	5767
Lvea Em	0	0	0	0	0	0	0	0	0	0	0	0	3147	2729	2435
Leuk Deak	0	0	0	0	0	0	0	0	0	0	0	0	4294	4585	6041
<b>Provincial Total</b>	<b>17</b>	<b>25</b>	<b>0</b>	<b>0</b>	<b>0</b>	<b>1</b>	<b>0</b>	<b>0</b>	<b>0</b>	<b>0</b>	<b>0</b>	<b>4</b>	<b>54343</b>	<b>57273</b>	<b>57020</b>
<b>Koh Kong</b>															
Koh Kong Prov. Hosp._PH	1	0	0	0	0	0	0	0	0	0	0	0	0	0	0
Smach Mean Chey	0	0	0	0	0	0	0	0	0	0	4	17	4819	4740	4663
Srae Ambel	13	0	0	0	0	0	0	0	0	0	0	0	4261	4153	4357
<b>Provincial Total</b>	<b>14</b>	<b>0</b>	<b>0</b>	<b>0</b>	<b>0</b>	<b>0</b>	<b>0</b>	<b>0</b>	<b>0</b>	<b>0</b>	<b>4</b>	<b>17</b>	<b>9080</b>	<b>8893</b>	<b>9020</b>
<b>Kratie</b>															
Kratie Prov. Hosp._PH	0	0	0	0	0	0	0	0	0	0	0	0	0	0	0
Chhlong	0	0	0	0	0	0	0	0	0	0	0	0	5714	6751	6933
Kratie	11	28	0	0	0	0	3	0	0	0	0	0	7099	7547	7805
<b>Provincial Total</b>	<b>11</b>	<b>28</b>	<b>0</b>	<b>0</b>	<b>0</b>	<b>0</b>	<b>3</b>	<b>0</b>	<b>0</b>	<b>0</b>	<b>0</b>	<b>0</b>	<b>12813</b>	<b>14298</b>	<b>14738</b>
<b>Mondul Kiri</b>															
Mondul Kiri Prov Hosp._PH	1	1	0	0	0	0	0	0	0	0	0	0	0	0	0
Sen Monorom	0	0	0	0	0	0	0	0	0	0	0	0	4246	4272	4657
<b>Provincial Total</b>	<b>1</b>	<b>1</b>	<b>0</b>	<b>0</b>	<b>0</b>	<b>0</b>	<b>0</b>	<b>0</b>	<b>0</b>	<b>0</b>	<b>0</b>	<b>0</b>	<b>4246</b>	<b>4272</b>	<b>4657</b>
<b>Phnom Penh</b>															
Municipal Hospital_PH	0	0	0	0	0	0	0	0	0	0	0	0	45	27	16
Mekong	0	0	0	0	0	0	0	0	0	0	0	0	1884	2078	2440
Chaktomouk	0	0	0	0	0	0	0	0	0	0	0	0	698	1205	1625
Por Senchey	0	0	0	0	0	0	0	0	0	0	0	0	5100	5191	5779
Bassak	0	0	0	0	0	0	0	0	0	0	0	2	5210	5153	5275
Sen Sok	0	0	0	0	0	0	0	0	0	0	0	0	239	1577	552
Dang Koa	0	0	0	0	0	0	0	0	0	0	0	0	0	1097	2061
Preaek Phnov	0	0	0	0	0	0	0	0	0	0	0	0	946	939	867
<b>Provincial Total</b>	<b>0</b>	<b>0</b>	<b>0</b>	<b>0</b>	<b>0</b>	<b>0</b>	<b>0</b>	<b>0</b>	<b>0</b>	<b>0</b>	<b>0</b>	<b>2</b>	<b>14122</b>	<b>17267</b>	<b>18615</b>
<b>Preah Vihear</b>															
P Vihear 16 Makara Prov Hos_PH	0	0	0	0	0	0	0	0	0	0	0	0	243	29	68
Tbeng Meanchey	0	0	0	0	0	0	0	0	0	0	0	2	14478	13541	12749
<b>Provincial Total</b>	<b>0</b>	<b>0</b>	<b>0</b>	<b>0</b>	<b>0</b>	<b>0</b>	<b>0</b>	<b>0</b>	<b>0</b>	<b>0</b>	<b>0</b>	<b>2</b>	<b>14721</b>	<b>13570</b>	<b>12817</b>



	BIRTH SPACING CONTRACEPTIVES/MATERIAL CONSUMPTION														
	TUBAL LIGATION					VASECTOMIA					CONSULTATION ON EMERGENCY CONTRACEPTION				
	2012	2013	2014	2015	2016	2012	2013	2014	2015	2016	2012	2013	2014	2015	2016
<b>Province District</b>															
<b>Prey Veng</b>															
Prey Veng Prov. Hosp._PH	9	0	0	0	0	0	0	0	0	0	0	0	0	0	0
Kamchay Mear	34	5	0	0	0	0	0	0	0	0	34	0	2843	2951	1686
Kampong Trabek	1	0	0	0	0	0	0	0	0	0	0	0	5959	5689	4966
Mesang	6	0	0	0	0	0	0	0	0	0	0	0	4697	4874	3826
Peam Ror	28	6	0	0	0	0	0	0	0	0	0	0	3012	3174	2571
Pearaing	85	20	0	0	0	0	0	0	0	0	2	0	8600	8330	8408
Preah Sdach	0	0	0	0	0	0	0	0	0	0	2	0	8603	7301	7336
Svay Antor	0	0	0	0	0	0	0	0	0	0	0	0	5680	4772	5279
Sithor Kandal	0	0	0	0	0	0	0	0	0	0	0	0	4585	4754	5700
Krong Prey Veng	0	0	0	0	0	0	0	0	0	0	0	0	1589	1583	1593
OD Baphnom	0	0	0	0	0	0	0	0	0	0	0	0	4559	4875	5435
Peam Chor	0	0	0	0	0	0	0	0	0	0	0	0	3545	3432	3236
Kanhchriech	0	0	0	0	0	0	0	0	0	0	0	0	2973	3330	2579
<b>Provincial Total</b>	<b>163</b>	<b>31</b>	<b>0</b>	<b>0</b>	<b>0</b>	<b>0</b>	<b>0</b>	<b>0</b>	<b>0</b>	<b>0</b>	<b>38</b>	<b>0</b>	<b>56645</b>	<b>55065</b>	<b>52615</b>
<b>Pursat</b>															
Pursat Prov. Hosp._PH	45	22	0	0	0	0	0	0	0	0	0	0	11	0	0
Bakan	0	0	0	0	0	0	0	0	0	0	0	0	7006	7665	7759
Sampov Meas	0	0	0	0	0	0	0	0	0	0	0	0	4094	4005	4342
Kravanh	0	0	0	0	0	0	0	0	0	0	0	0	3493	4626	3987
Krakor	0	0	0	0	0	0	0	0	0	0	0	0	3507	3730	3788
<b>Provincial Total</b>	<b>45</b>	<b>22</b>	<b>0</b>	<b>0</b>	<b>0</b>	<b>0</b>	<b>0</b>	<b>0</b>	<b>0</b>	<b>0</b>	<b>0</b>	<b>0</b>	<b>18111</b>	<b>20026</b>	<b>19876</b>
<b>Ratanakiri</b>															
Ratanakiri Prov Hosp._PH	32	6	0	0	0	8	0	0	0	0	0	0	0	0	0
Banlong	0	0	0	0	0	0	0	0	0	0	0	10	7119	8056	8137
Borkeo	0	0	0	0	0	0	0	0	0	0	0	0	3985	4258	3865
<b>Provincial Total</b>	<b>32</b>	<b>6</b>	<b>0</b>	<b>0</b>	<b>0</b>	<b>8</b>	<b>0</b>	<b>0</b>	<b>0</b>	<b>0</b>	<b>0</b>	<b>10</b>	<b>11104</b>	<b>12314</b>	<b>12002</b>
<b>Siemreap</b>															
Siem Reap Prov. Hosp._PH	0	2	0	0	0	0	0	0	0	0	0	0	9	0	79
Kralanh	0	0	0	0	0	0	0	0	0	0	0	0	8623	9050	9073
Siem Reap	0	0	0	0	0	0	0	0	0	0	1	1	18664	19578	20060
Sot Nikum	25	18	0	0	0	0	1	0	0	0	0	0	15376	16374	17527
Angkor Chhum	31	17	0	0	0	0	1	0	0	0	0	0	15393	16018	16199
<b>Provincial Total</b>	<b>56</b>	<b>37</b>	<b>0</b>	<b>0</b>	<b>0</b>	<b>0</b>	<b>2</b>	<b>0</b>	<b>0</b>	<b>0</b>	<b>1</b>	<b>1</b>	<b>58065</b>	<b>61020</b>	<b>62938</b>
<b>Sihanoukville</b>															
Preah Sihanouk Prov. Hosp._PH	27	38	0	0	0	0	0	0	0	0	0	0	0	0	0
Preah Sihanouk	0	0	0	0	0	0	0	0	0	0	0	1	10168	10366	9423
<b>Provincial Total</b>	<b>27</b>	<b>38</b>	<b>0</b>	<b>0</b>	<b>0</b>	<b>0</b>	<b>0</b>	<b>0</b>	<b>0</b>	<b>0</b>	<b>0</b>	<b>1</b>	<b>10168</b>	<b>10366</b>	<b>9423</b>
<b>Stung Treng</b>															
Stung Treng Prov. Hosp._PH	0	0	0	0	0	0	0	0	0	0	0	0	10	14	21
Steung Treng	0	0	0	0	0	0	0	0	0	0	0	2	8084	7251	7706
<b>Provincial Total</b>	<b>0</b>	<b>0</b>	<b>0</b>	<b>0</b>	<b>0</b>	<b>0</b>	<b>0</b>	<b>0</b>	<b>0</b>	<b>0</b>	<b>0</b>	<b>2</b>	<b>8094</b>	<b>7265</b>	<b>7727</b>
<b>Svay Rieng</b>															
Svay Rieng Prov Hosp._PH	52	77	0	0	0	0	0	0	0	0	0	0	0	0	0
Chi Phu	35	0	0	0	0	0	0	0	0	0	0	0	3107	3149	3017
Romeas Hek	0	0	0	0	0	0	0	0	0	0	0	0	8453	7769	7392
Svay Rieng	0	0	0	0	0	0	0	0	0	0	0	3	8033	7638	7358
Svay Teap	0	0	0	0	0	0	0	0	0	0	0	0	3868	3512	3072
<b>Provincial Total</b>	<b>87</b>	<b>77</b>	<b>0</b>	<b>0</b>	<b>0</b>	<b>0</b>	<b>0</b>	<b>0</b>	<b>0</b>	<b>0</b>	<b>0</b>	<b>3</b>	<b>23461</b>	<b>22068</b>	<b>20839</b>
<b>Takeo</b>															

	BIRTH SPACING CONTRACEPTIVES/MATERIAL CONSUMPTION														
	TUBAL LIGATION					VASECTOMIA					CONSULTATION ON EMERGENCY CONTRACEPTION				
	2012	2013	2014	2015	2016	2012	2013	2014	2015	2016	2012	2013	2014	2015	2016
<b>Province District</b>															
Takeo Prov Hospital_PH	35	13	0	0	0	0	0	0	0	0	0	0	103	18	12
Ang ROKAR	0	0	0	0	0	0	0	0	0	0	0	0	10019	10379	10203
Bati	37	10	0	0	0	0	1	0	0	0	0	1	15633	18583	17893
Daun Keo	0	0	0	0	0	0	0	0	0	0	1	34	20870	15721	15148
Kirivong	0	0	0	0	0	0	0	0	0	0	0	6	7857	7959	7097
Prey Kabass	12	16	0	0	0	0	0	0	0	0	0	0	9584	11154	10947
Koh Andeth	0	0	0	0	0	0	0	0	0	0	0	0	4792	5082	5491
<b>Provincial Total</b>	<b>84</b>	<b>39</b>	<b>0</b>	<b>0</b>	<b>0</b>	<b>0</b>	<b>1</b>	<b>0</b>	<b>0</b>	<b>0</b>	<b>1</b>	<b>41</b>	<b>68858</b>	<b>68896</b>	<b>66791</b>
<b>Oddar Meanchey</b>															
Oddor Meanchey Prov Hosp_PH	0	0	0	0	0	0	0	0	0	0	0	0	0	6	4
Samraong	0	0	0	0	0	0	0	0	0	0	16	0	3364	8475	8570
Anlong Veng	0	0	0	0	0	0	0	0	0	0	0	0	0	3745	4181
<b>Provincial Total</b>	<b>0</b>	<b>0</b>	<b>0</b>	<b>0</b>	<b>0</b>	<b>0</b>	<b>0</b>	<b>0</b>	<b>0</b>	<b>0</b>	<b>16</b>	<b>0</b>	<b>3364</b>	<b>12226</b>	<b>12755</b>
<b>Kep</b>															
Kep Prov. Hosp._PH	0	0	0	0	0	0	0	0	0	0	0	0	167	200	144
Kep	0	0	0	0	0	0	0	0	0	0	0	0	851	980	975
<b>Provincial Total</b>	<b>0</b>	<b>0</b>	<b>0</b>	<b>0</b>	<b>0</b>	<b>0</b>	<b>0</b>	<b>0</b>	<b>0</b>	<b>0</b>	<b>0</b>	<b>0</b>	<b>1018</b>	<b>1180</b>	<b>1119</b>
<b>Pailin</b>															
Pailin Prov. Hosp._PH	0	0	0	0	0	0	0	0	0	0	0	0	0	0	0
Pailin	0	0	0	0	0	0	0	0	0	0	0	0	2176	2222	2025
<b>Provincial Total</b>	<b>0</b>	<b>0</b>	<b>0</b>	<b>0</b>	<b>0</b>	<b>0</b>	<b>0</b>	<b>0</b>	<b>0</b>	<b>0</b>	<b>0</b>	<b>0</b>	<b>2176</b>	<b>2222</b>	<b>2025</b>
<b>Tbong Khmum</b>															
Tbong Khmum			0	0	0			0	0	0			5302	5351	4342
Suong			0	0	0			0	0	0			2732	2685	2388
Kroch Chhmar			0	0	0			0	0	0			4584	4850	4494
Memut			0	0	0			0	0	0			10112	10577	10977
O Reang Ov			0	0	0			0	0	0			3428	3477	3840
Ponhea Krek			0	0	0			0	0	0			6909	14421	8201
Dambae			0	0	0			0	0	0			4146	8474	4597
<b>Provincial Total</b>			<b>0</b>	<b>0</b>	<b>0</b>			<b>0</b>	<b>0</b>	<b>0</b>			<b>37213</b>	<b>49835</b>	<b>38839</b>
<b>Total</b>	<b>1094</b>	<b>612</b>	<b>0</b>	<b>0</b>	<b>0</b>	<b>11</b>	<b>15</b>	<b>0</b>	<b>0</b>	<b>0</b>	<b>308</b>	<b>136</b>	<b>695175</b>	<b>724256</b>	<b>714113</b>
<b>National Hospital</b>															
Ang Duong	0	0	0	0	0	0	0	0	0	0	0	0	0	0	0
Angkor Pediatric Hospital	0	0				0	0				0	0		24	0
Calmette	0	22	0	0	0	0	0	0	0	0	0	0	27	0	0
CENAT	0	0	0	0	0	0	0	0	0	0	0	0	0	0	0
JaYa 7	0	0	0	0	0	0	0	0	0	0	0	0	0	0	0
Khmer-Soviet Friendship	0	0	0	0	0	0	1	0	0	0	0	0	0	0	0
Kossamak	0	0	0	0	0	0	0	0	0	0	0	0	0	0	0
Kantha Bopha	0	0	0	0	0	0	0	0	0	0	0	0	0	412	78
MCH	0	0	0	0	0	0	0	0	0	0	0	0	520	0	0
National Pediatric	0	0	0	0	0	0	0	0	0	0	0	0	0	436	78
<b>Provincial Total</b>	<b>0</b>	<b>22</b>	<b>0</b>	<b>0</b>	<b>0</b>	<b>0</b>	<b>1</b>	<b>0</b>	<b>0</b>	<b>0</b>	<b>0</b>	<b>0</b>	<b>547</b>		
<b>Total Country</b>	<b>1094</b>	<b>634</b>	<b>0</b>	<b>0</b>	<b>0</b>	<b>11</b>	<b>16</b>	<b>0</b>	<b>0</b>	<b>0</b>	<b>308</b>	<b>136</b>	<b>695722</b>	<b>724692</b>	<b>714191</b>

	DTP3-HEPB-HIB3 FOR CHILDREN UNDER 1 YEAR					NUMBER OF CHILDREN 6-59 MONTHS THAT RECEIVED VITAMIN A DURING THE LAST 6 MONTHS					NUMBER OF CHILDREN 12-59 MONTHS WHO RECEIVED ONE MEBENDAZOLE DOSE DURING THE LAST 6 MONTHS				
	2012	2013	2014	2015	2016	2012	2013	2014	2015	2016	2012	2013	2014	2015	2016
<b>Province District</b>															
<b>Banteay Meanchey</b>															
Cambodia-Japan Friendship PH_PH	6	3	0	0	0	0	0	0	0	0	0	0	0	0	0
Mongkol Borei	6197	6012	6028	6101	5845	25344	49826	28776	47855	43885	16803	33189	24530	20368	23285
Poipet	5766	5479	6157	6364	6030	23946	43863	27063	46351	42598	16144	27665	29227	20192	19015
Preah Net Preah	3118	3213	3299	3385	3501	14780	29272	23280	32825	31236	10541	18379	24034	14869	14493
Thma Puok	2690	2702	2430	2423	2571	11789	12168	10449	26030	24100	7752	7757	12615	10706	9517
<b>Provincial Total</b>	<b>17777</b>	<b>17409</b>	<b>17914</b>	<b>18273</b>	<b>17947</b>	<b>75859</b>	<b>135129</b>	<b>89568</b>	<b>153061</b>	<b>141819</b>	<b>51240</b>	<b>86990</b>	<b>90406</b>	<b>66135</b>	<b>66310</b>
<b>Battambang</b>															
Battambang Provincial Hosp._PH	0	0	0	0	0	0	0	0	0	0	0	0	0	0	0
Thmar Koul	5028	5210	5287	5160	5174	15927	41853	21710	41491	40781	13707	31300	17330	19129	18444
Maung Russei	5029	4890	4647	4669	4708	17705	39668	25381	38603	38650	10533	26284	22494	14638	16586
Sampov Luon	3736	3369	3367	3153	3781	2887	28096	20689	15362	23753	3801	20834	18453	3587	9026
Battambang	8421	8206	8468	7571	7931	29631	71756	33720	56236	54257	20493	49376	27610	25645	25011
Sangkae	4590	4416	4581	4410	4726	17991	40012	18792	38741	38275	13787	29130	15926	17511	16763
<b>Provincial Total</b>	<b>26804</b>	<b>26091</b>	<b>26350</b>	<b>24963</b>	<b>26320</b>	<b>84141</b>	<b>221385</b>	<b>120292</b>	<b>190433</b>	<b>195716</b>	<b>62321</b>	<b>156924</b>	<b>101813</b>	<b>80510</b>	<b>85830</b>
<b>Kampong Cham</b>															
Kampong Cham Prov. Hosp._PH	0	0	0	0	0	0	0	0	0	0	0	0	0	0	0
Chamkar Leu	3234	3084	2641	3181	2850	12837	24874	13560	24113	24560	8971	19063	12217	9701	12081
Choeung Prey	2547	2609	2567	2477	2552	9247	11517	13181	18030	16785	6094	8677	12290	10534	10488
Kampong Cham - Kg. Siem	6230	5597	4047	3876	3746	20465	42815	13573	27322	27908	14912	34096	12490	13274	14870
Prey Chhor	4830	4616	3437	3213	3116	18209	19397	12537	28653	27383	13689	14853	13044	11703	11899
Srey Santhor	3370	3165	1804	1781	1655	15465	37145	5796	12145	14227	11040	25784	7519	8912	8889
Stueng Trang	3415	3202	2860	2523	2546	10329	19747	8440	14929	12904	7257	15294	5878	5718	6420
Batheay	3023	2738	2578	2739	2510	10287	16532	13333	20059	18519	9007	16693	14283	12851	8556
Koh Sotin	0	0	1528	1526	1390	0	0	5807	12350	13597	0	0	3939	4878	4806
Kang Meas	0	0	2166	1995	1998	0	0	10338	17300	15723	0	0	6768	11283	6306
<b>Provincial Total</b>	<b>26649</b>	<b>25011</b>	<b>23628</b>	<b>23311</b>	<b>22363</b>	<b>96839</b>	<b>172027</b>	<b>96565</b>	<b>174901</b>	<b>171606</b>	<b>70970</b>	<b>134460</b>	<b>88428</b>	<b>88854</b>	<b>84315</b>
<b>Kampong Chhnang</b>															
Kampong Chhnang_ Prov Hosp_PH	0	0	0	0	0	0	0	0	0	0	0	0	0	0	0
Kampong Chhnang	6497	5258	5484	4283	4926	19893	45059	20188	20040	25857	10707	19467	17612	16712	11932
Boribo	4366	4778	5165	5278	5173	16637	35811	18046	36108	38416	10180	23397	18462	14467	14401
Phnom Srouch	3166	2950	2825	2717	2742	11522	24826	8823	10653	7860	6759	9743	8301	5557	5133
<b>Provincial Total</b>	<b>14029</b>	<b>12986</b>	<b>13474</b>	<b>12278</b>	<b>12841</b>	<b>48052</b>	<b>105696</b>	<b>47057</b>	<b>66801</b>	<b>72133</b>	<b>27646</b>	<b>52607</b>	<b>44375</b>	<b>36736</b>	<b>31466</b>
<b>Kampong Speu</b>															
Kampong Speu Prov. Hosp._PH	0	0	0	0	0	0	0	0	0	0	0	0	0	0	0
Kampong Speu	8419	7670	5793	6239	5949	43865	39072	13858	18013	23705	28322	26723	20329	18452	16415
Kong Pisey	5325	4409	4854	4581	4612	24446	26588	31126	21817	19637	19030	16602	33750	10016	11792
Ou Dongk	2595	2399	2504	2327	2396	16429	25880	12666	27862	25384	10908	12640	9063	13060	11282
Phnom Srouch	0	0	905	1950	2148	0	0	2336	4622	9862	0	0	2098	2749	4560
<b>Provincial Total</b>	<b>16339</b>	<b>14478</b>	<b>14056</b>	<b>15097</b>	<b>15105</b>	<b>84740</b>	<b>91540</b>	<b>59986</b>	<b>72314</b>	<b>78588</b>	<b>58260</b>	<b>55965</b>	<b>65240</b>	<b>44277</b>	<b>44049</b>
<b>Kampong Thom</b>															
Kampong Thom Prov. Hosp._PH	0	0	0	0	0	0	0	0	0	0	0	0	130	0	0
Baray and Santuk	5682	4990	4858	4970	4915	26507	31256	1706	3325	3013	15870	18083	1483	5832	3705
Kampong Thom	6309	5618	5863	5705	5464	24673	41073	7476	10413	10216	15916	27230	9876	4866	7633
Stong	3418	2556	2997	3012	3162	14710	32256	9762	11761	7208	10816	10322	8941	3214	3428
<b>Provincial Total</b>	<b>15409</b>	<b>13164</b>	<b>13718</b>	<b>13687</b>	<b>13541</b>	<b>65890</b>	<b>104585</b>	<b>18944</b>	<b>25499</b>	<b>20437</b>	<b>42602</b>	<b>55635</b>	<b>20430</b>	<b>13912</b>	<b>14766</b>

	DTP3-HEPB-HIB3 FOR CHILDREN UNDER 1 YEAR					NUMBER OF CHILDREN 6-59 MONTHS THAT RECEIVED VITAMIN A DURING THE LAST 6 MONTHS					NUMBER OF CHILDREN 12-59 MONTHS WHO RECEIVED ONE MEBENDAZOLE DOSE DURING THE LAST 6 MONTHS				
	2012	2013	2014	2015	2016	2012	2013	2014	2015	2016	2012	2013	2014	2015	2016
<b>Province District</b>															
<b>Kampot</b>															
Kampot Prov. Hosp._PH	0	0	0	0	0	0	0	0	0	0	0	0	0	0	0
Angkor Chey	2569	2798	2966	2821	2664	10800	21174	10952	21229	21409	9160	12849	10362	10746	11343
Chhouk	3942	3871	4406	4328	4272	17536	27365	11039	21283	16794	13911	18299	7368	11276	11267
Kampong Trach	3245	3346	3484	3213	3509	14805	26844	13416	19920	24959	9813	21284	9861	12863	12467
Kampot	2729	2761	3121	3108	3114	13288	18616	11703	19409	19878	8144	12483	8972	8274	7177
<b>Provincial Total</b>	<b>12485</b>	<b>12776</b>	<b>13977</b>	<b>13470</b>	<b>13559</b>	<b>56429</b>	<b>93999</b>	<b>47110</b>	<b>81841</b>	<b>83040</b>	<b>41028</b>	<b>64915</b>	<b>36563</b>	<b>43159</b>	<b>42254</b>
<b>Kandal</b>															
Cheychnash Hosp._PH	0	0	0	0	0	0	18	0	0	0	2	24	9	4	3
Ang Snuol	2212	2732	2650	3409	3280	6096	6097	3851	11668	13239	5075	6055	6923	6502	8946
Kean Svay	3571	3674	2199	2857	3282	14252	31901	9602	21935	25472	10249	20726	11819	9440	10238
Koh Thom	3791	3880	4038	4196	3696	14512	31454	16130	32670	37688	9191	20958	13729	19159	13628
Ksach Kandal	2734	2865	3130	2994	3257	12087	27224	12060	26566	28410	7253	18901	14059	11765	11922
Muk Kam Poul	1838	1783	1911	1919	1966	6465	14407	6599	13026	12440	4517	10644	6682	6552	5822
Ponhea Leu	2215	2226	2079	1929	2395	7107	9089	6378	8243	10883	5521	6134	5327	3566	17465
Saang	3885	3843	3471	3913	4087	14740	29745	7704	29241	27748	9783	18837	5233	11954	13722
Takhmao	4977	4978	3006	3690	3564	17824	18212	13050	31060	24341	10326	9480	5441	9568	19614
Lvea Em	1703	1837	1792	2034	2235	7437	6171	6923	13626	13417	4693	3047	6182	9499	6855
Leuk Deak	0	0	1358	1494	1424	0	0	5563	11170	11024	0	0	6463	5358	5203
<b>Provincial Total</b>	<b>26926</b>	<b>27818</b>	<b>25634</b>	<b>28435</b>	<b>29186</b>	<b>100520</b>	<b>174318</b>	<b>87860</b>	<b>199205</b>	<b>204662</b>	<b>66610</b>	<b>114806</b>	<b>81867</b>	<b>93367</b>	<b>113418</b>
<b>Koh Kong</b>															
Koh Kong Prov. Hosp._PH	0	0	0	0	0	0	0	0	0	0	0	0	0	0	0
Smach Mean Chey	1365	1336	1461	1449	1473	6040	13183	6276	12585	12969	4599	10322	5643	5645	5683
Srae Ambel	1445	1530	1562	1457	1385	6231	13040	6611	13688	13768	4245	8646	5664	6002	6370
<b>Provincial Total</b>	<b>2810</b>	<b>2866</b>	<b>3023</b>	<b>2906</b>	<b>2858</b>	<b>12271</b>	<b>26223</b>	<b>12887</b>	<b>26273</b>	<b>26737</b>	<b>8844</b>	<b>18968</b>	<b>11307</b>	<b>11647</b>	<b>12053</b>
<b>Kratie</b>															
Kratie Prov. Hosp._PH	0	0	0	0	0	0	0	0	0	0	0	0	0	0	0
Chhlong	1993	1992	2696	2472	2783	8819	9931	7482	17593	13753	6823	7466	7056	9088	6298
Kratie	5782	5274	5271	4521	5019	18581	22941	20991	31898	33114	10277	19026	20426	15448	22332
<b>Provincial Total</b>	<b>7775</b>	<b>7266</b>	<b>7967</b>	<b>6993</b>	<b>7802</b>	<b>27400</b>	<b>32872</b>	<b>28473</b>	<b>49491</b>	<b>46867</b>	<b>17100</b>	<b>26492</b>	<b>27482</b>	<b>24536</b>	<b>28630</b>
<b>Mondul Kiri</b>															
Mondul Kiri Prov Hosp._PH	0	0	0	0	0	0	0	0	0	0	0	0	0	0	0
Sen Monorom	1829	1730	1786	1819	2156	8236	15067	7233	14728	15934	4459	9897	6266	7563	6526
<b>Provincial Total</b>	<b>1829</b>	<b>1730</b>	<b>1786</b>	<b>1819</b>	<b>2156</b>	<b>8236</b>	<b>15067</b>	<b>7233</b>	<b>14728</b>	<b>15934</b>	<b>4459</b>	<b>9897</b>	<b>6266</b>	<b>7563</b>	<b>6526</b>
<b>Phnom Penh</b>															
Municipal Hospital_PH	0	0	0	0	0	0	0	0	0	0	0	0	0	0	0
Mekong	3824	3929	4662	5115	6229	16711	45264	3602	1297	1717	10297	34777	3427	871	486
Chaktomouk	5760	6212	7676	7834	10159	2769	57371	5274	8814	7017	2209	30324	31308	2531	2843
Por Senchey	3039	3730	3130	3840	3942	7432	1878	1288	3057	5682	6457	3955	1795	2319	3162
Bassak	7656	7868	8533	8454	8915	27985	17859	34899	18603	7901	19735	12125	34643	18783	1708
Sen Sok	4658	4953	2957	3419	4311	3513	2379	456	3056	5714	2468	1948	560	1055	2214
Dang Koa	0	0	1748	2399	2834	0	0	574	341	311	0	0	515	240	434
Preaek Phnov	0	0	1176	2036	1392	0	0	20	242	1008	0	0	82	661	595
<b>Provincial Total</b>	<b>24937</b>	<b>26692</b>	<b>29882</b>	<b>33097</b>	<b>37782</b>	<b>58410</b>	<b>124751</b>	<b>46113</b>	<b>35410</b>	<b>29350</b>	<b>41166</b>	<b>83129</b>	<b>72330</b>	<b>26460</b>	<b>11442</b>
<b>Preah Vihear</b>															
P Vihear 16 Makara Prov Hos_PH	402	425	481	480	527	269	619	350	738	250	0	94	266	306	110
Tbeng Meanchey	4630	4266	4860	4218	4647	24516	45913	26103	37850	37714	15687	30506	24064	17702	16358
<b>Provincial Total</b>	<b>5032</b>	<b>4691</b>	<b>5341</b>	<b>4698</b>	<b>5174</b>	<b>24785</b>	<b>46532</b>	<b>26453</b>	<b>38588</b>	<b>37964</b>	<b>15687</b>	<b>30600</b>	<b>24330</b>	<b>18008</b>	<b>16468</b>

	DTP3-HEPB-HIB3 FOR CHILDREN UNDER 1 YEAR					NUMBER OF CHILDREN 6-59 MONTHS THAT RECEIVED VITAMIN A DURING THE LAST 6 MONTHS					NUMBER OF CHILDREN 12-59 MONTHS WHO RECEIVED ONE MEBENDAZOLE DOSE DURING THE LAST 6 MONTHS				
	2012	2013	2014	2015	2016	2012	2013	2014	2015	2016	2012	2013	2014	2015	2016
<b>Province District</b>															
<b>Prey Veng</b>															
Prey Veng Prov. Hosp._PH	0	0	25	0	0	0	0	0	0	0	0	0	0	0	0
Kamchay Mear	2268	2150	1738	1615	1737	13629	22332	6749	13511	11640	9085	19476	5963	6992	4006
Kampong Trabek	2223	2568	2717	1999	2070	11631	25488	12242	18150	20825	8624	16850	14568	9211	9309
Mesang	2335	2195	2020	2086	2239	11610	23496	10379	14236	15714	8425	19188	8804	10014	7813
Peam Ror	3093	3132	1542	1160	1116	16577	32327	10050	2977	2620	11614	24371	10760	3853	3739
Pearaing	4320	4118	2607	2723	2869	19131	34470	10433	19751	19477	13144	22460	9197	8649	8663
Preah Sdach	2766	2801	3169	3062	2846	11168	23125	10506	17008	19411	7892	15081	12350	8140	8214
Svay Antor	3649	3427	1785	1779	1867	20469	19598	12034	19865	18820	14469	12495	10189	9017	11579
Sithor Kandal	0	0	1348	1508	1705	0	0	6026	11895	13299	0	0	5286	5339	5995
Krong Prey Veng	0	0	766	1336	1296	0	0	2430	12057	10335	0	0	1909	5420	5603
OD Baphnom	0	0	1958	1518	1480	0	0	12343	9435	8998	0	0	12654	8081	7281
Peam Chor	0	0	1280	1103	1031	0	0	6370	6651	6052	0	0	6421	3319	4102
Kanhchriech	0	0	1360	1185	1241	0	0	6404	11389	11462	0	0	5799	5939	5404
<b>Provincial Total</b>	<b>20654</b>	<b>20391</b>	<b>22315</b>	<b>21074</b>	<b>21497</b>	<b>104215</b>	<b>180836</b>	<b>105966</b>	<b>156925</b>	<b>158653</b>	<b>73253</b>	<b>129921</b>	<b>103900</b>	<b>83974</b>	<b>81708</b>
<b>Pursat</b>															
Pursat Prov. Hosp._PH	0	0	0	0	0	0	0	0	0	0	0	0	0	0	0
Bakan	3174	3099	3340	3524	3410	13119	26101	14964	28145	29219	8867	17103	15704	11990	13635
Sampov Meas	7176	6513	2832	2656	2748	29690	30841	13673	20477	26119	18840	16557	14760	11677	11995
Kravanh	0	0	1942	1886	2057	0	0	7477	13017	14117	0	0	7022	7774	6927
Krakor	0	0	2329	2247	2114	0	0	11159	17160	17595	0	0	7223	6987	8103
<b>Provincial Total</b>	<b>10350</b>	<b>9612</b>	<b>10443</b>	<b>10313</b>	<b>10329</b>	<b>42809</b>	<b>56942</b>	<b>47273</b>	<b>78799</b>	<b>87050</b>	<b>27707</b>	<b>33660</b>	<b>44709</b>	<b>38428</b>	<b>40660</b>
<b>Ratanakiri</b>															
Ratanakiri Prov. Hosp._PH	0	0	0	0	0	0	0	0	0	0	0	0	0	0	0
Banlong	6209	4550	3403	3559	3500	21259	34611	16981	27539	24380	14216	19723	17114	15793	11225
Borkeo	0	0	1764	1830	1953	0	0	8773	12055	14853	0	0	10996	6230	8970
<b>Provincial Total</b>	<b>6209</b>	<b>4550</b>	<b>5167</b>	<b>5389</b>	<b>5453</b>	<b>21259</b>	<b>34611</b>	<b>25754</b>	<b>39594</b>	<b>39233</b>	<b>14216</b>	<b>19723</b>	<b>28110</b>	<b>22023</b>	<b>20195</b>
<b>Siemreap</b>															
Siem Reap Prov. Hosp._PH	0	0	0	0	0	0	0	0	0	0	0	0	0	0	0
Kralanh	3110	3074	3214	3172	3061	14062	26445	13712	27659	26341	9706	17675	12161	12047	10466
Siem Reap	9419	9951	10367	9800	10862	34789	79077	40799	83357	83819	22868	52357	35871	35655	36542
Sot Nikum	7695	7206	7784	7223	7327	36378	75924	39020	69204	64945	24604	51398	30431	35561	28417
Angkor Chhum	5382	5524	5081	5663	5722	24306	49904	23477	49799	51817	16920	35214	20875	21442	22253
<b>Provincial Total</b>	<b>25606</b>	<b>25755</b>	<b>26446</b>	<b>25858</b>	<b>26972</b>	<b>109535</b>	<b>231350</b>	<b>117008</b>	<b>230019</b>	<b>226922</b>	<b>74098</b>	<b>156644</b>	<b>99338</b>	<b>104705</b>	<b>97678</b>
<b>Sihanoukville</b>															
Preah Sihanouk Prov. Hosp._PH	0	0	0	0	0	0	0	0	0	0	0	0	0	0	0
Preah Sihanouk	5241	5089	4755	4938	5073	15857	31460	11530	22378	24394	12274	25595	7298	9970	17008
<b>Provincial Total</b>	<b>5241</b>	<b>5089</b>	<b>4755</b>	<b>4938</b>	<b>5073</b>	<b>15857</b>	<b>31460</b>	<b>11530</b>	<b>22378</b>	<b>24394</b>	<b>12274</b>	<b>25595</b>	<b>7298</b>	<b>9970</b>	<b>17008</b>
<b>Stung Treng</b>															
Stung Treng Prov. Hosp._PH	0	0	0	0	0	0	0	0	0	0	0	0	0	0	0
Stung Treng	3127	2972	3883	4564	3976	11922	31688	11497	22845	25477	8395	17351	10261	6331	11818
<b>Provincial Total</b>	<b>3127</b>	<b>2972</b>	<b>3883</b>	<b>4564</b>	<b>3976</b>	<b>11922</b>	<b>31688</b>	<b>11497</b>	<b>22845</b>	<b>25477</b>	<b>8395</b>	<b>17351</b>	<b>10261</b>	<b>6331</b>	<b>11818</b>
<b>Svay Rieng</b>															
Svay Rieng Prov. Hosp._PH	0	0	0	0	0	0	0	0	0	0	0	0	0	0	0
Chi Phu	2169	2338	2142	2190	2461	9022	19635	9366	15958	13556	5522	11113	7616	10327	5772
Romeas Hek	2525	2194	2496	2191	2652	11864	8946	10844	12725	13997	8294	4573	12258	5261	8069
Svay Rieng	6164	6136	4100	4038	3983	29775	27027	19909	34392	26228	18184	17826	18046	15973	20436
Svay Teap	0	0	2676	2944	2519	0	0	10946	16114	18334	0	0	9375	10582	8425
<b>Provincial Total</b>	<b>10858</b>	<b>10668</b>	<b>11414</b>	<b>11363</b>	<b>11615</b>	<b>50661</b>	<b>55608</b>	<b>51065</b>	<b>79189</b>	<b>72115</b>	<b>32000</b>	<b>33512</b>	<b>47295</b>	<b>42143</b>	<b>42702</b>
<b>Takeo</b>															

	DTP3-HEPB-HIB3 FOR CHILDREN UNDER 1 YEAR					NUMBER OF CHILDREN 6-59 MONTHS THAT RECEIVED VITAMIN A DURING THE LAST 6 MONTHS					NUMBER OF CHILDREN 12-59 MONTHS WHO RECEIVED ONE MEBENDAZOLE DOSE DURING THE LAST 6 MONTHS				
	2012	2013	2014	2015	2016	2012	2013	2014	2015	2016	2012	2013	2014	2015	2016
<b>Province District</b>															
Takeo Prov Hospital_PH	0	0	0	0	0	0	4	3	0	0	37	32	2	0	0
Ang Rokar	3212	3116	3001	2939	3109	14795	25439	24585	24464	25600	10183	19365	22630	11761	11866
Bati	4175	4127	4826	4747	4497	20872	44583	20992	38469	38101	11440	29351	15375	16308	16812
Daun Keo	4934	5100	5384	5425	5894	24220	56128	20398	42911	41952	17586	34383	24022	33880	23703
Kirivong	4497	4029	2388	2386	2351	25591	45305	13818	25824	26085	17388	30631	18176	14269	12142
Prey Kabass	3148	3135	3404	3120	3295	17515	30808	16753	32350	32655	11133	16964	15154	20680	12848
Koh Andeth	0	0	1700	1620	1699	0	0	10364	19959	20984	0	0	11042	9193	10892
<b>Provincial Total</b>	<b>19966</b>	<b>19507</b>	<b>20703</b>	<b>20237</b>	<b>20845</b>	<b>102993</b>	<b>202267</b>	<b>106913</b>	<b>183977</b>	<b>185377</b>	<b>67767</b>	<b>130726</b>	<b>106401</b>	<b>106091</b>	<b>88263</b>
<b>Oddar Meanchey</b>															
Oddor Meanchey Prov Hosp_PH	0	0	0	0	0	0	0	0	0	0	0	0	0	0	0
Samraong	6302	6022	1976	3341	3386	26618	49203	3241	24742	23417	17736	32055	5016	11664	10638
Anlong Veng	0	0	1292	2555	2630	0	0	74	18675	19024	0	0	246	9270	10260
<b>Provincial Total</b>	<b>6302</b>	<b>6022</b>	<b>3268</b>	<b>5896</b>	<b>6016</b>	<b>26618</b>	<b>49203</b>	<b>3315</b>	<b>43417</b>	<b>42441</b>	<b>17736</b>	<b>32055</b>	<b>5262</b>	<b>20934</b>	<b>20898</b>
<b>Kep</b>															
Kep Prov. Hosp._PH	0	0	0	0	0	0	0	0	0	0	0	0	0	0	0
Kep	713	749	759	805	824	2529	6700	2939	6569	7797	1547	3252	2673	2841	2517
<b>Provincial Total</b>	<b>713</b>	<b>749</b>	<b>759</b>	<b>805</b>	<b>824</b>	<b>2529</b>	<b>6700</b>	<b>2939</b>	<b>6569</b>	<b>7797</b>	<b>1547</b>	<b>3252</b>	<b>2673</b>	<b>2841</b>	<b>2517</b>
<b>Pailin</b>															
Pailin Prov. Hosp._PH	0	0	0	0	0	0	0	0	0	0	0	0	0	0	0
Pailin	1506	1694	1494	1586	1830	5416	7614	4732	3613	4605	3773	5957	3469	2379	2133
<b>Provincial Total</b>	<b>1506</b>	<b>1694</b>	<b>1494</b>	<b>1586</b>	<b>1830</b>	<b>5416</b>	<b>7614</b>	<b>4732</b>	<b>3613</b>	<b>4605</b>	<b>3773</b>	<b>5957</b>	<b>3469</b>	<b>2379</b>	<b>2133</b>
<b>Tbong Khmum</b>															
Tbong Khmum			3734	3472	3463			16570	32995	32572			16640	18400	12979
Suong			1412	1217	1225			5263	10292	8537			8385	5788	11781
Kroch Chhmar			1925	2099	2150			4172	10220	9799			5053	4525	5085
Memut			3919	3839	3832			13925	31648	30703			12332	12744	14203
O Reang Ov			2314	1919	1981			6503	14609	13012			5981	5290	7063
Ponhea Krek			3409	2945	3136			14139	33808	29875			11890	12695	10511
Dambae			1775	1660	1660			9311	12869	13911			11484	7197	6394
<b>Provincial Total</b>			<b>18488</b>	<b>17151</b>	<b>17447</b>			<b>69883</b>	<b>146441</b>	<b>138409</b>			<b>71765</b>	<b>66639</b>	<b>68016</b>
<b>Total</b>	<b>309333</b>	<b>299987</b>	<b>325885</b>	<b>328201</b>	<b>338511</b>	<b>1237386</b>	<b>2232403</b>	<b>1246416</b>	<b>2142311</b>	<b>2137326</b>	<b>840699</b>	<b>1479784</b>	<b>1201318</b>	<b>1061622</b>	<b>1051123</b>
<b>National Hospital</b>															
Ang Duong	0	0	0	0	0	0	0	0	0	0	0	0	0	0	0
Angkor Pediatric Hospital	0	0				0	0	0			0	0			0
Calmette	0	0	0	0	0	0	0	0	0	0	0	0	0	0	0
CENAT	0	0	0	0	0	0	0	0	0	0	0	0	0	0	0
JaYa 7	0	0	0	556	1628	0	0	0	0	564	0	0	0	0	0
Khmer-Soviet Friendship	718	550	168	452	618	0	0	0	0	0	0	0	0	0	0
Kossamak	0	0	0	0	0	0	0	0	0	0	0	0	0	0	0
Kantha Bopha	1873	1823	1416	2230	1619	0	0	0	0	0	0	0	0	0	0
MCH	1952	1710	1476	1545	1898	0	0	0	0	0	0	0	0	0	0
National Pediatric	2956	2811	2820	2849	3170	0	0	0	0	0	0	0	0	0	0
<b>Provincial Total</b>	<b>7499</b>	<b>6894</b>	<b>5880</b>	<b>7632</b>	<b>8933</b>	<b>0</b>	<b>0</b>	<b>0</b>	<b>0</b>	<b>564</b>	<b>0</b>	<b>0</b>	<b>0</b>	<b>0</b>	<b>0</b>
<b>Total Country</b>	<b>316832</b>	<b>306881</b>	<b>331765</b>	<b>335833</b>	<b>347444</b>	<b>1237386</b>	<b>1078007</b>	<b>1246416</b>	<b>1100898</b>	<b>1100518</b>	<b>840699</b>	<b>730437</b>	<b>1201318</b>	<b>1061622</b>	<b>1051123</b>

	IPD TB DISCHARGES					IPD TB MORTALITY					IPD LEPROSY DISCHARGES				
	2012	2013	2014	2015	2016	2012	2013	2014	2015	2016	2012	2013	2014	2015	2016
<b>Province District</b>															
<b>Banteay Meanchey</b>															
Cambodia-Japan Friendship PH_PH	221	173	0	0	93	22	16	11	3	5			0	0	0
Mongkol Borei	34	33	8	0	19	4	0	0	2	3			0	0	0
Poipet	79	136	3	0	72	0	0	0	0	1			0	0	0
Preah Net Preah	100	103	16	0	64	1	2	1	0	2			0	0	0
Thma Puok	89	82	0	0	36	0	0	2	1	1			0	0	0
<b>Provincial Total</b>	<b>523</b>	<b>527</b>	<b>27</b>	<b>0</b>	<b>284</b>	<b>27</b>	<b>18</b>	<b>14</b>	<b>6</b>	<b>12</b>			<b>0</b>	<b>0</b>	<b>0</b>
<b>Battambang</b>															
Battambang Provincial Hosp._PH	316	345	128	0	272	32	26	21	38	30			25	23	22
Thmar Koul	26	21	0	0	1	0	1	0	0	0			1	0	0
Maung Russei	122	92	64	0	87	6	2	6	2	0			0	0	0
Sampov Luon	7	3	2	0	6	0	0	1	0	0			0	0	0
Battambang	50	36	1	0	3	1	0	0	0	0			0	0	0
Sangkae	55	98	50	0	66	0	0	0	1	1			0	0	0
<b>Provincial Total</b>	<b>576</b>	<b>595</b>	<b>245</b>	<b>0</b>	<b>435</b>	<b>39</b>	<b>29</b>	<b>28</b>	<b>41</b>	<b>31</b>			<b>26</b>	<b>23</b>	<b>22</b>
<b>Kampong Cham</b>															
Kampong Cham Prov. Hosp._PH	598	869	469	0	18	9	10	10	1	0			0	0	0
Chamkar Leu	0	0	0	0	0	0	0	0	0	0			0	0	0
Choeung Prey	40	38	0	0	19	0	0	0	0	0			0	0	0
Kampong Cham - Kg. Siem	13	22	0	0	0	0	1	0	0	0			0	0	0
Prey Chhor	2	6	0	0	2	2	0	0	0	0			0	0	0
Srey Santhor	118	111	30	0	19	2	0	0	0	0			0	0	0
Stueng Trang	50	46	0	0	30	0	0	0	0	0			0	0	0
Batheay	8	0	0	0	72	0	0	1	0	0			0	0	0
Koh Sotin	0	0	0	0	10	0	0	0	0	0			0	0	0
Kang Meas	0	0	0	0	0	0	0	0	0	0			0	0	0
<b>Provincial Total</b>	<b>829</b>	<b>1092</b>	<b>499</b>	<b>0</b>	<b>170</b>	<b>13</b>	<b>11</b>	<b>11</b>	<b>1</b>	<b>0</b>			<b>0</b>	<b>0</b>	<b>0</b>
<b>Kampong Chhnang</b>															
Kampong Chhnang_ Prov Hosp._PH	96	135	0	0	95	2	1	0	0	1			0	0	0
Kampong Chhnang	51	45	0	0	6	0	0	0	0	0			0	0	0
Boribo	8	8	0	0	0	0	1	0	0	0			0	0	0
Phnom Srouch	0	0	0	0	0	0	1	0	0	0			0	0	0
<b>Provincial Total</b>	<b>155</b>	<b>188</b>	<b>0</b>	<b>0</b>	<b>101</b>	<b>2</b>	<b>3</b>	<b>0</b>	<b>0</b>	<b>1</b>			<b>0</b>	<b>0</b>	<b>0</b>
<b>Kampong Speu</b>															
Kampong Speu Prov. Hosp._PH	132	136	54	0	102	0	0	5	0	5			0	0	0
Kampong Speu	88	121	0	0	0	0	0	0	0	0			0	0	0
Kong Pisey	331	334	127	0	558	0	0	0	0	0			17	26	12
Ou Dongk	9	16	0	0	25	0	0	0	0	1			0	0	0
Phnom Srouch	0	0	0	0	0	0	0	0	0	0			0	0	0
<b>Provincial Total</b>	<b>560</b>	<b>607</b>	<b>181</b>	<b>0</b>	<b>685</b>	<b>0</b>	<b>0</b>	<b>5</b>	<b>0</b>	<b>6</b>			<b>17</b>	<b>26</b>	<b>12</b>
<b>Kampong Thom</b>															
Kampong Thom Prov. Hosp._PH	112	123	43	0	38	0	0	3	0	0			0	0	0
Baray and Santuk	48	36	2	0	30	2	0	1	0	0			0	0	0
Kampong Thom	83	113	0	0	168	0	0	0	0	0			0	0	0
Stong	32	21	2	0	9	0	0	1	0	0			0	0	0
<b>Provincial Total</b>	<b>275</b>	<b>293</b>	<b>47</b>	<b>0</b>	<b>245</b>	<b>2</b>	<b>0</b>	<b>5</b>	<b>0</b>	<b>0</b>			<b>0</b>	<b>0</b>	<b>0</b>

	IPD TB DISCHARGES					IPD TB MORTALITY					IPD LEPROSY DISCHARGES				
	2012	2013	2014	2015	2016	2012	2013	2014	2015	2016	2012	2013	2014	2015	2016
<b>Province District</b>															
<b>Kampot</b>															
Kampot Prov. Hosp._PH	109	91	0	0	79	1	0	1	0	1			0	0	0
Angkor Chey	147	97	0	0	19	2	1	1	2	2			0	0	0
Chhouk	133	125	0	0	27	2	2	4	2	0			0	0	0
Kampong Trach	65	65	0	0	15	3	3	0	0	1			0	0	0
Kampot	0	0	0	0	0	0	0	0	0	0			0	0	0
<b>Provincial Total</b>	<b>454</b>	<b>378</b>	<b>0</b>	<b>0</b>	<b>140</b>	<b>8</b>	<b>6</b>	<b>6</b>	<b>4</b>	<b>4</b>			<b>0</b>	<b>0</b>	<b>0</b>
<b>Kandal</b>															
Cheychnash Hosp._PH	149	95	23	0	0	4	0	0	0	1			0	0	0
Ang Snuol	0	0	0	0	6	0	0	0	0	0			0	0	0
Kean Svay	230	148	0	0	5	0	0	0	0	0			0	0	0
Koh Thom	47	39	1	0	4	2	2	1	0	0			0	0	0
Ksach Kandal	14	14	0	0	0	0	0	0	0	0			0	0	0
Muk Kam Poul	72	62	0	0	23	0	0	0	0	0			0	0	0
Ponhea Leu	116	65	0	0	0	0	0	0	0	0			0	0	0
Saang	57	65	35	0	91	0	0	0	1	1			0	0	0
Takhmao	24	0	0	0	19	0	0	0	0	0			0	0	0
Lvea Em	0	47	4	0	0	0	0	0	0	0			0	0	0
Leuk Deak	0	0	0	0	31	0	0	0	0	0			0	0	0
<b>Provincial Total</b>	<b>709</b>	<b>535</b>	<b>63</b>	<b>0</b>	<b>179</b>	<b>6</b>	<b>2</b>	<b>1</b>	<b>1</b>	<b>2</b>			<b>0</b>	<b>0</b>	<b>0</b>
<b>Koh Kong</b>															
Koh Kong Prov. Hosp._PH	32	43	0	0	10	2	4	2	3	2			0	0	0
Smach Mean Chey	0	0	0	0	0	0	0	0	0	0			0	0	0
Srae Ambel	0	13	0	0	0	0	0	0	0	0			0	0	0
<b>Provincial Total</b>	<b>32</b>	<b>56</b>	<b>0</b>	<b>0</b>	<b>10</b>	<b>2</b>	<b>4</b>	<b>2</b>	<b>3</b>	<b>2</b>			<b>0</b>	<b>0</b>	<b>0</b>
<b>Kratie</b>															
Kratie Prov. Hosp._PH	48	82	0	0	70	2	0	0	1	2			0	0	0
Chhlong	32	25	0	0	26	0	0	0	0	0			0	0	0
Kratie	17	24	0	0	2	0	0	1	0	0			0	0	0
<b>Provincial Total</b>	<b>97</b>	<b>131</b>	<b>0</b>	<b>0</b>	<b>98</b>	<b>2</b>	<b>0</b>	<b>1</b>	<b>1</b>	<b>2</b>			<b>0</b>	<b>0</b>	<b>0</b>
<b>Mondul Kiri</b>															
Mondul Kiri Prov Hosp._PH	15	24	28	0	34	0	0	0	0	0			0	0	0
Sen Monorom	1	3	0	0	7	0	0	1	0	1			0	0	0
<b>Provincial Total</b>	<b>16</b>	<b>27</b>	<b>28</b>	<b>0</b>	<b>41</b>	<b>0</b>	<b>0</b>	<b>1</b>	<b>0</b>	<b>1</b>			<b>0</b>	<b>0</b>	<b>0</b>
<b>Phnom Penh</b>															
Municipal Hospital_PH	18	41	21	0	6	0	0	0	0	0			0	0	0
Mekong	31	16	0	0	10	0	0	0	0	0			0	0	0
Chaktomouk	0	0	0	0	0	0	0	0	0	0			0	0	0
Por Senchey	44	22	18	0	8	0	0	0	0	0			0	0	0
Bassak	9	12	15	0	0	0	0	0	0	0			0	0	0
Sen Sok	0	2	0	0	1	0	0	0	0	0			0	0	0
Dang Koa	0	0	0	0	4	0	0	0	0	0			4	0	0
Preaek Phnov	0	0	0	0	0	0	0	0	0	0			0	0	0
<b>Provincial Total</b>	<b>102</b>	<b>93</b>	<b>54</b>	<b>0</b>	<b>29</b>	<b>0</b>	<b>0</b>	<b>0</b>	<b>0</b>	<b>0</b>			<b>4</b>	<b>0</b>	<b>0</b>
<b>Preah Vihear</b>															
P Vihear 16 Makara Prov Hos_PH	129	149	0	0	97	1	0	2	1	0			0	0	0
Tbeng Meanchey	12	0	0	0	6	0	0	0	0	0			0	0	0
<b>Provincial Total</b>	<b>141</b>	<b>149</b>	<b>0</b>	<b>0</b>	<b>103</b>	<b>1</b>	<b>0</b>	<b>2</b>	<b>1</b>	<b>0</b>			<b>0</b>	<b>0</b>	<b>0</b>



	IPD TB DISCHARGES					IPD TB MORTALITY					IPD LEPROSY DISCHARGES				
	2012	2013	2014	2015	2016	2012	2013	2014	2015	2016	2012	2013	2014	2015	2016
<b>Province District</b>															
<b>Prey Veng</b>															
Prey Veng Prov. Hosp._PH	0	0	0	0	0	0	0	0	0	0			0	0	0
Kamchay Mear	60	50	3	0	55	0	0	0	0	0			0	0	0
Kampong Trabek	9	10	0	0	0	0	0	0	0	0			0	0	0
Mesang	43	33	0	0	36	0	0	0	0	0			1	0	0
Peam Ror	281	222	0	0	23	0	0	0	0	0			0	0	0
Pearaing	83	108	0	0	9	0	0	0	0	0			0	0	0
Preah Sdach	82	91	0	0	0	0	0	0	0	0			0	0	0
Svay Antor	22	36	0	0	5	0	0	0	0	0			0	0	0
Sithor Kandal	0	0	0	0	4	0	0	0	0	0			0	0	0
Krong Prey Veng	0	0	0	0	0	0	0	0	0	0			0	0	0
OD Baphnom	0	0	0	0	0	0	0	0	0	0			0	0	0
Peam Chor	0	0	0	0	2	0	0	0	0	0			0	0	0
Kanhchriech	0	0	0	0	3	0	0	0	0	0			0	0	0
<b>Provincial Total</b>	<b>580</b>	<b>550</b>	<b>3</b>	<b>0</b>	<b>137</b>	<b>0</b>	<b>0</b>	<b>0</b>	<b>0</b>	<b>0</b>			<b>1</b>	<b>0</b>	<b>0</b>
<b>Pursat</b>															
Pursat Prov. Hosp._PH	94	78	0	0	78	2	1	2	1	1			0	0	0
Bakan	29	33	0	0	45	0	1	2	0	1			0	0	0
Sampov Meas	297	172	3	0	0	0	0	0	0	0			0	0	0
Kravanh	0	0	0	0	61	0	0	0	0	0			0	0	0
Krakor	0	0	0	0	46	0	0	0	2	1			0	0	0
<b>Provincial Total</b>	<b>420</b>	<b>283</b>	<b>3</b>	<b>0</b>	<b>230</b>	<b>2</b>	<b>2</b>	<b>4</b>	<b>3</b>	<b>3</b>			<b>0</b>	<b>0</b>	<b>0</b>
<b>Ratanakiri</b>															
Ratanakiri Prov Hosp._PH	45	63	0	0	52	3	1	2	2	0			0	0	0
Banlong	52	41	0	0	11	0	0	0	0	0			0	0	0
Borkeo	0	0	0	0	0	0	0	0	0	0			0	0	0
<b>Provincial Total</b>	<b>97</b>	<b>104</b>	<b>0</b>	<b>0</b>	<b>63</b>	<b>3</b>	<b>1</b>	<b>2</b>	<b>2</b>	<b>0</b>			<b>0</b>	<b>0</b>	<b>0</b>
<b>Siemreap</b>															
Siem Reap Prov. Hosp._PH	672	708	0	0	444	31	24	21	10	8			0	0	0
Kralanh	264	202	0	0	137	2	1	4	2	1			1	0	0
Siem Reap	21	19	0	0	0	0	0	0	0	0			0	0	0
Sot Nikum	134	128	10	0	101	3	0	3	1	1			0	0	0
Angkor Chhum	14	17	0	0	72	0	0	0	0	0			0	0	0
<b>Provincial Total</b>	<b>1105</b>	<b>1074</b>	<b>10</b>	<b>0</b>	<b>754</b>	<b>36</b>	<b>25</b>	<b>28</b>	<b>13</b>	<b>10</b>			<b>1</b>	<b>0</b>	<b>0</b>
<b>Sihanoukville</b>															
Preah Sihanouk Prov. Hosp._PH	0	0	0	0	8	0	0	0	0	0			0	0	0
Preah Sihanouk	0	0	0	0	0	0	0	0	0	0			0	0	0
<b>Provincial Total</b>	<b>0</b>	<b>0</b>	<b>0</b>	<b>0</b>	<b>8</b>	<b>0</b>	<b>0</b>	<b>0</b>	<b>0</b>	<b>0</b>			<b>0</b>	<b>0</b>	<b>0</b>
<b>Stung Treng</b>															
Stung Treng Prov. Hosp._PH	0	0	0	0	0	0	0	1	0	0			0	0	0
Steung Treng	1	1	0	0	0	0	0	0	0	0			0	0	0
<b>Provincial Total</b>	<b>1</b>	<b>1</b>	<b>0</b>	<b>0</b>	<b>0</b>	<b>0</b>	<b>0</b>	<b>1</b>	<b>0</b>	<b>0</b>			<b>0</b>	<b>0</b>	<b>0</b>
<b>Svay Rieng</b>															
Svay Rieng Prov Hosp._PH	50	6	0	0	30	1	0	0	1	1			2	0	0
Chi Phu	204	261	13	0	5	1	2	0	0	0			0	0	0
Romeas Hek	67	59	0	0	70	1	2	0	1	0			0	0	0
Svay Rieng	387	357	0	0	10	0	3	1	0	1			0	0	0
Svay Teap	0	0	0	0	130	0	0	0	2	6			0	0	0
<b>Provincial Total</b>	<b>708</b>	<b>683</b>	<b>13</b>	<b>0</b>	<b>245</b>	<b>3</b>	<b>7</b>	<b>1</b>	<b>4</b>	<b>8</b>			<b>2</b>	<b>0</b>	<b>0</b>

	IPD TB DISCHARGES					IPD TB MORTALITY					IPD LEPROSY DISCHARGES				
	2012	2013	2014	2015	2016	2012	2013	2014	2015	2016	2012	2013	2014	2015	2016
<b>Province District</b>															
<b>Takeo</b>															
Takeo Prov Hospitl_PH	398	380	0	0	164	5	5	3	4	0			0	0	2
Ang Rokar	4	3	0	0	19	0	0	0	0	0			0	0	0
Bati	180	184	9	0	42	0	0	1	1	0			0	0	0
Daun Keo	0	0	0	0	0	0	0	0	0	0			0	0	0
Kirivong	55	65	0	0	77	2	3	5	1	1			0	0	0
Prey Kabass	202	160	0	0	76	0	0	0	0	0			0	0	0
Koh Andeth	0	0	0	0	0	0	0	0	1	0			0	0	0
<b>Provincial Total</b>	<b>839</b>	<b>792</b>	<b>9</b>	<b>0</b>	<b>378</b>	<b>7</b>	<b>8</b>	<b>9</b>	<b>7</b>	<b>1</b>			<b>0</b>	<b>0</b>	<b>2</b>
<b>Oddar Meanchey</b>															
Oddor Meanchey Prov Hosp_PH	128	199	171	9	94	1	0	3	0	1			0	0	1
Samraong	0	15	43	2	0	0	0	0	0	0			0	0	0
Anlong Veng	0	0	0	0	1	0	0	0	0	0			0	0	0
<b>Provincial Total</b>	<b>128</b>	<b>214</b>	<b>214</b>	<b>11</b>	<b>95</b>	<b>1</b>	<b>0</b>	<b>3</b>	<b>0</b>	<b>1</b>			<b>0</b>	<b>0</b>	<b>1</b>
<b>Kep</b>															
Kep Prov. Hosp._PH	0	62	9	0	0	0	0	0	0	0			0	0	0
Kep	0	0	0	0	0	0	0	0	0	0			0	0	0
<b>Provincial Total</b>	<b>0</b>	<b>62</b>	<b>9</b>	<b>0</b>	<b>0</b>	<b>0</b>	<b>0</b>	<b>0</b>	<b>0</b>	<b>0</b>			<b>0</b>	<b>0</b>	<b>0</b>
<b>Pailin</b>															
Pailin Prov. Hosp._PH	30	29	46	0	43	1	0	0	1	1			7	0	0
Pailin	0	0	0	0	0	0	0	0	0	0			0	0	0
<b>Provincial Total</b>	<b>30</b>	<b>29</b>	<b>46</b>	<b>0</b>	<b>43</b>	<b>1</b>	<b>0</b>	<b>0</b>	<b>1</b>	<b>1</b>			<b>7</b>	<b>0</b>	<b>0</b>
<b>Tbong Khmum</b>															
Tbong Khmum					1			0	0	0			0	0	0
Suong					0			0	0	0			0	0	0
Kroch Chhmar					34			2	1	0			0	0	0
Memut					41			1	0	0			0	0	0
O Reang Ov					20			0	0	0			0	0	0
Ponhea Krek					7			0	0	0			0	0	0
Dambae					0			0	0	0			0	0	0
<b>Provincial Total</b>					<b>103</b>			<b>3</b>	<b>1</b>	<b>0</b>			<b>0</b>	<b>0</b>	<b>0</b>
<b>Total</b>	<b>8377</b>	<b>8463</b>	<b>1451</b>	<b>11</b>	<b>4576</b>	<b>155</b>	<b>116</b>	<b>127</b>	<b>89</b>	<b>85</b>			<b>58</b>	<b>49</b>	<b>37</b>
<b>National Hospital</b>															
Ang Duong	0	0	0	0	0	0	0	0	0	0			0	0	0
Angkor Pediatric Hospital	0	0	0	0		0	0	0	0	0					
Calmette	195	259	89	0	271	0	6	10	2	2			0	0	0
CENAT	277	255	0	0	0	14	13	0	0	0			0	0	0
JaYa 7	6138	9034	743	0	3275	1	3	5	2	1			0	0	0
Khmer-Soviet Friendship	146	226	0	0	411	11	12	19	33	17			0	0	0
Kossamak	3	28	10	0	0	0	0	0	0	0			0	0	0
Kantha Bopha	6699	7394	3788	0	690	4	2	1	2	2			0	0	0
MCH	0	0	0	0	0	0	0	0	0	0			0	0	0
National Pediatric	10	20	7	0	4	1	1	0	1	1			0	0	0
<b>Provincial Total</b>	<b>13468</b>	<b>17216</b>	<b>4637</b>	<b>0</b>	<b>4651</b>	<b>31</b>	<b>37</b>	<b>35</b>	<b>40</b>	<b>23</b>			<b>0</b>	<b>0</b>	<b>0</b>
<b>Total Country</b>	<b>21845</b>	<b>25679</b>	<b>6088</b>	<b>11</b>	<b>9227</b>	<b>186</b>	<b>153</b>	<b>162</b>	<b>127</b>	<b>108</b>			<b>58</b>	<b>49</b>	<b>37</b>

	IPD HEP-B DISCHARGES					IPD CERVICAL CANCER DISCHARGES					IPD MENTAL HEALTH DISCHARGES				
	2012	2013	2014	2015	2016	2012	2013	2014	2015	2016	2012	2013	2014	2015	2016
<b>Province District</b>															
<b>Banteay Meanchey</b>															
Cambodia-Japan Friendship PH_PH	5	4	4	1	2	27	21	4	3	0	124	66	0	0	
Mongkol Borei	0	0	1	0	3	0	0	0	0	0	43	52	10	0	
Poipet	30	18	3	10	18	5	1	0	0	1	130	103	7	0	
Preah Net Preah	1	0	0	1	0	0	0	0	0	0	49	50	3	0	
Thma Puok	6	2	3	3	6	0	0	0	0	0	7	0	0	0	
<b>Provincial Total</b>	<b>42</b>	<b>24</b>	<b>11</b>	<b>15</b>	<b>29</b>	<b>32</b>	<b>22</b>	<b>4</b>	<b>3</b>	<b>1</b>	<b>353</b>	<b>271</b>	<b>20</b>	<b>0</b>	
<b>Battambang</b>															
Battambang Provincial Hosp._PH	1	7	6	1	0	10	13	0	0	1	34	54	29	0	
Thmar Koul	6	4	0	0	0	1	0	0	0	0	22	35	0	0	
Maung Russei	0	0	1	0	0	0	0	0	0	0	0	0	0	0	
Sampov Luon	7	1	2	0	0	0	0	0	0	0	70	33	34	0	
Battambang	0	0	0	0	0	0	0	1	0	0	11	6	0	0	
Sangkae	0	0	0	0	0	0	0	0	0	0	0	0	0	0	
<b>Provincial Total</b>	<b>14</b>	<b>12</b>	<b>9</b>	<b>1</b>	<b>0</b>	<b>11</b>	<b>13</b>	<b>1</b>	<b>0</b>	<b>1</b>	<b>137</b>	<b>128</b>	<b>63</b>	<b>0</b>	
<b>Kampong Cham</b>															
Kampong Cham Prov. Hosp._PH	4	3	8	16	6	18	41	0	0	0	221	254	170	0	
Chamkar Leu	0	0	0	0	0	0	0	0	0	0	22	12	0	0	
Choeung Prey	0	0	0	9	1	0	0	0	0	0	0	0	0	0	
Kampong Cham - Kg. Siem	0	0	0	0	0	0	0	0	0	0	0	0	0	0	
Prey Chhor	0	0	0	0	0	0	0	29	0	0	0	0	0	0	
Srey Santhor	6	9	3	4	5	0	0	0	0	0	7	11	0	0	
Stueng Trang	0	0	0	0	0	0	0	0	0	0	0	0	0	0	
Batheay	0	0	0	8	0	0	0	0	2	0	0	0	0	0	
Koh Sotin	0	0	0	0	0	0	0	0	1	0	0	0	0	0	
Kang Meas	0	0	0	0	0	0	0	4	0	0	0	0	0	0	
<b>Provincial Total</b>	<b>10</b>	<b>12</b>	<b>11</b>	<b>37</b>	<b>12</b>	<b>18</b>	<b>41</b>	<b>33</b>	<b>3</b>	<b>0</b>	<b>250</b>	<b>277</b>	<b>170</b>	<b>0</b>	
<b>Kampong Chhnang</b>															
Kampong Chhnang_ Prov Hosp._PH	0	0	1	0	0	0	3	0	0	0	6	5	0	0	
Kampong Chhnang	0	0	0	1	0	0	0	2	0	0	0	2	0	0	
Boribo	1	0	0	0	0	0	0	0	0	0	4	0	0	0	
Phnom Srouch	0	0	0	0	0	0	0	1	0	0	0	0	0	0	
<b>Provincial Total</b>	<b>1</b>	<b>0</b>	<b>1</b>	<b>1</b>	<b>0</b>	<b>0</b>	<b>3</b>	<b>3</b>	<b>0</b>	<b>0</b>	<b>10</b>	<b>7</b>	<b>0</b>	<b>0</b>	
<b>Kampong Speu</b>															
Kampong Speu Prov. Hosp._PH	15	11	4	8	16	1	1	0	0	97	4	3	8	0	
Kampong Speu	0	0	0	0	0	0	0	0	0	115	0	0	0	0	
Kong Pisey	0	0	0	2	3	0	0	0	0	166	0	0	0	0	
Ou Dongk	0	2	0	0	0	0	0	0	0	0	8	1	0	0	
Phnom Srouch	0	0	0	0	0	0	0	0	0	0	0	0	0	0	
<b>Provincial Total</b>	<b>15</b>	<b>13</b>	<b>4</b>	<b>10</b>	<b>19</b>	<b>1</b>	<b>1</b>	<b>0</b>	<b>0</b>	<b>378</b>	<b>12</b>	<b>4</b>	<b>8</b>	<b>0</b>	
<b>Kampong Thom</b>															
Kampong Thom Prov. Hosp._PH	0	0	2	0	0	6	1	0	5	68	2	8	0	0	
Baray and Santuk	0	0	1	1	3	0	0	0	0	170	1	25	0	0	
Kampong Thom	0	0	0	0	0	0	0	0	59	5	1	0	0	0	
Stong	0	0	0	0	0	0	0	0	0	167	0	0	0	0	
<b>Provincial Total</b>	<b>0</b>	<b>0</b>	<b>3</b>	<b>1</b>	<b>3</b>	<b>6</b>	<b>1</b>	<b>0</b>	<b>64</b>	<b>410</b>	<b>4</b>	<b>33</b>	<b>0</b>	<b>0</b>	

	IPD HEP-B DISCHARGES					IPD CERVICAL CANCER DISCHARGES					IPD MENTAL HEALTH DISCHARGES				
	2012	2013	2014	2015	2016	2012	2013	2014	2015	2016	2012	2013	2014	2015	2016
<b>Province District</b>															
<b>Kampot</b>															
Kampot Prov. Hosp._PH	0	0	2	3	2	0	0	6	13	1	0	0	0	0	
Angkor Chey	0	1	0	0	4	0	0	0	0	150	0	0	0	0	
Chhouk	0	0	1	3	4	0	0	0	0	1	0	0	0	0	
Kampong Trach	0	0	0	0	1	0	0	0	0	0	0	0	0	0	
Kampot	0	0	0	0	0	0	0	0	24	5	0	0	0	0	
<b>Provincial Total</b>	<b>0</b>	<b>1</b>	<b>3</b>	<b>6</b>	<b>11</b>	<b>0</b>	<b>0</b>	<b>6</b>	<b>37</b>	<b>157</b>	<b>0</b>	<b>0</b>	<b>0</b>	<b>0</b>	
<b>Kandal</b>															
Cheychnash Hosp._PH	6	1	4	1	1	0	0	0	0	0	2	0	2	0	
Ang Snuol	0	0	0	0	2	0	0	0	0	0	0	0	0	0	
Kean Svay	0	0	0	0	0	0	0	0	0	0	0	0	0	0	
Koh Thom	0	0	0	0	0	0	0	0	0	0	0	0	0	0	
Ksach Kandal	0	0	0	0	0	0	0	0	0	0	0	0	0	0	
Muk Kam Poul	0	0	0	0	0	0	0	0	0	0	0	0	0	0	
Ponhea Leu	0	0	0	0	0	0	0	0	0	0	0	0	0	0	
Saang	0	0	0	0	2	0	0	0	0	0	0	0	0	0	
Takhmao	0	0	0	0	0	0	0	0	0	0	0	0	0	0	
Lvea Em	0	0	0	0	0	0	0	0	0	0	0	36	2	0	
Leuk Deak	0	0	0	1	0	0	0	0	0	0	0	0	0	0	
<b>Provincial Total</b>	<b>6</b>	<b>1</b>	<b>4</b>	<b>2</b>	<b>5</b>	<b>0</b>	<b>0</b>	<b>0</b>	<b>0</b>	<b>0</b>	<b>2</b>	<b>36</b>	<b>4</b>	<b>0</b>	
<b>Koh Kong</b>															
Koh Kong Prov. Hosp._PH	0	10	2	4	3	1	0	0	0	0	30	53	0	0	
Smach Mean Chey	0	0	0	0	0	0	0	0	0	0	0	0	0	0	
Srae Ambel	0	0	0	0	0	0	0	0	0	0	0	0	0	0	
<b>Provincial Total</b>	<b>0</b>	<b>10</b>	<b>2</b>	<b>4</b>	<b>3</b>	<b>1</b>	<b>0</b>	<b>0</b>	<b>0</b>	<b>0</b>	<b>30</b>	<b>53</b>	<b>0</b>	<b>0</b>	
<b>Kratie</b>															
Kratie Prov. Hosp._PH	1	0	1	5	1	1	1	4	0	0	27	13	0	0	
Chhlong	1	2	3	0	4	0	0	0	0	0	0	0	0	0	
Kratie	0	0	0	0	1	0	0	0	0	0	1	0	0	0	
<b>Provincial Total</b>	<b>2</b>	<b>2</b>	<b>4</b>	<b>5</b>	<b>6</b>	<b>1</b>	<b>1</b>	<b>4</b>	<b>0</b>	<b>0</b>	<b>28</b>	<b>13</b>	<b>0</b>	<b>0</b>	
<b>Mondul Kiri</b>															
Mondul Kiri Prov Hosp._PH	0	4	9	21	7	0	0	0	0	0	7	32	69	0	
Sen Monorom	0	0	0	1	0	0	0	0	0	0	0	0	0	0	
<b>Provincial Total</b>	<b>0</b>	<b>4</b>	<b>9</b>	<b>22</b>	<b>7</b>	<b>0</b>	<b>0</b>	<b>0</b>	<b>0</b>	<b>0</b>	<b>7</b>	<b>32</b>	<b>69</b>	<b>0</b>	
<b>Phnom Penh</b>															
Municipal Hospital_PH	77	99	79	44	69	0	0	3	2	0	5	0	2	0	
Mekong	0	0	0	0	0	0	0	0	0	0	0	0	0	0	
Chaktomouk	0	0	0	0	0	0	0	0	3	0	0	0	0	0	
Por Senchey	1	0	0	0	0	0	0	0	1	0	3	5	0	0	
Bassak	3	2	1	6	18	0	0	0	0	0	6	1	1	0	
Sen Sok	0	0	0	0	0	0	0	0	0	0	0	0	0	0	
Dang Koa	0	0	0	0	8	0	0	0	0	0	0	0	0	0	
Preaek Phnov	0	0	0	0	0	0	0	0	0	0	0	0	0	0	
<b>Provincial Total</b>	<b>81</b>	<b>101</b>	<b>80</b>	<b>50</b>	<b>95</b>	<b>0</b>	<b>0</b>	<b>3</b>	<b>6</b>	<b>0</b>	<b>14</b>	<b>6</b>	<b>3</b>	<b>0</b>	
<b>Preah Vihear</b>															
P Vihear 16 Makara Prov Hos_PH	0	43	50	106	69	0	1	0	0	0	0	35	0	0	
Tbeng Meanchey	0	0	0	0	1	0	0	0	0	0	0	4	2	0	
<b>Provincial Total</b>	<b>0</b>	<b>43</b>	<b>50</b>	<b>106</b>	<b>70</b>	<b>0</b>	<b>1</b>	<b>0</b>	<b>0</b>	<b>0</b>	<b>0</b>	<b>39</b>	<b>2</b>	<b>0</b>	

	IPD HEP-B DISCHARGES					IPD CERVICAL CANCER DISCHARGES					IPD MENTAL HEALTH DISCHARGES				
	2012	2013	2014	2015	2016	2012	2013	2014	2015	2016	2012	2013	2014	2015	2016
<b>Province District</b>															
<b>Prey Veng</b>															
Prey Veng Prov. Hosp._PH	2	3	5	12	2	3	0	0	490	192	10	1	6	0	
Kamchay Mear	0	0	0	0	0	0	0	0	0	0	0	2	0	0	
Kampong Trabek	2	0	0	0	0	0	0	0	0	243	0	1	0	0	
Mesang	3	2	0	2	3	1	0	0	0	0	0	2	0	0	
Peam Ror	0	1	2	0	0	0	0	0	0	670	0	0	0	0	
Pearaing	9	12	14	5	5	0	0	15	34	27	23	2	0	0	
Preah Sdach	4	0	4	1	0	0	0	0	0	0	0	2	0	0	
Svay Antor	0	0	0	1	0	0	0	0	0	0	0	0	0	0	
Sithor Kandal	0	0	1	0	1	0	0	5	8	6	0	0	0	0	
Krong Prey Veng	0	0	0	0	0	0	0	0	0	0	0	0	0	0	
OD Baphnom	0	0	0	0	1	0	0	0	0	1	0	0	0	0	
Peam Chor	0	0	0	0	0	0	0	0	0	0	0	0	0	0	
Kanhchriech	0	0	0	0	0	0	0	0	2	2	0	0	0	0	
<b>Provincial Total</b>	<b>20</b>	<b>18</b>	<b>26</b>	<b>21</b>	<b>12</b>	<b>4</b>	<b>0</b>	<b>20</b>	<b>534</b>	<b>1141</b>	<b>33</b>	<b>10</b>	<b>6</b>	<b>0</b>	
<b>Pursat</b>															
Pursat Prov. Hosp._PH	35	49	9	10	9	8	5	0	0	0	68	27	0	0	
Bakan	0	0	7	1	2	0	0	0	0	0	23	36	2	0	
Sampov Meas	0	0	0	0	0	0	0	0	0	0	13	3	0	0	
Kravanh	0	0	0	1	2	0	0	0	0	0	0	0	0	0	
Krakor	0	0	0	0	0	0	0	0	0	0	0	0	0	0	
<b>Provincial Total</b>	<b>35</b>	<b>49</b>	<b>16</b>	<b>12</b>	<b>13</b>	<b>8</b>	<b>5</b>	<b>0</b>	<b>0</b>	<b>0</b>	<b>104</b>	<b>66</b>	<b>2</b>	<b>0</b>	
<b>Ratanakiri</b>															
Ratanakiri Prov Hosp._PH	22	2	1	0	0	1	0	0	0	0	213	129	0	0	
Banlong	0	0	0	1	0	0	0	0	0	0	0	0	0	0	
Borkeo	0	0	1	0	0	0	0	0	0	0	0	0	0	0	
<b>Provincial Total</b>	<b>22</b>	<b>2</b>	<b>2</b>	<b>1</b>	<b>0</b>	<b>1</b>	<b>0</b>	<b>0</b>	<b>0</b>	<b>0</b>	<b>213</b>	<b>129</b>	<b>0</b>	<b>0</b>	
<b>Siemreap</b>															
Siem Reap Prov. Hosp._PH	23	11	5	11	12	29	41	1	0	4	401	455	0	0	
Kralanh	2	1	0	1	0	0	0	0	0	0	26	36	0	0	
Siem Reap	0	0	0	0	0	0	0	0	0	0	0	0	0	0	
Sot Nikum	0	0	0	0	0	0	0	0	0	0	0	0	0	0	
Angkor Chhum	0	0	1	0	0	0	0	0	0	0	9	17	0	0	
<b>Provincial Total</b>	<b>25</b>	<b>12</b>	<b>6</b>	<b>12</b>	<b>12</b>	<b>29</b>	<b>41</b>	<b>1</b>	<b>0</b>	<b>4</b>	<b>436</b>	<b>508</b>	<b>0</b>	<b>0</b>	
<b>Sihanoukville</b>															
Preah Sihanouk Prov. Hosp._PH	4	14	5	2	4	2	8	0	0	0	0	5	3	0	
Preah Sihanouk	0	0	0	0	0	0	0	2	1	1	0	0	0	0	
<b>Provincial Total</b>	<b>4</b>	<b>14</b>	<b>5</b>	<b>2</b>	<b>4</b>	<b>2</b>	<b>8</b>	<b>2</b>	<b>1</b>	<b>1</b>	<b>0</b>	<b>5</b>	<b>3</b>	<b>0</b>	
<b>Stung Treng</b>															
Stung Treng Prov. Hosp._PH	0	0	4	0	0	0	0	0	0	0	0	12	0	0	
Steung Treng	0	0	0	0	0	0	0	0	0	0	0	0	0	0	
<b>Provincial Total</b>	<b>0</b>	<b>0</b>	<b>4</b>	<b>0</b>	<b>0</b>	<b>0</b>	<b>0</b>	<b>0</b>	<b>0</b>	<b>0</b>	<b>0</b>	<b>12</b>	<b>0</b>	<b>0</b>	
<b>Svay Rieng</b>															
Svay Rieng Prov Hosp._PH	3	19	1	4	0	8	3	0	0	0	6	14	0	0	
Chi Phu	0	0	7	3	5	0	0	0	0	0	0	0	0	0	
Romeas Hek	0	0	1	2	0	0	0	2	1	325	16	15	0	0	
Svay Rieng	0	0	0	0	2	0	0	0	0	2	0	0	0	0	
Svay Teap	0	0	0	0	0	0	0	0	0	35	0	0	0	0	
<b>Provincial Total</b>	<b>3</b>	<b>19</b>	<b>9</b>	<b>9</b>	<b>7</b>	<b>8</b>	<b>3</b>	<b>2</b>	<b>1</b>	<b>362</b>	<b>22</b>	<b>29</b>	<b>0</b>	<b>0</b>	

	IPD HEP-B DISCHARGES					IPD CERVICAL CANCER DISCHARGES					IPD MENTAL HEALTH DISCHARGES				
	2012	2013	2014	2015	2016	2012	2013	2014	2015	2016	2012	2013	2014	2015	2016
<b>Province District</b>															
<b>Takeo</b>															
Takeo Prov Hospital_PH	5	0	3	0	0	3	6	0	0	0	5	66	0	0	
Ang Rokar	0	0	0	1	0	0	0	4	0	0	0	0	0	0	
Bati	2	3	4	3	0	0	0	0	0	0	41	46	2	0	
Daun Keo	0	0	0	0	0	0	0	0	0	0	0	0	0	0	
Kirivong	1	0	22	16	17	0	0	3	0	0	102	71	0	0	
Prey Kabass	0	0	0	0	0	0	0	0	0	0	0	2	0	0	
Koh Andeth	0	0	0	0	0	0	0	0	0	0	0	0	0	0	
<b>Provincial Total</b>	<b>8</b>	<b>3</b>	<b>29</b>	<b>20</b>	<b>17</b>	<b>3</b>	<b>6</b>	<b>7</b>	<b>0</b>	<b>0</b>	<b>148</b>	<b>185</b>	<b>2</b>	<b>0</b>	
<b>Oddar Meanchey</b>															
Oddor Meanchey Prov Hosp_PH	6	7	0	0	0	1	1	0	0	0	160	174	143	7	
Samraong	0	3	0	0	0	0	0	0	0	0	42	49	36	4	
Anlong Veng	0	0	0	0	1	0	0	0	0	0	0	0	0	0	
<b>Provincial Total</b>	<b>6</b>	<b>10</b>	<b>0</b>	<b>0</b>	<b>1</b>	<b>1</b>	<b>1</b>	<b>0</b>	<b>0</b>	<b>0</b>	<b>202</b>	<b>223</b>	<b>179</b>	<b>11</b>	
<b>Kep</b>															
Kep Prov. Hosp._PH	0	0	0	0	1	0	0	0	1	2	0	1	0	0	
Kep	0	0	0	0	0	0	0	0	0	0	0	0	0	0	
<b>Provincial Total</b>	<b>0</b>	<b>0</b>	<b>0</b>	<b>0</b>	<b>1</b>	<b>0</b>	<b>0</b>	<b>0</b>	<b>1</b>	<b>2</b>	<b>0</b>	<b>1</b>	<b>0</b>	<b>0</b>	
<b>Pailin</b>															
Pailin Prov. Hosp._PH	2	3	2	1	7	0	1	0	0	0	0	32	24	0	
Pailin	0	0	0	0	0	0	0	0	1	0	0	0	0	0	
<b>Provincial Total</b>	<b>2</b>	<b>3</b>	<b>2</b>	<b>1</b>	<b>7</b>	<b>0</b>	<b>1</b>	<b>0</b>	<b>1</b>	<b>0</b>	<b>0</b>	<b>32</b>	<b>24</b>	<b>0</b>	
<b>Tbong Khmum</b>															
Tbong Khmum			2	0	2			0	0	0					
Suong			0	0	0			0	1	0					
Kroch Chhmar			0	0	0			0	0	0					
Memut			4	0	0			0	0	0					
O Reang Ov			0	0	0			0	0	0					
Ponhea Krek			1	0	0			0	0	0					
Dambae			0	0	0			0	0	0					
<b>Provincial Total</b>			<b>7</b>	<b>0</b>	<b>2</b>			<b>0</b>	<b>1</b>	<b>0</b>					
<b>Total</b>	<b>296</b>	<b>353</b>	<b>297</b>	<b>338</b>	<b>336</b>	<b>126</b>	<b>148</b>	<b>86</b>	<b>652</b>	<b>2457</b>	<b>2005</b>	<b>2099</b>	<b>555</b>	<b>11</b>	
<b>National Hospital</b>															
Ang Duong	0	0	0	0	0	0	0	0	0	0	0	0	0	0	
Angkor Pediatric Hospital	0	0				0	0				0	0	0	0	
Calmette	91	96	110	53	47	60	283	3	46	105	450	540	77	0	
CENAT	0	0	0	0	0	0	0	0	0	0	0	0	0	0	
JaYa 7	1	2	6	5	14	0	0	0	0	0	0	0	0	0	
Khmer-Soviet Friendship	0	0	6	16	35	242	275	0	0	0	259	295	0	0	
Kossamak	104	116	12	0	0	3	0	0	0	0	0	0	0	0	
Kantha Bopha	2	3	8	4	2	0	0	0	0	0	0	0	0	0	
MCH	0	0	0	0	0	18	5	0	0	60	0	0	0	0	
National Pediatric	3	0	9	8	4	0	0	0	0	0	35	0	0	0	
<b>Provincial Total</b>	<b>201</b>	<b>217</b>	<b>151</b>	<b>86</b>	<b>102</b>	<b>323</b>	<b>563</b>	<b>3</b>	<b>46</b>	<b>165</b>	<b>744</b>	<b>835</b>	<b>77</b>	<b>0</b>	
<b>Total Country</b>	<b>497</b>	<b>570</b>	<b>448</b>	<b>424</b>	<b>438</b>	<b>449</b>	<b>711</b>	<b>89</b>	<b>698</b>	<b>2622</b>	<b>2749</b>	<b>2934</b>	<b>632</b>	<b>11</b>	

	NEW CASES OF SCHIZOPHRENIA					NEW CASES OF BIPOLAR AFFECTIVE DISORDER					NEW CASES OF DEPRESSIVE DISORDER				
	2012	2013	2014	2015	2016	2012	2013	2014	2015	2016	2012	2013	2014	2015	2016
<b>Province District</b>															
<b>Banteay Meanchey</b>															
Cambodia-Japan Friendship PH_PH			75	71	55			2	1	0			28	17	28
Mongkol Borei			0	0	0			35	79	21			56	122	66
Poipet			28	36	106			0	0	0			31	23	28
Preah Net Preah			2	0	0			1	1	1			224	196	302
Thma Puok			2	6	0			0	4	2			13	64	44
<b>Provincial Total</b>			<b>107</b>	<b>113</b>	<b>161</b>			<b>38</b>	<b>85</b>	<b>24</b>			<b>352</b>	<b>422</b>	<b>468</b>
<b>Battambang</b>															
Battambang Provincial Hosp._PH			76	91	80			3	0	1			112	107	100
Thmar Koul			82	70	73			0	0	0			176	114	174
Maung Russei			324	66	17			0	0	1			315	205	63
Sampov Luon			0	14	4			0	2	0			79	103	196
Battambang			25	14	21			0	0	0			71	12	17
Sangkae			24	119	166			17	8	2			17	34	112
<b>Provincial Total</b>			<b>531</b>	<b>374</b>	<b>361</b>			<b>20</b>	<b>10</b>	<b>4</b>			<b>770</b>	<b>575</b>	<b>662</b>
<b>Kampong Cham</b>															
Kampong Cham Prov. Hosp._PH			0	0	0			0	0	0			0	0	0
Chamkar Leu			31	104	241			3	2	1			20	11	6
Choeung Prey			0	0	0			1	0	0			14	5	5
Kampong Cham - Kg. Siem			0	0	0			0	0	0			0	0	0
Prey Chhor			0	0	0			0	0	0			0	0	0
Srey Santhor			0	0	0			0	0	0			213	212	207
Stueng Trang			0	0	0			0	0	0			0	0	0
Batheay			0	0	0			0	0	0			0	7	4
Koh Sotin			0	0	0			0	0	0			0	0	0
Kang Meas			0	0	0			0	0	0			23	22	0
<b>Provincial Total</b>			<b>31</b>	<b>104</b>	<b>241</b>			<b>4</b>	<b>2</b>	<b>1</b>			<b>270</b>	<b>257</b>	<b>222</b>
<b>Kampong Chhnang</b>															
Kampong Chhnang_ Prov Hosp_PH			208	211	265			70	0	0			599	578	557
Kampong Chhnang			0	4	0			0	0	1			0	4	0
Boribo			0	0	0			0	0	0			1	2	2
Phnom Srouch			3	1	4			0	0	0			7	0	0
<b>Provincial Total</b>			<b>211</b>	<b>216</b>	<b>269</b>			<b>70</b>	<b>0</b>	<b>1</b>			<b>607</b>	<b>584</b>	<b>559</b>
<b>Kampong Speu</b>															
Kampong Speu Prov. Hosp._PH			2	1	19			13	9	5			120	198	89
Kampong Speu			0	0	0			0	0	20			2	4	6
Kong Pisey			0	0	0			0	0	0			1	0	44
Ou Dongk			10	1	0			0	0	0			1	0	2
Phnom Srouch			0	0	0			0	0	0			0	0	6
<b>Provincial Total</b>			<b>12</b>	<b>2</b>	<b>19</b>			<b>13</b>	<b>9</b>	<b>25</b>			<b>124</b>	<b>202</b>	<b>147</b>
<b>Kampong Thom</b>															
Kampong Thom Prov. Hosp._PH			23	36	44			10	23	4			41	34	57
Baray and Santuk			20	13	24			0	0	0			91	301	421
Kampong Thom			6	5	0			1	0	0			4	0	0
Stong			114	153	34			0	0	0			52	83	59
<b>Provincial Total</b>			<b>163</b>	<b>207</b>	<b>102</b>			<b>11</b>	<b>23</b>	<b>4</b>			<b>188</b>	<b>418</b>	<b>537</b>

	NEW CASES OF SCHIZOPHRENIA					NEW CASES OF BIPOLAR AFFECTIVE DISORDER					NEW CASES OF DEPRESSIVE DISORDER				
	2012	2013	2014	2015	2016	2012	2013	2014	2015	2016	2012	2013	2014	2015	2016
<b>Province District</b>															
<b>Kampot</b>															
Kampot Prov. Hosp._PH			27	19	37			0	5	1			11	13	20
Angkor Chey			0	1	0			0	1	0			0	6	1
Chhouk			18	61	62			18	30	11			54	50	0
Kampong Trach			0	7	21			2	0	8			15	7	122
Kampot			0	0	0			1	0	0			27	24	22
<b>Provincial Total</b>			45	88	120			21	36	20			107	100	165
<b>Kandal</b>															
Cheychnash Hosp._PH			0	0	0			0	0	13			16	5	25
Ang Snuol			0	34	0			0	0	1			4	2	6
Kean Svay			0	0	0			0	0	0			0	0	0
Koh Thom			0	0	1			0	0	0			0	0	0
Ksach Kandal			0	0	0			0	0	0			0	0	0
Muk Kam Poul			0	0	0			0	0	0			0	0	0
Ponhea Leu			0	0	0			0	0	0			0	0	98
Saang			0	1	0			0	3	1			9	100	91
Takhmao			0	0	1			0	0	0			0	26	0
Lvea Em			0	0	0			0	0	0			7	7	10
Leuk Deak			0	0	0			0	0	0			14	13	8
<b>Provincial Total</b>			0	35	2			0	3	15			50	153	238
<b>Koh Kong</b>															
Koh Kong Prov. Hosp._PH			0	0	0			0	0	1			29	30	48
Smach Mean Chey			0	0	0			0	0	0			1	0	0
Srae Ambel			0	0	0			0	0	0			5	2	5
<b>Provincial Total</b>			0	0	0			0	0	1			35	32	53
<b>Kratie</b>															
Kratie Prov. Hosp._PH			0	2	5			3	0	0			7	1	12
Chhlong			0	0	0			0	0	10			0	0	0
Kratie			0	0	0			1	0	0			2	0	0
<b>Provincial Total</b>			0	2	5			4	0	10			9	1	12
<b>Mondul Kiri</b>															
Mondul Kiri Prov Hosp._PH			2	23	44			0	2	0			0	8	0
Sen Monorom			1	0	0			2	0	0			4	3	0
<b>Provincial Total</b>			3	23	44			2	2	0			4	11	0
<b>Phnom Penh</b>															
Municipal Hospital_PH			41	204	139			2	9	10			119	205	213
Mekong			0	0	0			0	0	0			20	124	206
Chaktomouk			138	316	333			61	272	228			468	1352	1476
Por Senchey			0	2	56			0	0	40			15	39	38
Bassak			0	4	0			0	0	0			10	30	11
Sen Sok			0	0	0			0	0	9			0	3	0
Dang Koa			39	48	0			0	4	9			19	26	41
Preaek Phnov			0	0	0			0	0	0			10	2	0
<b>Provincial Total</b>			218	574	528			63	285	296			661	1781	1985
<b>Preah Vihear</b>															
P Vihear 16 Makara Prov Hos_PH			214	271	243			0	154	424			246	226	181
Tbeng Meanchey			1	1	0			1	0	1			6	11	13
<b>Provincial Total</b>			215	272	243			1	154	425			252	237	194



	NEW CASES OF SCHIZOPHRENIA					NEW CASES OF BIPOLAR AFFECTIVE DISORDER					NEW CASES OF DEPRESSIVE DISORDER				
	2012	2013	2014	2015	2016	2012	2013	2014	2015	2016	2012	2013	2014	2015	2016
<b>Province District</b>															
<b>Prey Veng</b>															
Prey Veng Prov. Hosp._PH			150	328	431			7	0	2			121	117	176
Kamchay Mear			1	0	0			0	0	0			0	0	17
Kampong Trabek			76	76	79			1	8	6			44	108	26
Mesang			0	0	0			0	0	0			1	3	2
Peam Ror			1	0	0			4	0	0			57	74	0
Pearaing			0	1	0			0	0	0			10	0	5
Preah Sdach			4	1	0			1	0	1			2	2	0
Svay Antor			0	0	0			0	0	0			0	0	0
Sithor Kandal			0	1	1			0	0	0			0	0	8
Krong Prey Veng			0	0	0			0	0	0			0	0	0
OD Baphnom			27	0	0			6	9	70			1	0	0
Peam Chor			1	0	0			3	0	0			0	0	0
Kanhchriech			0	0	0			0	0	0			0	0	0
<b>Provincial Total</b>			260	407	511			22	17	79			236	304	234
<b>Pursat</b>															
Pursat Prov. Hosp._PH			719	671	290			146	161	115			1273	1148	810
Bakan			119	178	53			0	0	0			96	211	50
Sampov Meas			3	0	0			0	0	0			3	0	4
Kravanh			0	5	1			0	0	1			1	0	0
Krakor			0	0	0			0	0	0			0	0	0
<b>Provincial Total</b>			841	854	344			146	161	116			1373	1359	864
<b>Ratanakiri</b>															
Ratanakiri Prov. Hos._PH			45	32	21			30	4	1			50	7	29
Banlong			2	4	5			67	0	0			44	0	4
Borkeo			0	0	0			0	0	0			0	0	0
<b>Provincial Total</b>			47	36	26			97	4	1			94	7	33
<b>Siemreap</b>															
Siem Reap Prov. Hosp._PH			177	182	242			1	18	33			1183	1306	1413
Kralanh			0	4	0			0	0	0			0	0	0
Siem Reap			1	0	1			0	0	0			42	0	0
Sot Nikum			26	44	35			2	0	0			52	45	61
Angkor Chhum			8	5	2			11	0	1			37	16	9
<b>Provincial Total</b>			212	235	280			14	18	34			1314	1367	1483
<b>Sihanoukville</b>															
Preah Sihanouk Prov. Hosp._PH			0	0	0			0	0	0			0	0	0
Preah Sihanouk			8	0	0			1	21	1			2	10	3
<b>Provincial Total</b>			8	0	0			1	21	1			2	10	3
<b>Stung Treng</b>															
Stung Treng Prov. Hosp._PH			3	10	11			3	0	1			9	9	35
Steung Treng			0	0	0			0	0	0			0	0	0
<b>Provincial Total</b>			3	10	11			3	0	1			9	9	35
<b>Svay Rieng</b>															
Svay Rieng Prov. Hosp._PH			141	1	2			378	197	33			312	22	246
Chi Phu			0	52	1			0	0	1			0	0	67
Romeas Hek			29	16	93			17	14	2			24	14	11
Svay Rieng			1	10	1			0	0	0			0	3	0
Svay Teap			0	0	21			0	0	0			0	0	5
<b>Provincial Total</b>			171	79	118			395	211	36			336	39	329

	NEW CASES OF SCHIZOPHRENIA					NEW CASES OF BIPOLAR AFFECTIVE DISORDER					NEW CASES OF DEPRESSIVE DISORDER				
	2012	2013	2014	2015	2016	2012	2013	2014	2015	2016	2012	2013	2014	2015	2016
<b>Province District</b>															
<b>Takeo</b>															
Takeo Prov Hospital_PH			5	59	109			0	39	30			79	169	417
Ang Rokar			0	0	0			0	0	0			1	2	1
Bati			0	4	6			3	1	0			104	218	88
Daun Keo			1	0	0			0	0	0			134	79	68
Kirivong			0	2	3			0	2	0			27	110	50
Prey Kabass			108	0	8			11	0	0			30	266	346
Koh Andeth			0	0	0			0	0	0			1	0	0
<b>Provincial Total</b>			<b>114</b>	<b>65</b>	<b>126</b>			<b>14</b>	<b>42</b>	<b>30</b>			<b>376</b>	<b>844</b>	<b>970</b>
<b>Oddar Meanchey</b>															
Oddor Meanchey Prov Hosp_PH			0	0	79			0	0	3			127	410	615
Samraong			0	0	0			0	0	0			0	0	0
Anlong Veng			0	40	21			0	18	2			0	79	99
<b>Provincial Total</b>			<b>0</b>	<b>40</b>	<b>100</b>			<b>0</b>	<b>18</b>	<b>5</b>			<b>127</b>	<b>489</b>	<b>714</b>
<b>Kep</b>															
Kep Prov. Hosp._PH			2	1	1			0	0	0			55	85	107
Kep			0	0	0			0	0	0			0	0	0
<b>Provincial Total</b>			<b>2</b>	<b>1</b>	<b>1</b>			<b>0</b>	<b>0</b>	<b>0</b>			<b>55</b>	<b>85</b>	<b>107</b>
<b>Pailin</b>															
Pailin Prov. Hosp._PH			3	5	0			0	0	0			1	2	5
Pailin			0	0	0			0	0	0			0	0	4
<b>Provincial Total</b>			<b>3</b>	<b>5</b>	<b>0</b>			<b>0</b>	<b>0</b>	<b>0</b>			<b>1</b>	<b>2</b>	<b>9</b>
<b>Tbong Khmum</b>															
Tbong Khmum			0	2	0			2	0	3			0	0	2
Suong			0	0	0			0	0	0			0	0	0
Kroch Chhmar			0	0	4			8	3	0			62	209	375
Memut			0	0	0			0	0	0			2	0	0
O Reang Ov			0	27	65			0	5	5			26	81	90
Ponhea Krek			0	0	0			0	0	0			1	3	0
Dambae			2	0	0			0	0	0			0	0	0
<b>Provincial Total</b>			<b>2</b>	<b>29</b>	<b>69</b>			<b>10</b>	<b>8</b>	<b>8</b>			<b>91</b>	<b>293</b>	<b>467</b>
<b>Total</b>			<b>3199</b>	<b>3771</b>	<b>3681</b>			<b>949</b>	<b>1109</b>	<b>1137</b>			<b>7443</b>	<b>9581</b>	<b>10490</b>
<b>National Hospital</b>															
Ang Duong			0	0	0			0	0	0			0	0	0
Angkor Pediatric Hospital			0	0	0			0	0	0			0	0	0
Calmette			1	0	3			2	0	1			90	464	70
CENAT			0	0	0			0	0	0			0	0	0
JaYa 7			0	0	0			0	0	0			0	4	0
Khmer-Soviet Friendship			9880	11649	3450			6001	11513	3281			5197	12620	3326
Kossamak			0	0	0			0	21	208			16	14	301
Kantha Bopha			0	0	0			0	0	0			0	0	3
MCH			0	0	0			0	0	0			0	0	0
National Pediatric			0	0	0			0	0	0			0	0	0
<b>Provincial Total</b>			<b>9881</b>	<b>11649</b>	<b>3453</b>			<b>6003</b>	<b>11534</b>	<b>3490</b>			<b>5303</b>	<b>13102</b>	<b>3700</b>
<b>Total Country</b>			<b>13080</b>	<b>15420</b>	<b>7134</b>			<b>6952</b>	<b>12643</b>	<b>4627</b>			<b>12746</b>	<b>22683</b>	<b>14190</b>

	IPD CATARACT DISCHARGES					TOTAL VOLUNTARY BLOOD DONATION					IPD ROAD TRAFFIC ACCIDENT MORTALITY				
	2012	2013	2014	2015	2016	2012	2013	2014	2015	2016	2012	2013	2014	2015	2016
<b>Province District</b>															
<b>Banteay Meanchey</b>															
Cambodia-Japan Friendship PH_PH	1325	1708	0					5	12	95	5	4	5	7	3
Mongkol Borei	0	0	0					0	0	0	0	0	0	0	0
Poipet	0	0	0					1	0	3	0	0	0	0	0
Preah Net Preah	1	0	0					0	0	0	0	0	0	0	0
Thma Puok	0	0	0					0	0	0	0	0	0	1	0
<b>Provincial Total</b>	<b>1326</b>	<b>1708</b>	<b>0</b>					<b>6</b>	<b>12</b>	<b>98</b>	<b>5</b>	<b>4</b>	<b>5</b>	<b>8</b>	<b>3</b>
<b>Battambang</b>															
Battambang Provincial Hosp._PH	1441	1575	718					183	166	396	5	1	10	19	23
Thmar Koul	0	0	0					0	0	0	2	0	0	0	0
Maung Russei	1	52	0					3	0	0	2	0	0	0	0
Sampov Luon	0	0	0					3	0	0	4	1	0	0	1
Battambang	0	0	0					0	0	0	0	0	0	0	0
Sangkae	0	0	0					0	0	0	0	0	0	0	0
<b>Provincial Total</b>	<b>1442</b>	<b>1627</b>	<b>718</b>					<b>189</b>	<b>166</b>	<b>396</b>	<b>13</b>	<b>2</b>	<b>10</b>	<b>19</b>	<b>24</b>
<b>Kampong Cham</b>															
Kampong Cham Prov. Hosp._PH	142	201	125					1271	1398	1423	22	28	19	17	22
Chamkar Leu	0	0	0					0	0	0	0	0	0	3	0
Choeung Prey	0	0	0					0	0	0	1	0	1	0	0
Kampong Cham - Kg. Siem	0	0	0					0	0	0	0	0	0	0	0
Prey Chhor	0	0	0					0	0	0	0	0	0	0	0
Srey Santhor	0	0	0					0	0	0	0	0	0	0	0
Stueng Trang	0	0	0					0	0	0	0	0	0	0	0
Batheay	0	0	0					53	0	0	0	0	0	0	0
Koh Sotin	0	0	0					0	0	0	0	0	0	0	0
Kang Meas	0	0	0					0	0	0	0	0	0	0	0
<b>Provincial Total</b>	<b>142</b>	<b>201</b>	<b>125</b>					<b>1324</b>	<b>1398</b>	<b>1423</b>	<b>23</b>	<b>28</b>	<b>20</b>	<b>20</b>	<b>22</b>
<b>Kampong Chhnang</b>															
Kampong Chhnang_ Prov Hosp_PH	456	397	0					1	3	17	4	2	0	0	0
Kampong Chhnang	0	0	0					0	0	0	0	0	0	0	0
Boribo	0	0	0					0	0	0	0	0	1	1	0
Phnom Srouch	0	119	0					0	0	0	0	1	1	0	0
<b>Provincial Total</b>	<b>456</b>	<b>516</b>	<b>0</b>					<b>1</b>	<b>3</b>	<b>17</b>	<b>4</b>	<b>3</b>	<b>2</b>	<b>1</b>	<b>0</b>
<b>Kampong Speu</b>															
Kampong Speu Prov. Hosp._PH	977	912	206					0	1	2	0	5	5	3	5
Kampong Speu	0	0	0					0	0	0	0	0	0	0	0
Kong Pisey	0	7	0					0	0	0	0	0	0	0	0
Ou Dongk	0	7	0					0	0	0	0	0	0	0	0
Phnom Srouch	0	0	0					0	0	0	0	0	0	0	0
<b>Provincial Total</b>	<b>977</b>	<b>926</b>	<b>206</b>					<b>0</b>	<b>1</b>	<b>2</b>	<b>0</b>	<b>5</b>	<b>5</b>	<b>3</b>	<b>5</b>
<b>Kampong Thom</b>															
Kampong Thom Prov. Hosp._PH	522	452	219					0	24	172	5	2	4	4	1
Baray and Santuk	0	0	0					0	2	0	2	1	3	1	10
Kampong Thom	0	0	0					0	0	0	0	0	0	0	0
Stong	0	0	0					0	0	0	1	1	0	0	0
<b>Provincial Total</b>	<b>522</b>	<b>452</b>	<b>219</b>					<b>0</b>	<b>26</b>	<b>172</b>	<b>8</b>	<b>4</b>	<b>7</b>	<b>5</b>	<b>11</b>

	IPD CATARACT DISCHARGES					TOTAL VOLUNTARY BLOOD DONATION					IPD ROAD TRAFFIC ACCIDENT MORTALITY				
	2012	2013	2014	2015	2016	2012	2013	2014	2015	2016	2012	2013	2014	2015	2016
<b>Province District</b>															
<b>Kampot</b>															
Kampot Prov. Hosp._PH	450	391	0					11	15	0	3	2	1	3	5
Angkor Chey	0	0	0					0	0	0	0	0	0	0	0
Chhouk	0	0	0					0	0	0	0	0	0	0	0
Kampong Trach	0	0	0					0	0	0	0	2	1	3	3
Kampot	0	0	0					0	0	0	0	0	0	0	0
<b>Provincial Total</b>	<b>450</b>	<b>391</b>	<b>0</b>					<b>11</b>	<b>15</b>	<b>0</b>	<b>3</b>	<b>4</b>	<b>2</b>	<b>6</b>	<b>8</b>
<b>Kandal</b>															
Cheychnash Hosp._PH	581	427	154					0	0	0	0	1	0	0	0
Ang Snuol	0	0	0					0	0	0	0	0	0	0	0
Kean Svay	4	0	0					0	0	0	0	0	0	0	0
Koh Thom	0	0	0					0	0	0	0	0	0	0	0
Ksach Kandal	0	0	0					0	0	0	0	0	0	0	0
Muk Kam Poul	90	0	0					0	0	0	0	0	0	0	0
Ponhea Leu	0	0	0					0	0	0	0	0	0	0	0
Saang	0	0	0					0	0	0	0	0	3	4	2
Takhmao	0	0	0					0	0	0	0	0	0	0	0
Lvea Em	0	0	0					0	0	0	0	0	0	0	0
Leuk Deak	0	0	0					0	0	0	0	0	0	0	0
<b>Provincial Total</b>	<b>675</b>	<b>427</b>	<b>154</b>					<b>0</b>	<b>0</b>	<b>0</b>	<b>0</b>	<b>1</b>	<b>3</b>	<b>4</b>	<b>2</b>
<b>Koh Kong</b>															
Koh Kong Prov. Hosp._PH	28	0	0					6	10	0	4	0	1	0	0
Smach Mean Chey	0	0	0					0	0	0	0	0	0	0	0
Srae Ambel	0	0	0					0	0	0	1	0	0	0	0
<b>Provincial Total</b>	<b>28</b>	<b>0</b>	<b>0</b>					<b>6</b>	<b>10</b>	<b>0</b>	<b>5</b>	<b>0</b>	<b>1</b>	<b>0</b>	<b>0</b>
<b>Kratie</b>															
Kratie Prov. Hosp._PH	211	143	0					10	44	18	1	1	0	0	1
Chhlong	0	0	0					0	0	0	0	0	0	0	0
Kratie	0	2	0					0	0	0	0	0	0	0	0
<b>Provincial Total</b>	<b>211</b>	<b>145</b>	<b>0</b>					<b>10</b>	<b>44</b>	<b>18</b>	<b>1</b>	<b>1</b>	<b>0</b>	<b>0</b>	<b>1</b>
<b>Mondul Kiri</b>															
Mondul Kiri Prov Hosp._PH	39	0	7					0	6	22	0	0	0	1	0
Sen Monorom	0	0	0					0	0	0	0	0	0	0	0
<b>Provincial Total</b>	<b>39</b>	<b>0</b>	<b>7</b>					<b>0</b>	<b>6</b>	<b>22</b>	<b>0</b>	<b>0</b>	<b>0</b>	<b>1</b>	<b>0</b>
<b>Phnom Penh</b>															
Municipal Hospital_PH	669	849	305					0	0	0	0	0	0	0	0
Mekong	0	0	0					0	0	0	0	0	0	0	0
Chaktomouk	0	0	0					0	0	0	0	0	0	0	0
Por Senchey	0	0	0					0	0	0	0	0	0	0	0
Bassak	0	0	0					0	0	0	0	0	0	0	0
Sen Sok	0	0	0					0	0	0	0	0	0	0	0
Dang Koa	0	0	0					0	0	0	0	0	0	0	0
Preaek Phnov	0	0	0					0	0	0	0	0	0	0	0
<b>Provincial Total</b>	<b>669</b>	<b>849</b>	<b>305</b>					<b>0</b>	<b>0</b>	<b>0</b>	<b>0</b>	<b>0</b>	<b>0</b>	<b>0</b>	<b>0</b>
<b>Preah Vihear</b>															
P Vihear 16 Makara Prov Hos_PH	0	0	0					44	25	53	2	0	0	6	0
Tbeng Meanchey	0	0	0					0	0	0	0	2	0	0	0
<b>Provincial Total</b>	<b>0</b>	<b>0</b>	<b>0</b>					<b>44</b>	<b>25</b>	<b>53</b>	<b>2</b>	<b>2</b>	<b>0</b>	<b>6</b>	<b>0</b>

	IPD CATARACT DISCHARGES					TOTAL VOLUNTARY BLOOD DONATION					IPD ROAD TRAFFIC ACCIDENT MORTALITY				
	2012	2013	2014	2015	2016	2012	2013	2014	2015	2016	2012	2013	2014	2015	2016
<b>Province District</b>															
<b>Prey Veng</b>															
Prey Veng Prov. Hosp._PH	0	0	0					12	29	43	0	0	0	0	0
Kamchay Mear	0	0	0					0	0	0	0	0	0	0	0
Kampong Trabek	0	0	0					0	0	0	0	0	0	0	0
Mesang	4	1	0					0	0	0	0	0	0	0	0
Peam Ror	279	248	0					0	0	0	0	0	0	0	0
Pearaing	0	0	0					0	0	0	0	1	0	0	0
Preah Sdach	0	0	0					0	0	0	0	0	0	0	0
Svay Antor	0	0	0					0	0	0	0	0	0	0	0
Sithor Kandal	0	0	0					0	0	0	0	0	0	0	0
Krong Prey Veng	0	0	0					0	0	0	0	0	0	0	0
OD Baphnom	0	0	0					0	0	0	0	0	0	0	0
Peam Chor	0	0	0					0	0	0	0	0	0	0	0
Kanhchriech	0	0	0					0	0	0	0	0	0	0	0
<b>Provincial Total</b>	<b>283</b>	<b>249</b>	<b>0</b>					<b>12</b>	<b>29</b>	<b>43</b>	<b>0</b>	<b>1</b>	<b>0</b>	<b>0</b>	<b>0</b>
<b>Pursat</b>															
Pursat Prov. Hosp._PH	311	228	0					1	375	97	0	1	4	4	2
Bakan	1	0	0					0	0	0	3	0	0	0	0
Sampov Meas	0	0	0					0	0	0	0	0	0	0	0
Kravanh	0	0	0					0	0	0	0	0	0	0	0
Krakor	0	0	0					0	0	0	0	0	0	0	0
<b>Provincial Total</b>	<b>312</b>	<b>228</b>	<b>0</b>					<b>1</b>	<b>375</b>	<b>97</b>	<b>3</b>	<b>1</b>	<b>4</b>	<b>4</b>	<b>2</b>
<b>Ratanakiri</b>															
Ratanakiri Prov. Hos._PH	0	0	0					0	0	4	6	4	2	1	1
Banlong	0	0	0					0	0	0	0	0	0	0	0
Borkeo	0	0	0					0	0	0	0	0	0	0	0
<b>Provincial Total</b>	<b>0</b>	<b>0</b>	<b>0</b>					<b>0</b>	<b>0</b>	<b>4</b>	<b>6</b>	<b>4</b>	<b>2</b>	<b>1</b>	<b>1</b>
<b>Siemreap</b>															
Siem Reap Prov. Hosp._PH	470	514	0					1398	436	594	7	15	5	19	8
Kralanh	0	0	0					0	0	0	1	1	0	0	1
Siem Reap	0	0	0					0	0	0	0	0	1	0	0
Sot Nikum	8	0	0					0	0	0	0	0	0	0	0
Angkor Chhum	0	0	0					0	0	0	0	0	0	0	0
<b>Provincial Total</b>	<b>478</b>	<b>514</b>	<b>0</b>					<b>1398</b>	<b>436</b>	<b>594</b>	<b>8</b>	<b>16</b>	<b>6</b>	<b>19</b>	<b>9</b>
<b>Sihanoukville</b>															
Preah Sihanouk Prov. Hosp._PH	6	0	9					24	18	22	6	7	6	0	5
Preah Sihanouk	0	0	0					0	0	0	0	0	0	0	0
<b>Provincial Total</b>	<b>6</b>	<b>0</b>	<b>9</b>					<b>24</b>	<b>18</b>	<b>22</b>	<b>6</b>	<b>7</b>	<b>6</b>	<b>0</b>	<b>5</b>
<b>Stung Treng</b>															
Stung Treng Prov. Hosp._PH	76	0	0					7	1	13	4	7	0	0	0
Steung Treng	0	0	0					0	0	0	0	0	0	0	0
<b>Provincial Total</b>	<b>76</b>	<b>0</b>	<b>0</b>					<b>7</b>	<b>1</b>	<b>13</b>	<b>4</b>	<b>7</b>	<b>0</b>	<b>0</b>	<b>0</b>
<b>Svay Rieng</b>															
Svay Rieng Prov. Hosp._PH	573	483	0					0	70	71	1	2	0	0	1
Chi Phu	0	0	0					0	0	0	0	0	0	0	0
Romeas Hek	0	0	0					0	0	0	0	0	0	0	0
Svay Rieng	0	0	0					0	0	0	0	0	0	0	0
Svay Teap	0	0	0					0	0	0	0	0	0	0	0
<b>Provincial Total</b>	<b>573</b>	<b>483</b>	<b>0</b>					<b>0</b>	<b>70</b>	<b>71</b>	<b>1</b>	<b>2</b>	<b>0</b>	<b>0</b>	<b>1</b>

	IPD CATARACT DISCHARGES					TOTAL VOLUNTARY BLOOD DONATION					IPD ROAD TRAFFIC ACCIDENT MORTALITY				
	2012	2013	2014	2015	2016	2012	2013	2014	2015	2016	2012	2013	2014	2015	2016
<b>Province District</b>															
<b>Takeo</b>															
Takeo Prov Hospital_PH	0	0	0					17	44	67	2	1	4	3	2
Ang Rokar	0	0	0					0	0	0	0	0	0	0	0
Bati	0	0	0					0	0	0	0	0	0	0	0
Daun Keo	0	0	0					0	0	0	0	0	0	0	0
Kirivong	0	0	0					0	0	0	0	0	0	0	0
Prey Kabass	0	0	0					0	0	0	0	0	0	3	0
Koh Andeth	0	0	0					0	0	0	0	0	0	0	0
<b>Provincial Total</b>	<b>0</b>	<b>0</b>	<b>0</b>					<b>17</b>	<b>44</b>	<b>67</b>	<b>2</b>	<b>1</b>	<b>4</b>	<b>6</b>	<b>2</b>
<b>Oddar Meanchey</b>															
Oddor Meanchey Prov Hosp_PH	0	0	0					0	5	39	1	0	0	0	0
Samraong	0	0	0					0	0	0	2	2	0	0	0
Anlong Veng	0	0	0					0	0	0	0	0	3	1	0
<b>Provincial Total</b>	<b>0</b>	<b>0</b>	<b>0</b>					<b>0</b>	<b>5</b>	<b>39</b>	<b>3</b>	<b>2</b>	<b>3</b>	<b>1</b>	<b>0</b>
<b>Kep</b>															
Kep Prov. Hosp._PH	0	0	0					0	0	0	0	0	0	0	0
Kep	0	0	0					0	0	0	0	0	0	0	0
<b>Provincial Total</b>	<b>0</b>	<b>0</b>	<b>0</b>					<b>0</b>	<b>0</b>	<b>0</b>	<b>0</b>	<b>0</b>	<b>0</b>	<b>0</b>	<b>0</b>
<b>Pailin</b>															
Pailin Prov. Hosp._PH	19	13	0					33	23	23	0	1	0	0	0
Pailin	0	0	0					0	0	0	0	0	0	0	0
<b>Provincial Total</b>	<b>19</b>	<b>13</b>	<b>0</b>					<b>33</b>	<b>23</b>	<b>23</b>	<b>0</b>	<b>1</b>	<b>0</b>	<b>0</b>	<b>0</b>
<b>Tbong Khmum</b>															
Tbong Khmum								0	0	0			0	0	0
Suong								0	0	0			0	0	0
Kroch Chhmar								0	0	0			0	0	0
Memut								0	0	0			0	0	0
O Reang Ov								0	0	0			0	0	0
Ponhea Krek								0	0	0			0	0	0
Dambae								0	0	0			0	0	0
<b>Provincial Total</b>								<b>0</b>	<b>0</b>	<b>0</b>			<b>0</b>	<b>0</b>	<b>0</b>
<b>Total</b>	<b>8684</b>	<b>8729</b>	<b>1743</b>					<b>3083</b>	<b>2707</b>	<b>3174</b>	<b>97</b>	<b>96</b>	<b>80</b>	<b>104</b>	<b>96</b>
<b>National Hospital</b>															
Ang Duong	479	375	299					0	0	0	0	0	0	0	0
Angkor Pediatric Hospital	0	0	0								0	0			
Calmette	4	8	0					0	0	0	50	45	36	47	33
CENAT	0	0	0					0	0	0	0	0	0	0	0
JaYa 7	0	0	0					0	408	1097	2	1	8	5	0
Khmer-Soviet Friendship	136	648	0					0	0	0	11	15	16	14	11
Kossamak	0	0	0					0	0	0	23	26	19	0	21
Kantha Bopha	0	0	0					377	0	0	2	7	2	0	2
MCH	0	0	0					0	0	0	0	0	0	0	0
National Pediatric	0	0	0					0	0	0	0	1	0	0	0
<b>Provincial Total</b>	<b>619</b>	<b>1031</b>	<b>299</b>					<b>377</b>	<b>408</b>	<b>1097</b>	<b>88</b>	<b>95</b>	<b>81</b>	<b>66</b>	<b>67</b>
<b>Total Country</b>	<b>9303</b>	<b>9760</b>	<b>2042</b>					<b>3460</b>	<b>3115</b>	<b>4271</b>	<b>187</b>	<b>195</b>	<b>161</b>	<b>170</b>	<b>163</b>

	IPD LEPROSY DISCHARGES					IPD HEP-B DISCHARGES					IPD CERVICAL CANCER DISCHARGES				
	2012	2013	2014	2015	2016	2012	2013	2014	2015	2016	2012	2013	2014	2015	2016
<b>Province District</b>															
<b>Banteay Meanchey</b>															
Cambodia-Japan Friendship PH_PH			0	0	0	5	4	4	1	2	27	21	4	3	0
Mongkol Borei			0	0	0	0	0	1	0	3	0	0	0	0	0
Poipet			0	0	0	30	18	3	10	18	5	1	0	0	1
Preah Net Preah			0	0	0	1	0	0	1	0	0	0	0	0	0
Thma Puok			0	0	0	6	2	3	3	6	0	0	0	0	0
<b>Provincial Total</b>			0	0	0	42	24	11	15	29	32	22	4	3	1
<b>Battambang</b>															
Battambang Provincial Hosp._PH			25	23	22	1	7	6	1	0	10	13	0	0	1
Thmar Koul			1	0	0	6	4	0	0	0	1	0	0	0	0
Maung Russei			0	0	0	0	0	1	0	0	0	0	0	0	0
Sampov Luon			0	0	0	7	1	2	0	0	0	0	0	0	0
Battambang			0	0	0	0	0	0	0	0	0	0	1	0	0
Sangkae			0	0	0	0	0	0	0	0	0	0	0	0	0
<b>Provincial Total</b>			26	23	22	14	12	9	1	0	11	13	1	0	1
<b>Kampong Cham</b>															
Kampong Cham Prov. Hosp._PH			0	0	0	4	3	8	16	6	18	41	0	0	0
Chamkar Leu			0	0	0	0	0	0	0	0	0	0	0	0	0
Choeung Prey			0	0	0	0	0	0	9	1	0	0	0	0	0
Kampong Cham - Kg. Siem			0	0	0	0	0	0	0	0	0	0	0	0	0
Prey Chhor			0	0	0	0	0	0	0	0	0	0	29	0	0
Srey Santhor			0	0	0	6	9	3	4	5	0	0	0	0	0
Stueng Trang			0	0	0	0	0	0	0	0	0	0	0	0	0
Batheay			0	0	0	0	0	0	8	0	0	0	0	2	0
Koh Sotin			0	0	0	0	0	0	0	0	0	0	0	1	0
Kang Meas			0	0	0	0	0	0	0	0	0	0	4	0	0
<b>Provincial Total</b>			0	0	0	10	12	11	37	12	18	41	33	3	0
<b>Kampong Chhnang</b>															
Kampong Chhnang_ Prov Hosp_PH			0	0	0	0	0	1	0	0	0	3	0	0	0
Kampong Chhnang			0	0	0	0	0	0	1	0	0	0	2	0	0
Boribo			0	0	0	1	0	0	0	0	0	0	0	0	0
Phnom Srouch			0	0	0	0	0	0	0	0	0	0	1	0	0
<b>Provincial Total</b>			0	0	0	1	0	1	1	0	0	3	3	0	0
<b>Kampong Speu</b>															
Kampong Speu Prov. Hosp._PH			0	0	0	15	11	4	8	16	1	1	0	0	97
Kampong Speu			0	0	0	0	0	0	0	0	0	0	0	0	115
Kong Pisey			17	26	12	0	0	0	2	3	0	0	0	0	166
Ou Dongk			0	0	0	0	2	0	0	0	0	0	0	0	0
Phnom Srouch			0	0	0	0	0	0	0	0	0	0	0	0	0
<b>Provincial Total</b>			17	26	12	15	13	4	10	19	1	1	0	0	378
<b>Kampong Thom</b>															
Kampong Thom Prov. Hosp._PH			0	0	0	0	0	2	0	0	6	1	0	5	68
Baray and Santuk			0	0	0	0	0	1	1	3	0	0	0	0	170
Kampong Thom			0	0	0	0	0	0	0	0	0	0	0	59	5
Stong			0	0	0	0	0	0	0	0	0	0	0	0	167
<b>Provincial Total</b>			0	0	0	0	0	3	1	3	6	1	0	64	410

	IPD LEPROSY DISCHARGES					IPD HEP-B DISCHARGES					IPD CERVICAL CANCER DISCHARGES				
	2012	2013	2014	2015	2016	2012	2013	2014	2015	2016	2012	2013	2014	2015	2016
<b>Province District</b>															
<b>Kampot</b>															
Kampot Prov. Hosp._PH			0	0	0	0	0	2	3	2	0	0	6	13	1
Angkor Chey			0	0	0	0	1	0	0	4	0	0	0	0	150
Chhouk			0	0	0	0	0	1	3	4	0	0	0	0	1
Kampong Trach			0	0	0	0	0	0	0	1	0	0	0	0	0
Kampot			0	0	0	0	0	0	0	0	0	0	0	24	5
<b>Provincial Total</b>			0	0	0	0	1	3	6	11	0	0	6	37	157
<b>Kandal</b>															
Cheychnash Hosp._PH			0	0	0	6	1	4	1	1	0	0	0	0	0
Ang Snuol			0	0	0	0	0	0	0	2	0	0	0	0	0
Kean Svay			0	0	0	0	0	0	0	0	0	0	0	0	0
Koh Thom			0	0	0	0	0	0	0	0	0	0	0	0	0
Ksach Kandal			0	0	0	0	0	0	0	0	0	0	0	0	0
Muk Kam Poul			0	0	0	0	0	0	0	0	0	0	0	0	0
Ponhea Leu			0	0	0	0	0	0	0	0	0	0	0	0	0
Saang			0	0	0	0	0	0	0	2	0	0	0	0	0
Takhmao			0	0	0	0	0	0	0	0	0	0	0	0	0
Lvea Em			0	0	0	0	0	0	0	0	0	0	0	0	0
Leuk Deak			0	0	0	0	0	0	1	0	0	0	0	0	0
<b>Provincial Total</b>			0	0	0	6	1	4	2	5	0	0	0	0	0
<b>Koh Kong</b>															
Koh Kong Prov. Hosp._PH			0	0	0	0	10	2	4	3	1	0	0	0	0
Smach Mean Chey			0	0	0	0	0	0	0	0	0	0	0	0	0
Srae Ambel			0	0	0	0	0	0	0	0	0	0	0	0	0
<b>Provincial Total</b>			0	0	0	0	10	2	4	3	1	0	0	0	0
<b>Kratie</b>															
Kratie Prov. Hosp._PH			0	0	0	1	0	1	5	1	1	1	4	0	0
Chhlong			0	0	0	1	2	3	0	4	0	0	0	0	0
Kratie			0	0	0	0	0	0	0	1	0	0	0	0	0
<b>Provincial Total</b>			0	0	0	2	2	4	5	6	1	1	4	0	0
<b>Mondul Kiri</b>															
Mondul Kiri Prov Hosp._PH			0	0	0	0	4	9	21	7	0	0	0	0	0
Sen Monorom			0	0	0	0	0	0	1	0	0	0	0	0	0
<b>Provincial Total</b>			0	0	0	0	4	9	22	7	0	0	0	0	0
<b>Phnom Penh</b>															
Municipal Hospital_PH			0	0	0	77	99	79	44	69	0	0	3	2	0
Mekong			0	0	0	0	0	0	0	0	0	0	0	0	0
Chaktomouk			0	0	0	0	0	0	0	0	0	0	0	3	0
Por Senchey			0	0	0	1	0	0	0	0	0	0	0	1	0
Bassak			0	0	0	3	2	1	6	18	0	0	0	0	0
Sen Sok			0	0	0	0	0	0	0	0	0	0	0	0	0
Dang Koa			4	0	0	0	0	0	0	8	0	0	0	0	0
Preaek Phnov			0	0	0	0	0	0	0	0	0	0	0	0	0
<b>Provincial Total</b>			4	0	0	81	101	80	50	95	0	0	3	6	0
<b>Preah Vihear</b>															
P Vihear 16 Makara Prov Hos_PH			0	0	0	0	43	50	106	69	0	1	0	0	0
Tbeng Meanchey			0	0	0	0	0	0	0	1	0	0	0	0	0
<b>Provincial Total</b>			0	0	0	0	43	50	106	70	0	1	0	0	0



	IPD LEPROSY DISCHARGES					IPD HEP-B DISCHARGES					IPD CERVICAL CANCER DISCHARGES				
	2012	2013	2014	2015	2016	2012	2013	2014	2015	2016	2012	2013	2014	2015	2016
<b>Province District</b>															
<b>Prey Veng</b>															
Prey Veng Prov. Hosp._PH			0	0	0	2	3	5	12	2	3	0	0	490	192
Kamchay Mear			0	0	0	0	0	0	0	0	0	0	0	0	0
Kampong Trabek			0	0	0	2	0	0	0	0	0	0	0	0	243
Mesang			1	0	0	3	2	0	2	3	1	0	0	0	0
Peam Ror			0	0	0	0	1	2	0	0	0	0	0	0	670
Pearaing			0	0	0	9	12	14	5	5	0	0	15	34	27
Preah Sdach			0	0	0	4	0	4	1	0	0	0	0	0	0
Svay Antor			0	0	0	0	0	0	1	0	0	0	0	0	0
Sithor Kandal			0	0	0	0	0	1	0	1	0	0	5	8	6
Krong Prey Veng			0	0	0	0	0	0	0	0	0	0	0	0	0
OD Baphnom			0	0	0	0	0	0	0	1	0	0	0	0	1
Peam Chor			0	0	0	0	0	0	0	0	0	0	0	0	0
Kanhchriech			0	0	0	0	0	0	0	0	0	0	0	2	2
<b>Provincial Total</b>			1	0	0	20	18	26	21	12	4	0	20	534	1141
<b>Pursat</b>															
Pursat Prov. Hosp._PH			0	0	0	35	49	9	10	9	8	5	0	0	0
Bakan			0	0	0	0	0	7	1	2	0	0	0	0	0
Sampov Meas			0	0	0	0	0	0	0	0	0	0	0	0	0
Kravanh			0	0	0	0	0	0	1	2	0	0	0	0	0
Krakor			0	0	0	0	0	0	0	0	0	0	0	0	0
<b>Provincial Total</b>			0	0	0	35	49	16	12	13	8	5	0	0	0
<b>Ratanakiri</b>															
Ratanakiri Prov Hosp._PH			0	0	0	22	2	1	0	0	1	0	0	0	0
Banlong			0	0	0	0	0	0	1	0	0	0	0	0	0
Borkeo			0	0	0	0	0	1	0	0	0	0	0	0	0
<b>Provincial Total</b>			0	0	0	22	2	2	1	0	1	0	0	0	0
<b>Siemreap</b>															
Siem Reap Prov. Hosp._PH			0	0	0	23	11	5	11	12	29	41	1	0	4
Kralanh			1	0	0	2	1	0	1	0	0	0	0	0	0
Siem Reap			0	0	0	0	0	0	0	0	0	0	0	0	0
Sot Nikum			0	0	0	0	0	0	0	0	0	0	0	0	0
Angkor Chhum			0	0	0	0	0	1	0	0	0	0	0	0	0
<b>Provincial Total</b>			1	0	0	25	12	6	12	12	29	41	1	0	4
<b>Sihanoukville</b>															
Preah Sihanouk Prov. Hosp._PH			0	0	0	4	14	5	2	4	2	8	0	0	0
Preah Sihanouk			0	0	0	0	0	0	0	0	0	0	2	1	1
<b>Provincial Total</b>			0	0	0	4	14	5	2	4	2	8	2	1	1
<b>Stung Treng</b>															
Stung Treng Prov. Hosp._PH			0	0	0	0	0	4	0	0	0	0	0	0	0
Steung Treng			0	0	0	0	0	0	0	0	0	0	0	0	0
<b>Provincial Total</b>			0	0	0	0	0	4	0	0	0	0	0	0	0
<b>Svay Rieng</b>															
Svay Rieng Prov Hosp._PH			2	0	0	3	19	1	4	0	8	3	0	0	0
Chi Phu			0	0	0	0	0	7	3	5	0	0	0	0	0
Romeas Hek			0	0	0	0	0	1	2	0	0	0	2	1	325
Svay Rieng			0	0	0	0	0	0	0	2	0	0	0	0	2
Svay Teap			0	0	0	0	0	0	0	0	0	0	0	0	35
<b>Provincial Total</b>			2	0	0	3	19	9	9	7	8	3	2	1	362

	IPD LEPROSY DISCHARGES					IPD HEP-B DISCHARGES					IPD CERVICAL CANCER DISCHARGES				
	2012	2013	2014	2015	2016	2012	2013	2014	2015	2016	2012	2013	2014	2015	2016
<b>Province District</b>															
<b>Takeo</b>															
Takeo Prov Hospital_PH			0	0	2	5	0	3	0	0	3	6	0	0	0
Ang Rokar			0	0	0	0	0	0	1	0	0	0	4	0	0
Bati			0	0	0	2	3	4	3	0	0	0	0	0	0
Daun Keo			0	0	0	0	0	0	0	0	0	0	0	0	0
Kirivong			0	0	0	1	0	22	16	17	0	0	3	0	0
Prey Kabass			0	0	0	0	0	0	0	0	0	0	0	0	0
Koh Andeth			0	0	0	0	0	0	0	0	0	0	0	0	0
<b>Provincial Total</b>			0	0	2	8	3	29	20	17	3	6	7	0	0
<b>Oddar Meanchey</b>															
Oddor Meanchey Prov Hosp_PH			0	0	1	6	7	0	0	0	1	1	0	0	0
Samraong			0	0	0	0	3	0	0	0	0	0	0	0	0
Anlong Veng			0	0	0	0	0	0	0	1	0	0	0	0	0
<b>Provincial Total</b>			0	0	1	6	10	0	0	1	1	1	0	0	0
<b>Kep</b>															
Kep Prov. Hosp._PH			0	0	0	0	0	0	0	1	0	0	0	1	2
Kep			0	0	0	0	0	0	0	0	0	0	0	0	0
<b>Provincial Total</b>			0	0	0	0	0	0	0	1	0	0	0	1	2
<b>Pailin</b>															
Pailin Prov. Hosp._PH			7	0	0	2	3	2	1	7	0	1	0	0	0
Pailin			0	0	0	0	0	0	0	0	0	0	1	0	
<b>Provincial Total</b>			7	0	0	2	3	2	1	7	0	1	0	1	0
<b>Tbong Khmum</b>															
Tbong Khmum			0	0	0			2	0	2			0	0	0
Suong			0	0	0			0	0	0			0	1	0
Kroch Chhmar			0	0	0			0	0	0			0	0	0
Memut			0	0	0			4	0	0			0	0	0
O Reang Ov			0	0	0			0	0	0			0	0	0
Ponhea Krek			0	0	0			1	0	0			0	0	0
Dambae			0	0	0			0	0	0			0	0	0
<b>Provincial Total</b>			0	0	0			7	0	2			0	1	0
<b>Total</b>			58	49	37	296	353	297	338	336	126	148	86	652	2457
<b>National Hospital</b>															
Ang Duong			0	0	0	0	0	0	0	0	0	0	0	0	0
Angkor Pediatric Hospital						0	0				0	0			
Calmette			0	0	0	91	96	110	53	47	60	283	3	46	105
CENAT			0	0	0	0	0	0	0	0	0	0	0	0	0
JaYa 7			0	0	0	1	2	6	5	14	0	0	0	0	0
Khmer-Soviet Friendship			0	0	0	0	0	6	16	35	242	275	0	0	0
Kossamak			0	0	0	104	116	12	0	0	3	0	0	0	0
Kantha Bopha			0	0	0	2	3	8	4	2	0	0	0	0	0
MCH			0	0	0	0	0	0	0	0	18	5	0	0	60
National Pediatric			0	0	0	3	0	9	8	4	0	0	0	0	0
<b>Provincial Total</b>			0	0	0	201	217	151	86	102	323	563	3	46	165
<b>Total Country</b>			58	49	37	497	570	448	424	438	449	711	89	698	2622

	IPD MENTAL HEALTH DISCHARGES					NEW CASES OF SCHIZOPHRENIA					NEW CASES OF BIPOLAR AFFECTIVE DISORDER				
	2012	2013	2014	2015	2016	2012	2013	2014	2015	2016	2012	2013	2014	2015	2016
<b>Province District</b>															
<b>Banteay Meanchey</b>															
Cambodia-Japan Friendship PH_PH	124	66	0	0				75	71	55			2	1	0
Mongkol Borei	43	52	10	0				0	0	0			35	79	21
Poipet	130	103	7	0				28	36	106			0	0	0
Preah Net Preah	49	50	3	0				2	0	0			1	1	1
Thma Puok	7	0	0	0				2	6	0			0	4	2
<b>Provincial Total</b>	<b>353</b>	<b>271</b>	<b>20</b>	<b>0</b>				<b>107</b>	<b>113</b>	<b>161</b>			<b>38</b>	<b>85</b>	<b>24</b>
<b>Battambang</b>															
Battambang Provincial Hosp._PH	34	54	29	0				76	91	80			3	0	1
Thmar Koul	22	35	0	0				82	70	73			0	0	0
Maung Russei	0	0	0	0				324	66	17			0	0	1
Sampov Luon	70	33	34	0				0	14	4			0	2	0
Battambang	11	6	0	0				25	14	21			0	0	0
Sangkae	0	0	0	0				24	119	166			17	8	2
<b>Provincial Total</b>	<b>137</b>	<b>128</b>	<b>63</b>	<b>0</b>				<b>531</b>	<b>374</b>	<b>361</b>			<b>20</b>	<b>10</b>	<b>4</b>
<b>Kampong Cham</b>															
Kampong Cham Prov. Hosp._PH	221	254	170	0				0	0	0			0	0	0
Chamkar Leu	22	12	0	0				31	104	241			3	2	1
Choeung Prey	0	0	0	0				0	0	0			1	0	0
Kampong Cham - Kg. Siem	0	0	0	0				0	0	0			0	0	0
Prey Chhor	0	0	0	0				0	0	0			0	0	0
Srey Santhor	7	11	0	0				0	0	0			0	0	0
Stueng Trang	0	0	0	0				0	0	0			0	0	0
Batheay	0	0	0	0				0	0	0			0	0	0
Koh Sotin	0	0	0	0				0	0	0			0	0	0
Kang Meas	0	0	0	0				0	0	0			0	0	0
<b>Provincial Total</b>	<b>250</b>	<b>277</b>	<b>170</b>	<b>0</b>				<b>31</b>	<b>104</b>	<b>241</b>			<b>4</b>	<b>2</b>	<b>1</b>
<b>Kampong Chhnang</b>															
Kampong Chhnang_ Prov Hosp_PH	6	5	0	0				208	211	265			70	0	0
Kampong Chhnang	0	2	0	0				0	4	0			0	0	1
Boribo	4	0	0	0				0	0	0			0	0	0
Phnom Srouch	0	0	0	0				3	1	4			0	0	0
<b>Provincial Total</b>	<b>10</b>	<b>7</b>	<b>0</b>	<b>0</b>				<b>211</b>	<b>216</b>	<b>269</b>			<b>70</b>	<b>0</b>	<b>1</b>
<b>Kampong Speu</b>															
Kampong Speu Prov. Hosp._PH	4	3	8	0				2	1	19			13	9	5
Kampong Speu	0	0	0	0				0	0	0			0	0	20
Kong Pisey	0	0	0	0				0	0	0			0	0	0
Ou Dongk	8	1	0	0				10	1	0			0	0	0
Phnom Srouch	0	0	0	0				0	0	0			0	0	0
<b>Provincial Total</b>	<b>12</b>	<b>4</b>	<b>8</b>	<b>0</b>				<b>12</b>	<b>2</b>	<b>19</b>			<b>13</b>	<b>9</b>	<b>25</b>
<b>Kampong Thom</b>															
Kampong Thom Prov. Hosp._PH	2	8	0	0				23	36	44			10	23	4
Baray and Santuk	1	25	0	0				20	13	24			0	0	0
Kampong Thom	1	0	0	0				6	5	0			1	0	0
Stong	0	0	0	0				114	153	34			0	0	0
<b>Provincial Total</b>	<b>4</b>	<b>33</b>	<b>0</b>	<b>0</b>				<b>163</b>	<b>207</b>	<b>102</b>			<b>11</b>	<b>23</b>	<b>4</b>

	IPD MENTAL HEALTH DISCHARGES					NEW CASES OF SCHIZOPHRENIA					NEW CASES OF BIPOLAR AFFECTIVE DISORDER				
	2012	2013	2014	2015	2016	2012	2013	2014	2015	2016	2012	2013	2014	2015	2016
<b>Province District</b>															
<b>Kampot</b>															
Kampot Prov. Hosp._PH	0	0	0	0				27	19	37			0	5	1
Angkor Chey	0	0	0	0				0	1	0			0	1	0
Chhouk	0	0	0	0				18	61	62			18	30	11
Kampong Trach	0	0	0	0				0	7	21			2	0	8
Kampot	0	0	0	0				0	0	0			1	0	0
<b>Provincial Total</b>	<b>0</b>	<b>0</b>	<b>0</b>	<b>0</b>				<b>45</b>	<b>88</b>	<b>120</b>			<b>21</b>	<b>36</b>	<b>20</b>
<b>Kandal</b>															
Cheychumnash Hosp._PH	2	0	2	0				0	0	0			0	0	13
Ang Snuol	0	0	0	0				0	34	0			0	0	1
Kean Svay	0	0	0	0				0	0	0			0	0	0
Koh Thom	0	0	0	0				0	0	1			0	0	0
Ksach Kandal	0	0	0	0				0	0	0			0	0	0
Muk Kam Poul	0	0	0	0				0	0	0			0	0	0
Ponhea Leu	0	0	0	0				0	0	0			0	0	0
Saang	0	0	0	0				0	1	0			0	3	1
Takhmao	0	0	0	0				0	0	1			0	0	0
Lvea Em	0	36	2	0				0	0	0			0	0	0
Leuk Deak	0	0	0	0				0	0	0			0	0	0
<b>Provincial Total</b>	<b>2</b>	<b>36</b>	<b>4</b>	<b>0</b>				<b>0</b>	<b>35</b>	<b>2</b>			<b>0</b>	<b>3</b>	<b>15</b>
<b>Koh Kong</b>															
Koh Kong Prov. Hosp._PH	30	53	0	0				0	0	0			0	0	1
Smach Mean Chey	0	0	0	0				0	0	0			0	0	0
Srae Ambel	0	0	0	0				0	0	0			0	0	0
<b>Provincial Total</b>	<b>30</b>	<b>53</b>	<b>0</b>	<b>0</b>				<b>0</b>	<b>0</b>	<b>0</b>			<b>0</b>	<b>0</b>	<b>1</b>
<b>Kratie</b>															
Kratie Prov. Hosp._PH	27	13	0	0				0	2	5			3	0	0
Chhlong	0	0	0	0				0	0	0			0	0	10
Kratie	1	0	0	0				0	0	0			1	0	0
<b>Provincial Total</b>	<b>28</b>	<b>13</b>	<b>0</b>	<b>0</b>				<b>0</b>	<b>2</b>	<b>5</b>			<b>4</b>	<b>0</b>	<b>10</b>
<b>Mondul Kiri</b>															
Mondul Kiri Prov Hosp._PH	7	32	69	0				2	23	44			0	2	0
Sen Monorom	0	0	0	0				1	0	0			2	0	0
<b>Provincial Total</b>	<b>7</b>	<b>32</b>	<b>69</b>	<b>0</b>				<b>3</b>	<b>23</b>	<b>44</b>			<b>2</b>	<b>2</b>	<b>0</b>
<b>Phnom Penh</b>															
Municipal Hospital_PH	5	0	2	0				41	204	139			2	9	10
Mekong	0	0	0	0				0	0	0			0	0	0
Chaktomouk	0	0	0	0				138	316	333			61	272	228
Por Senchey	3	5	0	0				0	2	56			0	0	40
Bassak	6	1	1	0				0	4	0			0	0	0
Sen Sok	0	0	0	0				0	0	0			0	0	9
Dang Koa	0	0	0	0				39	48	0			0	4	9
Preaek Phnov	0	0	0	0				0	0	0			0	0	0
<b>Provincial Total</b>	<b>14</b>	<b>6</b>	<b>3</b>	<b>0</b>				<b>218</b>	<b>574</b>	<b>528</b>			<b>63</b>	<b>285</b>	<b>296</b>
<b>Preah Vihear</b>															
P Vihear 16 Makara Prov Hos_PH	0	35	0	0				214	271	243			0	154	424
Tbeng Meanchey	0	4	2	0				1	1	0			1	0	1
<b>Provincial Total</b>	<b>0</b>	<b>39</b>	<b>2</b>	<b>0</b>				<b>215</b>	<b>272</b>	<b>243</b>			<b>1</b>	<b>154</b>	<b>425</b>

	IPD MENTAL HEALTH DISCHARGES					NEW CASES OF SCHIZOPHRENIA					NEW CASES OF BIPOLAR AFFECTIVE DISORDER				
	2012	2013	2014	2015	2016	2012	2013	2014	2015	2016	2012	2013	2014	2015	2016
<b>Province District</b>															
<b>Prey Veng</b>															
Prey Veng Prov. Hosp._PH	10	1	6	0				150	328	431			7	0	2
Kamchay Mear	0	2	0	0				1	0	0			0	0	0
Kampong Trabek	0	1	0	0				76	76	79			1	8	6
Mesang	0	2	0	0				0	0	0			0	0	0
Peam Ror	0	0	0	0				1	0	0			4	0	0
Pearaing	23	2	0	0				0	1	0			0	0	0
Preah Sdach	0	2	0	0				4	1	0			1	0	1
Svay Antor	0	0	0	0				0	0	0			0	0	0
Sithor Kandal	0	0	0	0				0	1	1			0	0	0
Krong Prey Veng	0	0	0	0				0	0	0			0	0	0
OD Baphnom	0	0	0	0				27	0	0			6	9	70
Peam Chor	0	0	0	0				1	0	0			3	0	0
Kanhchriech	0	0	0	0				0	0	0			0	0	0
<b>Provincial Total</b>	<b>33</b>	<b>10</b>	<b>6</b>	<b>0</b>				<b>260</b>	<b>407</b>	<b>511</b>			<b>22</b>	<b>17</b>	<b>79</b>
<b>Pursat</b>															
Pursat Prov. Hosp._PH	68	27	0	0				719	671	290			146	161	115
Bakan	23	36	2	0				119	178	53			0	0	0
Sampov Meas	13	3	0	0				3	0	0			0	0	0
Kravanh	0	0	0	0				0	5	1			0	0	1
Krakor	0	0	0	0				0	0	0			0	0	0
<b>Provincial Total</b>	<b>104</b>	<b>66</b>	<b>2</b>	<b>0</b>				<b>841</b>	<b>854</b>	<b>344</b>			<b>146</b>	<b>161</b>	<b>116</b>
<b>Ratanakiri</b>															
Ratanakiri Prov. Hos._PH	213	129	0	0				45	32	21			30	4	1
Banlong	0	0	0	0				2	4	5			67	0	0
Borkeo	0	0	0	0				0	0	0			0	0	0
<b>Provincial Total</b>	<b>213</b>	<b>129</b>	<b>0</b>	<b>0</b>				<b>47</b>	<b>36</b>	<b>26</b>			<b>97</b>	<b>4</b>	<b>1</b>
<b>Siemreap</b>															
Siem Reap Prov. Hosp._PH	401	455	0	0				177	182	242			1	18	33
Kralanh	26	36	0	0				0	4	0			0	0	0
Siem Reap	0	0	0	0				1	0	1			0	0	0
Sot Nikum	0	0	0	0				26	44	35			2	0	0
Angkor Chhum	9	17	0	0				8	5	2			11	0	1
<b>Provincial Total</b>	<b>436</b>	<b>508</b>	<b>0</b>	<b>0</b>				<b>212</b>	<b>235</b>	<b>280</b>			<b>14</b>	<b>18</b>	<b>34</b>
<b>Sihanoukville</b>															
Preah Sihanouk Prov. Hosp._PH	0	5	3	0				0	0	0			0	0	0
Preah Sihanouk	0	0	0	0				8	0	0			1	21	1
<b>Provincial Total</b>	<b>0</b>	<b>5</b>	<b>3</b>	<b>0</b>				<b>8</b>	<b>0</b>	<b>0</b>			<b>1</b>	<b>21</b>	<b>1</b>
<b>Stung Treng</b>															
Stung Treng Prov. Hosp._PH	0	12	0	0				3	10	11			3	0	1
Steung Treng	0	0	0	0				0	0	0			0	0	0
<b>Provincial Total</b>	<b>0</b>	<b>12</b>	<b>0</b>	<b>0</b>				<b>3</b>	<b>10</b>	<b>11</b>			<b>3</b>	<b>0</b>	<b>1</b>
<b>Svay Rieng</b>															
Svay Rieng Prov. Hosp._PH	6	14	0	0				141	1	2			378	197	33
Chi Phu	0	0	0	0				0	52	1			0	0	1
Romeas Hek	16	15	0	0				29	16	93			17	14	2
Svay Rieng	0	0	0	0				1	10	1			0	0	0
Svay Teap	0	0	0	0				0	0	21			0	0	0
<b>Provincial Total</b>	<b>22</b>	<b>29</b>	<b>0</b>	<b>0</b>				<b>171</b>	<b>79</b>	<b>118</b>			<b>395</b>	<b>211</b>	<b>36</b>

	IPD MENTAL HEALTH DISCHARGES					NEW CASES OF SCHIZOPHRENIA					NEW CASES OF BIPOLAR AFFECTIVE DISORDER				
	2012	2013	2014	2015	2016	2012	2013	2014	2015	2016	2012	2013	2014	2015	2016
<b>Province District</b>															
<b>Takeo</b>															
Takeo Prov Hospital_PH	5	66	0	0				5	59	109			0	39	30
Ang Rokar	0	0	0	0				0	0	0			0	0	0
Bati	41	46	2	0				0	4	6			3	1	0
Daun Keo	0	0	0	0				1	0	0			0	0	0
Kirivong	102	71	0	0				0	2	3			0	2	0
Prey Kabass	0	2	0	0				108	0	8			11	0	0
Koh Andeth	0	0	0	0				0	0	0			0	0	0
<b>Provincial Total</b>	<b>148</b>	<b>185</b>	<b>2</b>	<b>0</b>				<b>114</b>	<b>65</b>	<b>126</b>			<b>14</b>	<b>42</b>	<b>30</b>
<b>Oddar Meanchey</b>															
Oddor Meanchey Prov Hosp_PH	160	174	143	7				0	0	79			0	0	3
Samraong	42	49	36	4				0	0	0			0	0	0
Anlong Veng	0	0	0	0				0	40	21			0	18	2
<b>Provincial Total</b>	<b>202</b>	<b>223</b>	<b>179</b>	<b>11</b>				<b>0</b>	<b>40</b>	<b>100</b>			<b>0</b>	<b>18</b>	<b>5</b>
<b>Kep</b>															
Kep Prov. Hosp._PH	0	1	0	0				2	1	1			0	0	0
Kep	0	0	0	0				0	0	0			0	0	0
<b>Provincial Total</b>	<b>0</b>	<b>1</b>	<b>0</b>	<b>0</b>				<b>2</b>	<b>1</b>	<b>1</b>			<b>0</b>	<b>0</b>	<b>0</b>
<b>Pailin</b>															
Pailin Prov. Hosp._PH	0	32	24	0				3	5	0			0	0	0
Pailin	0	0	0	0				0	0	0			0	0	0
<b>Provincial Total</b>	<b>0</b>	<b>32</b>	<b>24</b>	<b>0</b>				<b>3</b>	<b>5</b>	<b>0</b>			<b>0</b>	<b>0</b>	<b>0</b>
<b>Tbong Khmum</b>															
Tbong Khmum								0	2	0			2	0	3
Suong								0	0	0			0	0	0
Kroch Chhmar								0	0	4			8	3	0
Memut								0	0	0			0	0	0
O Reang Ov								0	27	65			0	5	5
Ponhea Krek								0	0	0			0	0	0
Dambae								2	0	0			0	0	0
<b>Provincial Total</b>								<b>2</b>	<b>29</b>	<b>69</b>			<b>10</b>	<b>8</b>	<b>8</b>
<b>Total</b>	<b>2005</b>	<b>2099</b>	<b>555</b>	<b>11</b>				<b>3199</b>	<b>3771</b>	<b>3681</b>			<b>949</b>	<b>1109</b>	<b>1137</b>
<b>National Hospital</b>															
Ang Duong	0	0	0	0				0	0	0			0	0	0
Angkor Pediatric Hospital	0	0	0	0				0	0	0			0	0	0
Calmette	450	540	77	0				1	0	3			2	0	1
CENAT	0	0	0	0				0	0	0			0	0	0
JaYa 7	0	0	0	0				0	0	0			0	0	0
Khmer-Soviet Friendship	259	295	0	0				9880	11649	3450			6001	11513	3281
Kossamak	0	0	0	0				0	0	0			0	21	208
Kantha Bopha	0	0	0	0				0	0	0			0	0	0
MCH	0	0	0	0				0	0	0			0	0	0
National Pediatric	35	0	0	0				0	0	0			0	0	0
<b>Provincial Total</b>	<b>744</b>	<b>835</b>	<b>77</b>	<b>0</b>				<b>9881</b>	<b>11649</b>	<b>3453</b>			<b>6003</b>	<b>11534</b>	<b>3490</b>
<b>Total Country</b>	<b>2749</b>	<b>2934</b>	<b>632</b>	<b>11</b>				<b>13080</b>	<b>15420</b>	<b>7134</b>			<b>6952</b>	<b>12643</b>	<b>4627</b>

	NEW CASES OF DEPRESSIVE DISORDER					IPD CATARACT DISCHARGES					TOTAL VOLUNTARY BLOOD DONATION				
	2012	2013	2014	2015	2016	2012	2013	2014	2015	2016	2012	2013	2014	2015	2016
<b>Province District</b>															
<b>Banteay Meanchey</b>															
Cambodia-Japan Friendship PH_PH			28	17	28	1325	1708	0					5	12	95
Mongkol Borei			56	122	66	0	0	0					0	0	0
Poipet			31	23	28	0	0	0					1	0	3
Preah Net Preah			224	196	302	1	0	0					0	0	0
Thma Puok			13	64	44	0	0	0					0	0	0
<b>Provincial Total</b>			<b>352</b>	<b>422</b>	<b>468</b>	<b>1326</b>	<b>1708</b>	<b>0</b>					<b>6</b>	<b>12</b>	<b>98</b>
<b>Battambang</b>															
Battambang Provincial Hosp._PH			112	107	100	1441	1575	718					183	166	396
Thmar Koul			176	114	174	0	0	0					0	0	0
Maung Russei			315	205	63	1	52	0					3	0	0
Sampov Luon			79	103	196	0	0	0					3	0	0
Battambang			71	12	17	0	0	0					0	0	0
Sangkae			17	34	112	0	0	0					0	0	0
<b>Provincial Total</b>			<b>770</b>	<b>575</b>	<b>662</b>	<b>1442</b>	<b>1627</b>	<b>718</b>					<b>189</b>	<b>166</b>	<b>396</b>
<b>Kampong Cham</b>															
Kampong Cham Prov. Hosp._PH			0	0	0	142	201	125					1271	1398	1423
Chamkar Leu			20	11	6	0	0	0					0	0	0
Choeung Prey			14	5	5	0	0	0					0	0	0
Kampong Cham - Kg. Siem			0	0	0	0	0	0					0	0	0
Prey Chhor			0	0	0	0	0	0					0	0	0
Srey Santhor			213	212	207	0	0	0					0	0	0
Stueng Trang			0	0	0	0	0	0					0	0	0
Batheay			0	7	4	0	0	0					53	0	0
Koh Sotin			0	0	0	0	0	0					0	0	0
Kang Meas			23	22	0	0	0	0					0	0	0
<b>Provincial Total</b>			<b>270</b>	<b>257</b>	<b>222</b>	<b>142</b>	<b>201</b>	<b>125</b>					<b>1324</b>	<b>1398</b>	<b>1423</b>
<b>Kampong Chhnang</b>															
Kampong Chhnang_ Prov Hosp_PH			599	578	557	456	397	0					1	3	17
Kampong Chhnang			0	4	0	0	0	0					0	0	0
Boribo			1	2	2	0	0	0					0	0	0
Phnom Srouch			7	0	0	0	119	0					0	0	0
<b>Provincial Total</b>			<b>607</b>	<b>584</b>	<b>559</b>	<b>456</b>	<b>516</b>	<b>0</b>					<b>1</b>	<b>3</b>	<b>17</b>
<b>Kampong Speu</b>															
Kampong Speu Prov. Hosp._PH			120	198	89	977	912	206					0	1	2
Kampong Speu			2	4	6	0	0	0					0	0	0
Kong Pisey			1	0	44	0	7	0					0	0	0
Ou Dongk			1	0	2	0	7	0					0	0	0
Phnom Srouch			0	0	6	0	0	0					0	0	0
<b>Provincial Total</b>			<b>124</b>	<b>202</b>	<b>147</b>	<b>977</b>	<b>926</b>	<b>206</b>					<b>0</b>	<b>1</b>	<b>2</b>
<b>Kampong Thom</b>															
Kampong Thom Prov. Hosp._PH			41	34	57	522	452	219					0	24	172
Baray and Santuk			91	301	421	0	0	0					0	2	0
Kampong Thom			4	0	0	0	0	0					0	0	0
Stong			52	83	59	0	0	0					0	0	0
<b>Provincial Total</b>			<b>188</b>	<b>418</b>	<b>537</b>	<b>522</b>	<b>452</b>	<b>219</b>					<b>0</b>	<b>26</b>	<b>172</b>

	NEW CASES OF DEPRESSIVE DISORDER					IPD CATARACT DISCHARGES					TOTAL VOLUNTARY BLOOD DONATION				
	2012	2013	2014	2015	2016	2012	2013	2014	2015	2016	2012	2013	2014	2015	2016
<b>Province District</b>															
<b>Kampot</b>															
Kampot Prov. Hosp._PH			11	13	20	450	391	0					11	15	0
Angkor Chey			0	6	1	0	0	0					0	0	0
Chhouk			54	50	0	0	0	0					0	0	0
Kampong Trach			15	7	122	0	0	0					0	0	0
Kampot			27	24	22	0	0	0					0	0	0
<b>Provincial Total</b>			<b>107</b>	<b>100</b>	<b>165</b>	<b>450</b>	<b>391</b>	<b>0</b>					<b>11</b>	<b>15</b>	<b>0</b>
<b>Kandal</b>															
Cheychnash Hosp._PH			16	5	25	581	427	154					0	0	0
Ang Snuol			4	2	6	0	0	0					0	0	0
Kean Svay			0	0	0	4	0	0					0	0	0
Koh Thom			0	0	0	0	0	0					0	0	0
Ksach Kandal			0	0	0	0	0	0					0	0	0
Muk Kam Poul			0	0	0	90	0	0					0	0	0
Ponhea Leu			0	0	98	0	0	0					0	0	0
Saang			9	100	91	0	0	0					0	0	0
Takhmao			0	26	0	0	0	0					0	0	0
Lvea Em			7	7	10	0	0	0					0	0	0
Leuk Deak			14	13	8	0	0	0					0	0	0
<b>Provincial Total</b>			<b>50</b>	<b>153</b>	<b>238</b>	<b>675</b>	<b>427</b>	<b>154</b>					<b>0</b>	<b>0</b>	<b>0</b>
<b>Koh Kong</b>															
Koh Kong Prov. Hosp._PH			29	30	48	28	0	0					6	10	0
Smach Mean Chey			1	0	0	0	0	0					0	0	0
Srae Ambel			5	2	5	0	0	0					0	0	0
<b>Provincial Total</b>			<b>35</b>	<b>32</b>	<b>53</b>	<b>28</b>	<b>0</b>	<b>0</b>					<b>6</b>	<b>10</b>	<b>0</b>
<b>Kratie</b>															
Kratie Prov. Hosp._PH			7	1	12	211	143	0					10	44	18
Chhlong			0	0	0	0	0	0					0	0	0
Kratie			2	0	0	0	2	0					0	0	0
<b>Provincial Total</b>			<b>9</b>	<b>1</b>	<b>12</b>	<b>211</b>	<b>145</b>	<b>0</b>					<b>10</b>	<b>44</b>	<b>18</b>
<b>Mondul Kiri</b>															
Mondul Kiri Prov Hosp._PH			0	8	0	39	0	7					0	6	22
Sen Monorom			4	3	0	0	0	0					0	0	0
<b>Provincial Total</b>			<b>4</b>	<b>11</b>	<b>0</b>	<b>39</b>	<b>0</b>	<b>7</b>					<b>0</b>	<b>6</b>	<b>22</b>
<b>Phnom Penh</b>															
Municipal Hospital_PH			119	205	213	669	849	305					0	0	0
Mekong			20	124	206	0	0	0					0	0	0
Chaktomouk			468	1352	1476	0	0	0					0	0	0
Por Senchey			15	39	38	0	0	0					0	0	0
Bassak			10	30	11	0	0	0					0	0	0
Sen Sok			0	3	0	0	0	0					0	0	0
Dang Koa			19	26	41	0	0	0					0	0	0
Preaek Phnov			10	2	0	0	0	0					0	0	0
<b>Provincial Total</b>			<b>661</b>	<b>1781</b>	<b>1985</b>	<b>669</b>	<b>849</b>	<b>305</b>					<b>0</b>	<b>0</b>	<b>0</b>
<b>Preah Vihear</b>															
P Vihear 16 Makara Prov Hos_PH			246	226	181	0	0	0					44	25	53
Tbeng Meanchey			6	11	13	0	0	0					0	0	0
<b>Provincial Total</b>			<b>252</b>	<b>237</b>	<b>194</b>	<b>0</b>	<b>0</b>	<b>0</b>					<b>44</b>	<b>25</b>	<b>53</b>



	NEW CASES OF DEPRESSIVE DISORDER					IPD CATARACT DISCHARGES					TOTAL VOLUNTARY BLOOD DONATION				
	2012	2013	2014	2015	2016	2012	2013	2014	2015	2016	2012	2013	2014	2015	2016
<b>Province District</b>															
<b>Prey Veng</b>															
Prey Veng Prov. Hosp._PH			121	117	176	0	0	0				12	29	43	
Kamchay Mear			0	0	17	0	0	0				0	0	0	
Kampong Trabek			44	108	26	0	0	0				0	0	0	
Mesang			1	3	2	4	1	0				0	0	0	
Peam Ror			57	74	0	279	248	0				0	0	0	
Pearaing			10	0	5	0	0	0				0	0	0	
Preah Sdach			2	2	0	0	0	0				0	0	0	
Svay Antor			0	0	0	0	0	0				0	0	0	
Sithor Kandal			0	0	8	0	0	0				0	0	0	
Krong Prey Veng			0	0	0	0	0	0				0	0	0	
OD Baphnom			1	0	0	0	0	0				0	0	0	
Peam Chor			0	0	0	0	0	0				0	0	0	
Kanhchriech			0	0	0	0	0	0				0	0	0	
<b>Provincial Total</b>			236	304	234	283	249	0				12	29	43	
<b>Pursat</b>															
Pursat Prov. Hosp._PH			1273	1148	810	311	228	0				1	375	97	
Bakan			96	211	50	1	0	0				0	0	0	
Sampov Meas			3	0	4	0	0	0				0	0	0	
Kravanh			1	0	0	0	0	0				0	0	0	
Krakor			0	0	0	0	0	0				0	0	0	
<b>Provincial Total</b>			1373	1359	864	312	228	0				1	375	97	
<b>Ratanakiri</b>															
Ratanakiri Prov. Hos._PH			50	7	29	0	0	0				0	0	4	
Banlong			44	0	4	0	0	0				0	0	0	
Borkeo			0	0	0	0	0	0				0	0	0	
<b>Provincial Total</b>			94	7	33	0	0	0				0	0	4	
<b>Siemreap</b>															
Siem Reap Prov. Hosp._PH			1183	1306	1413	470	514	0				1398	436	594	
Kralanh			0	0	0	0	0	0				0	0	0	
Siem Reap			42	0	0	0	0	0				0	0	0	
Sot Nikum			52	45	61	8	0	0				0	0	0	
Angkor Chhum			37	16	9	0	0	0				0	0	0	
<b>Provincial Total</b>			1314	1367	1483	478	514	0				1398	436	594	
<b>Sihanoukville</b>															
Preah Sihanouk Prov. Hosp._PH			0	0	0	6	0	9				24	18	22	
Preah Sihanouk			2	10	3	0	0	0				0	0	0	
<b>Provincial Total</b>			2	10	3	6	0	9				24	18	22	
<b>Stung Treng</b>															
Stung Treng Prov. Hosp._PH			9	9	35	76	0	0				7	1	13	
Steung Treng			0	0	0	0	0	0				0	0	0	
<b>Provincial Total</b>			9	9	35	76	0	0				7	1	13	
<b>Svay Rieng</b>															
Svay Rieng Prov. Hosp._PH			312	22	246	573	483	0				0	70	71	
Chi Phu			0	0	67	0	0	0				0	0	0	
Romeas Hek			24	14	11	0	0	0				0	0	0	
Svay Rieng			0	3	0	0	0	0				0	0	0	
Svay Teap			0	0	5	0	0	0				0	0	0	
<b>Provincial Total</b>			336	39	329	573	483	0				0	70	71	

	NEW CASES OF DEPRESSIVE DISORDER					IPD CATARACT DISCHARGES					TOTAL VOLUNTARY BLOOD DONATION				
	2012	2013	2014	2015	2016	2012	2013	2014	2015	2016	2012	2013	2014	2015	2016
<b>Province District</b>															
<b>Takeo</b>															
Takeo Prov Hospital_PH			79	169	417	0	0	0				17	44	67	
Ang Rokar			1	2	1	0	0	0				0	0	0	
Bati			104	218	88	0	0	0				0	0	0	
Daun Keo			134	79	68	0	0	0				0	0	0	
Kirivong			27	110	50	0	0	0				0	0	0	
Prey Kabass			30	266	346	0	0	0				0	0	0	
Koh Andeth			1	0	0	0	0	0				0	0	0	
<b>Provincial Total</b>			<b>376</b>	<b>844</b>	<b>970</b>	<b>0</b>	<b>0</b>	<b>0</b>				<b>17</b>	<b>44</b>	<b>67</b>	
<b>Oddar Meanchey</b>															
Oddor Meanchey Prov Hosp_PH			127	410	615	0	0	0				0	5	39	
Samraong			0	0	0	0	0	0				0	0	0	
Anlong Veng			0	79	99	0	0	0				0	0	0	
<b>Provincial Total</b>			<b>127</b>	<b>489</b>	<b>714</b>	<b>0</b>	<b>0</b>	<b>0</b>				<b>0</b>	<b>5</b>	<b>39</b>	
<b>Kep</b>															
Kep Prov. Hosp._PH			55	85	107	0	0	0				0	0	0	
Kep			0	0	0	0	0	0				0	0	0	
<b>Provincial Total</b>			<b>55</b>	<b>85</b>	<b>107</b>	<b>0</b>	<b>0</b>	<b>0</b>				<b>0</b>	<b>0</b>	<b>0</b>	
<b>Pailin</b>															
Pailin Prov. Hosp._PH			1	2	5	19	13	0				33	23	23	
Pailin			0	0	4	0	0	0				0	0	0	
<b>Provincial Total</b>			<b>1</b>	<b>2</b>	<b>9</b>	<b>19</b>	<b>13</b>	<b>0</b>				<b>33</b>	<b>23</b>	<b>23</b>	
<b>Tbong Khmum</b>															
Tbong Khmum			0	0	2							0	0	0	
Suong			0	0	0							0	0	0	
Kroch Chhmar			62	209	375							0	0	0	
Memut			2	0	0							0	0	0	
O Reang Ov			26	81	90							0	0	0	
Ponhea Krek			1	3	0							0	0	0	
Dambae			0	0	0							0	0	0	
<b>Provincial Total</b>			<b>91</b>	<b>293</b>	<b>467</b>							<b>0</b>	<b>0</b>	<b>0</b>	
<b>Total</b>			<b>7443</b>	<b>9581</b>	<b>10490</b>	<b>8684</b>	<b>8729</b>	<b>1743</b>				<b>3083</b>	<b>2707</b>	<b>3174</b>	
<b>National Hospital</b>															
Ang Duong			0	0	0	479	375	299				0	0	0	
Angkor Pediatric Hospital			0	0	0	0	0	0							
Calmette			90	464	70	4	8	0				0	0	0	
CENAT			0	0	0	0	0	0				0	0	0	
JaYa 7			0	4	0	0	0	0				0	408	1097	
Khmer-Soviet Friendship			5197	12620	3326	136	648	0				0	0	0	
Kossamak			16	14	301	0	0	0				0	0	0	
Kantha Bopha			0	0	3	0	0	0				377	0	0	
MCH			0	0	0	0	0	0				0	0	0	
National Pediatric			0	0	0	0	0	0				0	0	0	
<b>Provincial Total</b>			<b>5303</b>	<b>13102</b>	<b>3700</b>	<b>619</b>	<b>1031</b>	<b>299</b>				<b>377</b>	<b>408</b>	<b>1097</b>	
<b>Total Country</b>			<b>12746</b>	<b>22683</b>	<b>14190</b>	<b>9303</b>	<b>9760</b>	<b>2042</b>				<b>3460</b>	<b>3115</b>	<b>4271</b>	

	IPD ROAD TRAFFIC ACCIDENT MORTALITY					NEW SECONDARY HYPERTENSION CASES (25-49)					NEW SECONDARY HYPERTENSION CASES (50-64)				
	2012	2013	2014	2015	2016	2012	2013	2014	2015	2016	2012	2013	2014	2015	2016
<b>Province District</b>															
<b>Banteay Meanchey</b>															
Cambodia-Japan Friendship PH_PH	5	4	5	7	3			1	13	7			4	25	17
Mongkol Borei	0	0	0	0	0			333	425	243			780	741	518
Poipet	0	0	0	0	0			49	65	261			171	160	793
Preah Net Preah	0	0	0	0	0			55	118	108			160	176	152
Thma Puok	0	0	0	1	0			135	233	108			339	786	531
<b>Provincial Total</b>	<b>5</b>	<b>4</b>	<b>5</b>	<b>8</b>	<b>3</b>			<b>573</b>	<b>854</b>	<b>727</b>			<b>1454</b>	<b>1888</b>	<b>2011</b>
<b>Battambang</b>															
Battambang Provincial Hosp._PH	5	1	10	19	23			193	186	165			324	401	329
Thmar Koul	2	0	0	0	0			34	40	7			42	50	12
Maung Russei	2	0	0	0	0			134	297	91			192	452	203
Sampov Luon	4	1	0	0	1			23	24	65			34	47	109
Battambang	0	0	0	0	0			613	895	974			551	796	894
Sangkae	0	0	0	0	0			54	94	184			98	220	294
<b>Provincial Total</b>	<b>13</b>	<b>2</b>	<b>10</b>	<b>19</b>	<b>24</b>			<b>1051</b>	<b>1536</b>	<b>1486</b>			<b>1241</b>	<b>1966</b>	<b>1841</b>
<b>Kampong Cham</b>															
Kampong Cham Prov. Hosp._PH	22	28	19	17	22			0	0	0			0	0	0
Chamkar Leu	0	0	0	3	0			134	47	25			339	113	27
Choeung Prey	1	0	1	0	0			14	37	117			75	35	219
Kampong Cham - Kg. Siem	0	0	0	0	0			73	92	73			128	196	209
Prey Chhor	0	0	0	0	0			55	90	119			158	182	139
Srey Santhor	0	0	0	0	0			19	57	46			67	169	209
Stueng Trang	0	0	0	0	0			16	19	27			55	39	87
Batheay	0	0	0	0	0			92	260	283			208	391	346
Koh Sotin	0	0	0	0	0			21	36	27			74	159	178
Kang Meas	0	0	0	0	0			37	166	281			82	269	333
<b>Provincial Total</b>	<b>23</b>	<b>28</b>	<b>20</b>	<b>20</b>	<b>22</b>			<b>461</b>	<b>804</b>	<b>998</b>			<b>1186</b>	<b>1553</b>	<b>1747</b>
<b>Kampong Chhnang</b>															
Kampong Chhnang_ Prov Hosp_PH	4	2	0	0	0			10	16	0			45	16	0
Kampong Chhnang	0	0	0	0	0			82	153	118			169	188	181
Boribo	0	0	1	1	0			106	143	83			183	229	185
Phnom Srouch	0	1	1	0	0			42	38	17			91	66	64
<b>Provincial Total</b>	<b>4</b>	<b>3</b>	<b>2</b>	<b>1</b>	<b>0</b>			<b>240</b>	<b>350</b>	<b>218</b>			<b>488</b>	<b>499</b>	<b>430</b>
<b>Kampong Speu</b>															
Kampong Speu Prov. Hosp._PH	0	5	5	3	5			17	80	9			33	102	28
Kampong Speu	0	0	0	0	0			59	44	76			138	87	176
Kong Pisey	0	0	0	0	0			68	61	28			101	85	84
Ou Dongk	0	0	0	0	0			67	4	39			81	9	45
Phnom Srouch	0	0	0	0	0			12	121	273			15	196	581
<b>Provincial Total</b>	<b>0</b>	<b>5</b>	<b>5</b>	<b>3</b>	<b>5</b>			<b>223</b>	<b>310</b>	<b>425</b>			<b>368</b>	<b>479</b>	<b>914</b>
<b>Kampong Thom</b>															
Kampong Thom Prov. Hosp._PH	5	2	4	4	1			0	0	0			2	0	0
Baray and Santuk	2	1	3	1	10			189	413	449			286	678	750
Kampong Thom	0	0	0	0	0			274	208	119			440	458	214
Stong	1	1	0	0	0			4	0	5			3	1	10
<b>Provincial Total</b>	<b>8</b>	<b>4</b>	<b>7</b>	<b>5</b>	<b>11</b>			<b>467</b>	<b>621</b>	<b>573</b>			<b>731</b>	<b>1137</b>	<b>974</b>

	IPD ROAD TRAFFIC ACCIDENT MORTALITY					NEW SECONDARY HYPERTENSION CASES (25-49)					NEW SECONDARY HYPERTENSION CASES (50-64)				
	2012	2013	2014	2015	2016	2012	2013	2014	2015	2016	2012	2013	2014	2015	2016
<b>Province District</b>															
<b>Kampot</b>															
Kampot Prov. Hosp._PH	3	2	1	3	5			15	0	6			10	0	13
Angkor Chey	0	0	0	0	0			153	56	47			108	49	68
Chhouk	0	0	0	0	0			188	127	161			211	204	212
Kampong Trach	0	2	1	3	3			51	42	77			112	48	147
Kampot	0	0	0	0	0			254	144	237			312	224	337
<b>Provincial Total</b>	<b>3</b>	<b>4</b>	<b>2</b>	<b>6</b>	<b>8</b>			<b>661</b>	<b>369</b>	<b>528</b>			<b>753</b>	<b>525</b>	<b>777</b>
<b>Kandal</b>															
Cheychumnash Hosp._PH	0	1	0	0	0			3	0	0			0	0	0
Ang Snuol	0	0	0	0	0			17	10	48			112	44	116
Kean Svay	0	0	0	0	0			43	93	41			139	178	72
Koh Thom	0	0	0	0	0			29	25	19			34	42	52
Ksach Kandal	0	0	0	0	0			145	111	47			123	141	94
Muk Kam Poul	0	0	0	0	0			87	211	47			130	222	41
Ponhea Leu	0	0	0	0	0			9	18	33			11	16	37
Saang	0	0	3	4	2			58	55	74			142	114	160
Takhmao	0	0	0	0	0			114	227	105			100	169	153
Lvea Em	0	0	0	0	0			158	283	228			466	525	476
Leuk Deak	0	0	0	0	0			22	57	22			38	116	46
<b>Provincial Total</b>	<b>0</b>	<b>1</b>	<b>3</b>	<b>4</b>	<b>2</b>			<b>685</b>	<b>1090</b>	<b>664</b>			<b>1295</b>	<b>1567</b>	<b>1247</b>
<b>Koh Kong</b>															
Koh Kong Prov. Hosp._PH	4	0	1	0	0			325	544	632			572	1531	1129
Smach Mean Chey	0	0	0	0	0			163	127	136			413	335	172
Srae Ambel	1	0	0	0	0			18	4	0			20	9	0
<b>Provincial Total</b>	<b>5</b>	<b>0</b>	<b>1</b>	<b>0</b>	<b>0</b>			<b>506</b>	<b>675</b>	<b>768</b>			<b>1005</b>	<b>1875</b>	<b>1301</b>
<b>Kratie</b>															
Kratie Prov. Hosp._PH	1	1	0	0	1			0	0	0			0	0	0
Chhlong	0	0	0	0	0			56	51	18			96	48	100
Kratie	0	0	0	0	0			31	31	15			32	55	38
<b>Provincial Total</b>	<b>1</b>	<b>1</b>	<b>0</b>	<b>0</b>	<b>1</b>			<b>87</b>	<b>82</b>	<b>33</b>			<b>128</b>	<b>103</b>	<b>138</b>
<b>Mondul Kiri</b>															
Mondul Kiri Prov Hosp._PH	0	0	0	1	0			0	24	14			3	25	46
Sen Monorom	0	0	0	0	0			59	86	84			72	78	128
<b>Provincial Total</b>	<b>0</b>	<b>0</b>	<b>0</b>	<b>1</b>	<b>0</b>			<b>59</b>	<b>110</b>	<b>98</b>			<b>75</b>	<b>103</b>	<b>174</b>
<b>Phnom Penh</b>															
Municipal Hospital_PH	0	0	0	0	0			0	13	0			15	14	0
Mekong	0	0	0	0	0			1	0	1			1	9	9
Chaktomouk	0	0	0	0	0			39	70	112			80	96	226
Por Senchey	0	0	0	0	0			18	41	143			27	56	191
Bassak	0	0	0	0	0			48	161	110			64	193	120
Sen Sok	0	0	0	0	0			20	2	0			26	21	1
Dang Koa	0	0	0	0	0			15	48	51			18	66	43
Preaek Phnov	0	0	0	0	0			19	31	49			45	41	73
<b>Provincial Total</b>	<b>0</b>	<b>0</b>	<b>0</b>	<b>0</b>	<b>0</b>			<b>160</b>	<b>366</b>	<b>466</b>			<b>276</b>	<b>496</b>	<b>663</b>
<b>Preah Vihear</b>															
P Vihear 16 Makara Prov Hos_PH	2	0	0	6	0			134	0	166			316	0	314
Tbeng Meanchey	0	2	0	0	0			388	450	329			544	675	520
<b>Provincial Total</b>	<b>2</b>	<b>2</b>	<b>0</b>	<b>6</b>	<b>0</b>			<b>522</b>	<b>450</b>	<b>495</b>			<b>860</b>	<b>675</b>	<b>834</b>

	IPD ROAD TRAFFIC ACCIDENT MORTALITY					NEW SECONDARY HYPERTENSION CASES (25-49)					NEW SECONDARY HYPERTENSION CASES (50-64)				
	2012	2013	2014	2015	2016	2012	2013	2014	2015	2016	2012	2013	2014	2015	2016
<b>Province District</b>															
<b>Prey Veng</b>															
Prey Veng Prov. Hosp._PH	0	0	0	0	0			3	0	0			139	1082	1938
Kamchay Mear	0	0	0	0	0			70	96	33			149	184	56
Kampong Trabek	0	0	0	0	0			23	109	127			66	139	130
Mesang	0	0	0	0	0			57	97	44			108	97	51
Peam Ror	0	0	0	0	0			0	1	27			0	15	42
Pearaing	0	1	0	0	0			140	197	146			398	548	556
Preah Sdach	0	0	0	0	0			411	262	658			442	458	667
Svay Antor	0	0	0	0	0			10	2	1			24	46	33
Sithor Kandal	0	0	0	0	0			28	37	58			43	45	117
Krong Prey Veng	0	0	0	0	0			14	4	5			20	8	3
OD Baphnom	0	0	0	0	0			31	46	115			68	106	180
Peam Chor	0	0	0	0	0			253	362	267			381	458	345
Kanhchriech	0	0	0	0	0			36	54	32			153	226	120
<b>Provincial Total</b>	<b>0</b>	<b>1</b>	<b>0</b>	<b>0</b>	<b>0</b>			<b>1076</b>	<b>1267</b>	<b>1513</b>			<b>1991</b>	<b>3412</b>	<b>4238</b>
<b>Pursat</b>															
Pursat Prov. Hosp._PH	0	1	4	4	2			0	0	0			0	0	0
Bakan	3	0	0	0	0			1	11	108			6	35	150
Sampov Meas	0	0	0	0	0			12	11	39			23	24	108
Kravanh	0	0	0	0	0			85	118	129			119	97	162
Krakor	0	0	0	0	0			4	3	6			6	8	26
<b>Provincial Total</b>	<b>3</b>	<b>1</b>	<b>4</b>	<b>4</b>	<b>2</b>			<b>102</b>	<b>143</b>	<b>282</b>			<b>154</b>	<b>164</b>	<b>446</b>
<b>Ratanakiri</b>															
Ratanakiri Prov Hosp._PH	6	4	2	1	1			26	69	69			40	80	91
Banlong	0	0	0	0	0			26	48	23			77	206	66
Borkeo	0	0	0	0	0			35	48	40			90	169	84
<b>Provincial Total</b>	<b>6</b>	<b>4</b>	<b>2</b>	<b>1</b>	<b>1</b>			<b>87</b>	<b>165</b>	<b>132</b>			<b>207</b>	<b>455</b>	<b>241</b>
<b>Siemreap</b>															
Siem Reap Prov. Hosp._PH	7	15	5	19	8			0	13	27			6	20	47
Kralanh	1	1	0	0	1			20	36	90			51	122	205
Siem Reap	0	0	1	0	0			143	168	188			160	247	324
Sot Nikum	0	0	0	0	0			152	189	209			326	379	292
Angkor Chhum	0	0	0	0	0			52	3	51			49	5	131
<b>Provincial Total</b>	<b>8</b>	<b>16</b>	<b>6</b>	<b>19</b>	<b>9</b>			<b>367</b>	<b>409</b>	<b>565</b>			<b>592</b>	<b>773</b>	<b>999</b>
<b>Sihanoukville</b>															
Preah Sihanouk Prov. Hosp._PH	6	7	6	0	5			3	0	3			7	0	1
Preah Sihanouk	0	0	0	0	0			17	0	7			8	9	10
<b>Provincial Total</b>	<b>6</b>	<b>7</b>	<b>6</b>	<b>0</b>	<b>5</b>			<b>20</b>	<b>0</b>	<b>10</b>			<b>15</b>	<b>9</b>	<b>11</b>
<b>Stung Treng</b>															
Stung Treng Prov. Hosp._PH	4	7	0	0	0			8	14	28			11	28	48
Steung Treng	0	0	0	0	0			79	88	40			62	110	102
<b>Provincial Total</b>	<b>4</b>	<b>7</b>	<b>0</b>	<b>0</b>	<b>0</b>			<b>87</b>	<b>102</b>	<b>68</b>			<b>73</b>	<b>138</b>	<b>150</b>
<b>Svay Rieng</b>															
Svay Rieng Prov Hosp._PH	1	2	0	0	1			0	0	0			0	0	0
Chi Phu	0	0	0	0	0			29	16	22			107	39	126
Romeas Hek	0	0	0	0	0			129	102	22			173	184	89
Svay Rieng	0	0	0	0	0			62	40	3			94	65	9
Svay Teap	0	0	0	0	0			51	25	115			62	45	205
<b>Provincial Total</b>	<b>1</b>	<b>2</b>	<b>0</b>	<b>0</b>	<b>1</b>			<b>271</b>	<b>183</b>	<b>162</b>			<b>436</b>	<b>333</b>	<b>429</b>

	IPD ROAD TRAFFIC ACCIDENT MORTALITY					NEW SECONDARY HYPERTENSION CASES (25-49)					NEW SECONDARY HYPERTENSION CASES (50-64)				
	2012	2013	2014	2015	2016	2012	2013	2014	2015	2016	2012	2013	2014	2015	2016
<b>Province District</b>															
<b>Takeo</b>															
Takeo Prov Hospital_PH	2	1	4	3	2			47	126	89			55	177	130
Ang Rokar	0	0	0	0	0			341	303	14			554	495	30
Bati	0	0	0	0	0			143	199	139			236	341	207
Daun Keo	0	0	0	0	0			207	143	154			598	431	659
Kirivong	0	0	0	0	0			428	305	284			613	733	572
Prey Kabass	0	0	0	3	0			93	108	58			200	285	124
Koh Andeth	0	0	0	0	0			190	161	97			245	340	121
<b>Provincial Total</b>	<b>2</b>	<b>1</b>	<b>4</b>	<b>6</b>	<b>2</b>			<b>1449</b>	<b>1345</b>	<b>835</b>			<b>2501</b>	<b>2802</b>	<b>1843</b>
<b>Oddar Meanchey</b>															
Oddor Meanchey Prov Hosp_PH	1	0	0	0	0			14	0	74			63	0	164
Samraong	2	2	0	0	0			2	14	27			3	40	29
Anlong Veng	0	0	3	1	0			0	54	43			0	88	85
<b>Provincial Total</b>	<b>3</b>	<b>2</b>	<b>3</b>	<b>1</b>	<b>0</b>			<b>16</b>	<b>68</b>	<b>144</b>			<b>66</b>	<b>128</b>	<b>278</b>
<b>Kep</b>															
Kep Prov. Hosp._PH	0	0	0	0	0			0	0	1			7	0	2
Kep	0	0	0	0	0			12	10	10			15	35	43
<b>Provincial Total</b>	<b>0</b>	<b>0</b>	<b>0</b>	<b>0</b>	<b>0</b>			<b>12</b>	<b>10</b>	<b>11</b>			<b>22</b>	<b>35</b>	<b>45</b>
<b>Pailin</b>															
Pailin Prov. Hosp._PH	0	1	0	0	0			0	0	0			0	0	0
Pailin	0	0	0	0	0			8	2	18			23	81	53
<b>Provincial Total</b>	<b>0</b>	<b>1</b>	<b>0</b>	<b>0</b>	<b>0</b>			<b>8</b>	<b>2</b>	<b>18</b>			<b>23</b>	<b>81</b>	<b>53</b>
<b>Tbong Khmum</b>															
Tbong Khmum			0	0	0			99	91	28			263	154	39
Suong			0	0	0			106	141	169			200	302	251
Kroch Chhmar			0	0	0			37	67	53			109	144	87
Memut			0	0	0			49	45	43			65	51	31
O Reang Ov			0	0	0			48	141	203			182	255	254
Ponhea Krek			0	0	0			36	28	15			93	73	35
Dambae			0	0	0			18	8	8			33	18	20
<b>Provincial Total</b>			<b>0</b>	<b>0</b>	<b>0</b>			<b>393</b>	<b>521</b>	<b>519</b>			<b>945</b>	<b>997</b>	<b>717</b>
<b>Total</b>	<b>97</b>	<b>96</b>	<b>80</b>	<b>104</b>	<b>96</b>			<b>9583</b>	<b>11832</b>	<b>11738</b>			<b>16885</b>	<b>22193</b>	<b>22501</b>
<b>National Hospital</b>															
Ang Duong	0	0	0	0	0			0	0	0			0	0	0
Angkor Pediatric Hospital	0	0													
Calmette	50	45	36	47	33			64	28	0			195	257	0
CENAT	0	0	0	0	0			0	0	0			0	0	0
JaYa 7	2	1	8	5	0			0	0	0			0	0	0
Khmer-Soviet Friendship	11	15	16	14	11			3	66	93			29	131	150
Kossamak	23	26	19	0	21			26	0	46			0	0	70
Kantha Bopha	2	7	2	0	2			0	0	0			0	0	0
MCH	0	0	0	0	0			0	0	0			0	0	0
National Pediatric	0	1	0	0	0			0	0	0			0	0	0
<b>Provincial Total</b>	<b>88</b>	<b>95</b>	<b>81</b>	<b>66</b>	<b>67</b>			<b>93</b>	<b>94</b>	<b>139</b>			<b>224</b>	<b>388</b>	<b>220</b>
<b>Total Country</b>	<b>187</b>	<b>195</b>	<b>161</b>	<b>170</b>	<b>163</b>			<b>9676</b>	<b>11926</b>	<b>11877</b>			<b>17109</b>	<b>22581</b>	<b>22721</b>

	NEW CASES OF DIABETES IN ADULTS AGED 25-49					NEW CASES OF DIABETES IN ADULTS AGED 25-49					NUMBER OF WOMEN AGED 30-49 YEAR SCREENED FOR CERVICAL CANCER				
	2012	2013	2014	2015	2016	2012	2013	2014	2015	2016	2012	2013	2014	2015	2016
<b>Province District</b>															
<b>Banteay Meanchey</b>															
Cambodia-Japan Friendship PH_PH			18	10	9			20	15	17			69	5	0
Mongkol Borei			0	11	0			0	26	0			0	0	0
Poipet			1	0	0			2	8	0			0	0	0
Preah Net Preah			0	0	1			0	0	0			1	0	0
Thma Puok			2	1	1			10	10	0			0	0	0
<b>Provincial Total</b>			21	22	11			32	59	17			70	5	0
<b>Battambang</b>															
Battambang Provincial Hosp._PH			50	2	0			149	6	0			0	21	13
Thmar Koul			2	5	3			4	6	1			0	0	0
Maung Russei			45	118	10			73	265	30			7	8	0
Sampov Luon			1	2	1			1	9	30			0	0	0
Battambang			2	0	1			5	1	0			108	63	54
Sangkae			1	2	1			1	2	5			0	0	0
<b>Provincial Total</b>			101	129	16			233	289	66			115	92	67
<b>Kampong Cham</b>															
Kampong Cham Prov. Hosp._PH			0	0	0			0	0	0			0	0	0
Chamkar Leu			106	472	334			200	1271	976			0	0	0
Choeung Prey			4	3	127			6	24	177			0	9	32
Kampong Cham - Kg. Siem			0	0	0			0	0	0			14	0	0
Prey Chhor			0	0	0			0	0	0			4734	120	196
Srey Santhor			0	0	0			0	0	0			0	0	0
Stueng Trang			5	221	178			29	325	421			0	0	0
Batheay			32	204	54			39	233	108			0	12	39
Koh Sotin			0	0	0			0	0	0			12	18	22
Kang Meas			3	4	0			2	0	0			953	14	100
<b>Provincial Total</b>			150	904	693			276	1853	1682			5713	173	389
<b>Kampong Chhnang</b>															
Kampong Chhnang_ Prov Hosp_PH			23	0	0			57	0	0			0	0	0
Kampong Chhnang			0	0	0			2	0	0			52	10	0
Boribo			0	0	0			0	0	0			0	0	0
Phnom Srouch			5	0	0			7	0	0			219	197	196
<b>Provincial Total</b>			28	0	0			66	0	0			271	207	196
<b>Kampong Speu</b>															
Kampong Speu Prov. Hosp._PH			0	0	0			0	0	0			0	0	863
Kampong Speu			0	3	1			1	4	4			0	431	2400
Kong Pisey			2	1	0			0	0	2			0	0	4542
Ou Dongk			0	1	65			0	1	161			7	3	0
Phnom Srouch			0	32	78			0	47	174			0	143	444
<b>Provincial Total</b>			2	37	144			1	52	341			7	577	8249
<b>Kampong Thom</b>															
Kampong Thom Prov. Hosp._PH			0	0	1			17	10	0			2	362	408
Baray and Santuk			19	0	0			60	0	0			13	13	8062
Kampong Thom			0	0	0			6	2	0			44	3853	1312
Stong			0	1	0			1	0	0			0	0	3738
<b>Provincial Total</b>			19	1	1			84	12	0			59	4228	13520

	NEW CASES OF DIABETES IN ADULTS AGED 25-49					NEW CASES OF DIABETES IN ADULTS AGED 25-49					NUMBER OF WOMEN AGED 30-49 YEAR SCREENED FOR CERVICAL CANCER				
	2012	2013	2014	2015	2016	2012	2013	2014	2015	2016	2012	2013	2014	2015	2016
<b>Province District</b>															
<b>Kampot</b>															
Kampot Prov. Hosp._PH			3	0	2			15	1	5			150	335	80
Angkor Chey			0	10	0			1	7	0			30	28	2648
Chhouk			0	0	1			0	0	0			23	32	33
Kampong Trach			0	0	0			0	0	0			12	6	0
Kampot			0	0	0			0	0	0			150	2439	936
<b>Provincial Total</b>			<b>3</b>	<b>10</b>	<b>3</b>			<b>16</b>	<b>8</b>	<b>5</b>			<b>365</b>	<b>2840</b>	<b>3697</b>
<b>Kandal</b>															
Cheychumnash Hosp._PH			0	0	0			0	0	0			0	0	0
Ang Snuol			0	3	0			0	1	0			0	0	0
Kean Svay			4	1	0			1	2	0			189	291	315
Koh Thom			1	0	1			0	0	4			0	0	0
Ksach Kandal			1	19	88			24	30	86			3	3	5
Muk Kam Poul			0	0	1			0	0	0			2	1	4
Ponhea Leu			0	0	10			0	0	16			0	0	0
Saang			0	0	0			5	8	0			0	0	0
Takhmao			0	13	0			0	0	0			0	0	0
Lvea Em			0	0	0			0	0	0			3	0	0
Leuk Deak			0	2	0			0	31	27			0	0	0
<b>Provincial Total</b>			<b>6</b>	<b>38</b>	<b>100</b>			<b>30</b>	<b>72</b>	<b>133</b>			<b>197</b>	<b>295</b>	<b>324</b>
<b>Koh Kong</b>															
Koh Kong Prov. Hosp._PH			179	219	272			514	800	692			0	0	0
Smach Mean Chey			0	1	14			0	2	21			0	0	0
Srae Ambel			0	0	0			0	1	2			2	0	0
<b>Provincial Total</b>			<b>179</b>	<b>220</b>	<b>286</b>			<b>514</b>	<b>803</b>	<b>715</b>			<b>2</b>	<b>0</b>	<b>0</b>
<b>Kratie</b>															
Kratie Prov. Hosp._PH			84	0	10			84	0	14			51	0	0
Chhlong			0	0	0			0	1	0			0	0	0
Kratie			0	0	0			1	0	0			168	83	133
<b>Provincial Total</b>			<b>84</b>	<b>0</b>	<b>10</b>			<b>85</b>	<b>1</b>	<b>14</b>			<b>219</b>	<b>83</b>	<b>133</b>
<b>Mondul Kiri</b>															
Mondul Kiri Prov Hosp._PH			0	11	14			0	23	53			0	0	0
Sen Monorom			0	0	0			0	0	0			0	0	0
<b>Provincial Total</b>			<b>0</b>	<b>11</b>	<b>14</b>			<b>0</b>	<b>23</b>	<b>53</b>			<b>0</b>	<b>0</b>	<b>0</b>
<b>Phnom Penh</b>															
Municipal Hospital_PH			0	0	0			0	0	0			100	250	222
Mekong			0	13	46			5	39	67			90	0	0
Chaktomouk			0	0	0			0	0	0			34	49	130
Por Senchey			0	7	0			0	14	6			89	164	140
Bassak			18	2	0			17	2	0			0	0	0
Sen Sok			0	0	0			0	0	0			0	50	43
Dang Koa			0	0	44			0	0	37			0	3	0
Preaek Phnov			0	0	0			0	0	0			0	0	9
<b>Provincial Total</b>			<b>18</b>	<b>22</b>	<b>90</b>			<b>22</b>	<b>55</b>	<b>110</b>			<b>313</b>	<b>516</b>	<b>544</b>
<b>Preah Vihear</b>															
P Vihear 16 Makara Prov Hos_PH			8	59	47			14	96	42			0	0	0
Tbeng Meanchey			86	90	110			254	283	276			21	17	0
<b>Provincial Total</b>			<b>94</b>	<b>149</b>	<b>157</b>			<b>268</b>	<b>379</b>	<b>318</b>			<b>21</b>	<b>17</b>	<b>0</b>



	NEW CASES OF DIABETES IN ADULTS AGED 25-49					NEW CASES OF DIABETES IN ADULTS AGED 25-49					NUMBER OF WOMEN AGED 30-49 YEAR SCREENED FOR CERVICAL CANCER				
	2012	2013	2014	2015	2016	2012	2013	2014	2015	2016	2012	2013	2014	2015	2016
<b>Province District</b>															
<b>Prey Veng</b>															
Prey Veng Prov. Hosp._PH			0	20	0			0	20	0			0	1034	1438
Kamchay Mear			0	0	0			0	0	0			0	0	0
Kampong Trabek			0	0	0			0	0	0			0	0	3564
Mesang			24	16	24			30	37	41			25	1	0
Peam Ror			0	0	0			4	0	0			0	0	2133
Pearaing			0	0	0			0	0	0			397	1325	663
Preah Sdach			0	0	0			0	0	0			25	45	589
Svay Antor			0	0	0			0	0	0			43	18	0
Sithor Kandal			0	0	0			0	0	0			78	2457	1820
Krong Prey Veng			0	18	3			0	22	18			1	66	41
OD Baphnom			0	0	0			0	0	0			0	1165	2078
Peam Chor			0	0	0			0	0	0			0	0	0
Kanhchriech			0	0	1			0	0	0			20	1714	1200
<b>Provincial Total</b>			24	54	28			34	79	59			589	7825	13526
<b>Pursat</b>															
Pursat Prov. Hosp._PH			669	658	54			1545	1935	111			0	0	0
Bakan			0	1	2			0	2	6			0	86	0
Sampov Meas			4	0	3			7	3	2			0	0	0
Kravanh			0	1	1			2	0	0			0	0	0
Krakor			0	0	0			0	0	0			0	0	0
<b>Provincial Total</b>			673	660	60			1554	1940	119			0	86	0
<b>Ratanakiri</b>															
Ratanakiri Prov Hos._PH			26	60	66			92	100	113			0	0	0
Banlong			1	0	0			4	1	0			0	0	0
Borkeo			0	1	1			0	22	27			0	0	0
<b>Provincial Total</b>			27	61	67			96	123	140			0	0	0
<b>Siemreap</b>															
Siem Reap Prov. Hosp._PH			0	0	0			0	0	0			1	14	202
Kralanh			1	1	1			5	1	0			0	0	0
Siem Reap			1	0	0			3	0	0			0	9	27
Sot Nikum			371	13	30			0	77	56			32	0	74
Angkor Chhum			9	9	3			22	8	4			0	1	0
<b>Provincial Total</b>			382	23	34			30	86	60			33	24	303
<b>Sihanoukville</b>															
Preah Sihanouk Prov. Hosp._PH			0	0	3			0	0	6			0	0	0
Preah Sihanouk			0	0	0			0	0	0			15	95	7
<b>Provincial Total</b>			0	0	3			0	0	6			15	95	7
<b>Stung Treng</b>															
Stung Treng Prov. Hosp._PH			2	6	15			4	14	15			0	0	0
Steung Treng			2	0	0			0	0	0			0	0	0
<b>Provincial Total</b>			4	6	15			4	14	15			0	0	0
<b>Svay Rieng</b>															
Svay Rieng Prov Hosp._PH			95	0	33			206	0	107			0	0	0
Chi Phu			0	0	1			0	2	1			0	62	688
Romeas Hek			3	6	0			2	4	0			136	345	3938
Svay Rieng			0	2	0			0	4	0			515	465	2403
Svay Teap			0	0	2			0	0	1			104	32	1534
<b>Provincial Total</b>			98	8	36			208	10	109			755	904	8563

	NEW CASES OF DIABETES IN ADULTS AGED 25-49					NEW CASES OF DIABETES IN ADULTS AGED 25-49					NUMBER OF WOMEN AGED 30-49 YEAR SCREENED FOR CERVICAL CANCER				
	2012	2013	2014	2015	2016	2012	2013	2014	2015	2016	2012	2013	2014	2015	2016
<b>Province District</b>															
<b>Takeo</b>															
Takeo Prov Hospital_PH			0	0	0			5	0	0			0	0	0
Ang Rokar			0	1	0			0	2	0			2	6	0
Bati			0	1	2			0	0	8			5	5	1
Daun Keo			0	0	0			1	6	1			268	280	200
Kirivong			110	278	18			198	496	69			80	44	57
Prey Kabass			0	0	0			0	0	0			1	10	0
Koh Andeth			0	0	0			0	0	0			92	109	23
<b>Provincial Total</b>			110	280	20			204	504	78			448	454	281
<b>Oddar Meanchey</b>															
Oddor Meanchey Prov Hosp_PH			7	587	380			3	412	348			0	0	0
Samraong			0	0	1			0	0	0			0	2	20
Anlong Veng			0	20	0			0	21	0			0	0	78
<b>Provincial Total</b>			7	607	381			3	433	348			0	2	98
<b>Kep</b>															
Kep Prov. Hosp._PH			0	0	0			0	0	3			21	69	542
Kep			0	0	0			0	0	0			0	0	0
<b>Provincial Total</b>			0	0	0			0	0	3			21	69	542
<b>Pailin</b>															
Pailin Prov. Hosp._PH			0	0	0			0	0	0			0	0	0
Pailin			0	2	4			1	3	6			29	23	19
<b>Provincial Total</b>			0	2	4			1	3	6			29	23	19
<b>Tbong Khmum</b>															
Tbong Khmum			1	0	0			0	0	0			0	0	0
Suong			0	0	0			0	0	0			38	47	41
Kroch Chhmar			17	89	144			57	73	165			0	0	0
Memut			0	0	0			0	3	0			74	79	128
O Reang Ov			4	3	6			0	3	15			0	0	0
Ponhea Krek			39	7	0			114	19	3			0	0	0
Dambae			26	3	1			60	9	3			0	0	0
<b>Provincial Total</b>			87	102	151			231	107	186			112	126	169
<b>Total</b>			2117	3346	2324			3992	6905	4583			9354	18641	50627
<b>National Hospital</b>															
Ang Duong			0	0	0			0	0	0			0	0	0
Angkor Pediatric Hospital															
Calmette			22	24	103			24	74	235			650	761	1580
CENAT			0	0	0			0	0	0			0	0	0
JaYa 7			0	0	0			0	0	0			0	0	0
Khmer-Soviet Friendship			46	0	159			40	75	205			0	0	0
Kossamak			0	0	0			0	0	0			0	0	0
Kantha Bopha			0	0	0			0	0	0			0	0	0
MCH			0	0	0			0	0	0			0	0	317
National Pediatric			0	0	0			0	0	0			0	0	0
<b>Provincial Total</b>			68	24	262			64	149	440			650	761	1897
<b>Total Country</b>			2185	3370	2586			4056	7054	5023			10004	19402	52524

	MALARIA MORTALITY (IPD)					TOTAL DELIVERIES					ANC4 CONSULTATIONS				
	2012	2013	2014	2015	2016	2012	2013	2014	2015	2016	2012	2013	2014	2015	2016
<b>Province District</b>															
<b>Banteay Meanchey</b>															
Cambodia-Japan Friendship PH_PH			0	0	0	1163	1238	1311	1271	1290	68	79	62	23	6
Mongkol Borei			0	0	0	4846	4895	5136	4759	4351	4612	4372	4505	4777	4153
Poipet			0	0	0	4553	4319	4470	4597	4422	2889	3042	4276	5067	5449
Preah Net Preah			0	0	0	2200	2177	2168	2231	1924	2069	1932	2517	3070	3239
Thma Puok			0	0	0	2448	2253	2078	1910	1995	1822	1573	1651	1901	1653
<b>Provincial Total</b>			0	0	0	15210	14882	15163	14768	13982	11460	10998	13011	14838	14500
<b>Battambang</b>															
Battambang Provincial Hosp._PH			0	0	0	2961	3002	3441	3643	3578	0	0	0	61	81
Thmar Koul			0	0	0	3903	3536	3380	3436	3431	4089	4448	4521	4677	4296
Maung Russei			0	0	0	3715	3663	3973	4230	4252	3649	3647	4141	4522	4512
Sampov Luon			0	0	0	3226	3493	3478	3775	3815	3213	3387	3696	3907	3840
Battambang			0	0	0	5025	4803	4504	4595	4148	8270	7729	8079	8705	7656
Sangkae			0	0	0	3232	3022	3273	3033	2946	3527	3696	3817	3802	3904
<b>Provincial Total</b>			0	0	0	22062	21519	22049	22712	22170	22748	22907	24254	25674	24289
<b>Kampong Cham</b>															
Kampong Cham Prov. Hosp._PH			4	0	0	3486	3807	4084	4080	4562	0	0	0	0	0
Chamkar Leu			0	0	0	2241	2031	1991	2386	2410	2356	2380	2691	3117	2951
Choeung Prey			0	0	0	1914	1816	1735	1438	1378	1489	1966	2315	2448	2172
Kampong Cham - Kg. Siem			0	0	0	2826	2892	5066	6623	8073	3201	2677	1981	2340	2221
Prey Chhor			0	0	0	3187	3254	2313	2163	1934	3193	3851	3115	3159	3125
Srey Santhor			0	0	0	2503	2631	1584	1709	1641	1652	1820	1218	1311	1361
Stueng Trang			0	0	0	1520	1539	1549	1583	1641	1995	2103	2021	1885	1783
Batheay			0	0	0	1922	1884	1643	1971	1694	1973	2752	3034	3463	3090
Koh Sotin			0	0	0	0	0	705	580	529	0	0	510	495	527
Kang Meas			0	0	0	0	0	1521	1351	1248	0	0	1704	1721	1527
<b>Provincial Total</b>			4	0	0	19599	19854	22191	23884	25110	15859	17549	18589	19939	18757
<b>Kampong Chhnang</b>															
Kampong Chhnang_ Prov Hosp_PH			0	0	0	1476	1732	1629	1975	2176	0	0	0	0	0
Kampong Chhnang			0	0	0	3641	3559	3574	3612	3440	2683	2661	3105	2958	2781
Boribo			0	0	0	3865	3955	3945	4189	3716	3517	4118	4502	4859	3718
Phnom Srouch			0	0	0	2887	2788	2779	3023	2742	1525	1501	1539	1706	1535
<b>Provincial Total</b>			0	0	0	11869	12034	11927	12799	12074	7725	8280	9146	9523	8034
<b>Kampong Speu</b>															
Kampong Speu Prov. Hosp._PH			0	1	0	1557	1754	2152	2499	2366	0	0	0	0	0
Kampong Speu			0	0	0	5717	5324	3691	3513	3337	5734	5207	4210	4341	3959
Kong Pisey			0	0	0	4476	4553	4368	4612	4361	3814	3623	3704	4021	4052
Ou Dongk			0	0	0	2409	2283	2256	2320	2084	2064	2027	1950	2094	1922
Phnom Srouch			0	0	0	0	0	450	1489	1398	0	0	421	1220	1213
<b>Provincial Total</b>			0	1	0	14159	13914	12917	14433	13546	11612	10857	10285	11676	11146
<b>Kampong Thom</b>															
Kampong Thom Prov. Hosp._PH			0	0	0	1459	1364	1465	1630	1473	0	0	0	0	0
Baray and Santuk			0	0	0	3554	3926	4161	4295	3896	2841	2811	2962	2988	2733
Kampong Thom			0	0	0	3509	3739	3765	3893	3840	2856	2997	3106	3248	2983
Stong			0	0	0	2938	2612	2463	2511	2086	1258	1538	1577	1922	1725
<b>Provincial Total</b>			0	0	0	11460	11641	11854	12329	11295	6955	7346	7645	8158	7441

	MALARIA MORTALITY (IPD)					TOTAL DELIVERIES					ANC4 CONSULTATIONS				
	2012	2013	2014	2015	2016	2012	2013	2014	2015	2016	2012	2013	2014	2015	2016
<b>Province District</b>															
<b>Kampot</b>															
Kampot Prov. Hosp._PH			0	0	0	1727	2062	2451	3099	3033	0	0	0	0	0
Angkor Chey			0	0	0	2168	2397	2632	2736	2553	1173	1149	1079	1148	1407
Chhouk			0	0	0	3830	3613	4216	4120	4249	3989	3889	4538	3754	2889
Kampong Trach			0	0	0	2680	2678	2481	2381	2307	1150	1211	1181	1405	1210
Kampot			0	0	0	1759	2092	2312	2161	1901	1505	1513	1736	1989	1964
<b>Provincial Total</b>			0	0	0	12164	12842	14092	14497	14043	7817	7762	8534	8296	7470
<b>Kandal</b>															
Cheychnash Hosp._PH			0	0	0	1276	1669	2362	2777	3292	0	0	0	0	0
Ang Snuol			0	0	0	1701	1668	1682	1523	1998	1525	1656	2240	2754	2057
Kean Svay			0	0	0	4239	4095	2525	2504	2569	2066	2069	1389	2044	1799
Koh Thom			0	0	0	2117	2159	2047	2153	2186	3032	3429	3586	3804	2514
Ksach Kandal			0	0	0	1775	1974	2006	1783	1757	2008	2086	2207	2393	2519
Muk Kam Poul			0	0	0	1286	1458	1529	1443	1510	1488	2160	1644	1408	1184
Ponhea Leu			0	0	0	1239	1330	1303	1360	1587	1184	1150	1141	1200	1137
Saang			0	0	0	2297	2338	1648	1422	1378	1556	1574	1287	1693	1537
Takhmao			0	0	0	2599	2420	1776	1789	1580	4314	3495	3315	4168	4015
Lvea Em			0	0	0	1742	1727	1692	1854	1748	697	793	844	994	988
Leuk Deak			0	0	0	0	0	1595	1454	1709	0	0	912	911	838
<b>Provincial Total</b>			0	0	0	20271	20838	20165	20062	21314	17870	18412	18565	21369	18588
<b>Koh Kong</b>															
Koh Kong Prov. Hosp._PH			0	3	0	626	663	677	686	787	0	0	0	0	0
Smach Mean Chey			0	0	0	469	456	472	438	380	877	967	1107	1229	1187
Srae Ambel			0	0	0	1002	1074	1019	1192	1106	566	706	821	1080	943
<b>Provincial Total</b>			0	3	0	2097	2193	2168	2316	2273	1443	1673	1928	2309	2130
<b>Kratie</b>															
Kratie Prov. Hosp._PH			1	2	0	1458	1440	1403	1813	1879	0	0	0	0	0
Chhlong			1	0	0	1900	2114	2736	2705	2925	900	744	1091	1235	1058
Kratie			0	0	0	2382	2753	2737	2943	3199	2119	2312	2529	2622	2583
<b>Provincial Total</b>			2	2	0	5740	6307	6876	7461	8003	3019	3056	3620	3857	3641
<b>Mondul Kiri</b>															
Mondul Kiri Prov Hosp._PH			0	0	0	309	343	199	454	516	0	0	0	0	45
Sen Monorom			0	0	0	1084	1260	1280	1371	1552	735	1128	1316	1671	1995
<b>Provincial Total</b>			0	0	0	1393	1603	1479	1825	2068	735	1128	1316	1671	2040
<b>Phnom Penh</b>															
Municipal Hospital_PH			0	0	0	2464	2530	2268	2387	2145	0	0	0	0	0
Mekong			0	0	0	2526	2669	1366	1446	1592	2560	2863	1120	1028	1709
Chaktomouk			0	0	0	1029	1078	2127	1786	1361	2164	1884	4645	4940	4049
Por Senchey			0	0	0	1906	2115	1620	1592	1741	2625	2731	2585	3324	3055
Bassak			0	0	0	3949	3806	3138	2779	2590	2657	2873	2240	3072	2711
Sen Sok			0	0	0	2928	2759	1830	2273	2136	3292	2937	2655	3359	3302
Dang Koa			0	0	0	0	0	676	899	1005	0	0	979	1235	1607
Preaek Phnov			0	0	0	0	0	722	532	630	0	0	1269	1206	958
<b>Provincial Total</b>			0	0	0	14802	14957	13747	13694	13200	13298	13288	15493	18164	17391
<b>Preah Vihear</b>															
P Vihear 16 Makara Prov Hos_PH			0	0	0	776	940	1112	979	1027	106	149	177	134	322
Tbeng Meanchey			0	0	0	3542	3585	3903	4231	4379	1471	2380	2924	3164	2870
<b>Provincial Total</b>			0	0	0	4318	4525	5015	5210	5406	1577	2529	3101	3298	3192

	MALARIA MORTALITY (IPD)					TOTAL DELIVERIES					ANC4 CONSULTATIONS				
	2012	2013	2014	2015	2016	2012	2013	2014	2015	2016	2012	2013	2014	2015	2016
<b>Province District</b>															
<b>Prey Veng</b>															
Prey Veng Prov. Hosp._PH			0	0	0	656	645	920	1675	1349	0	0	0	0	0
Kamchay Mear			0	0	0	1751	2049	1520	1375	1204	1210	1390	1312	1286	1260
Kampong Trabek			0	0	0	2183	2349	2395	2577	2239	1331	1148	1198	1375	1060
Mesang			0	0	0	2147	2039	1827	1791	1391	1352	1099	1144	1297	1065
Peam Ror			0	0	0	2468	2819	1299	1414	1362	1844	1706	942	1028	759
Pearaing			0	0	0	4068	3865	2720	2662	2349	3128	3529	2552	2663	3062
Preah Sdach			0	0	0	2394	2526	2678	2617	1935	1383	1799	1732	1836	1824
Svay Antor			0	0	0	2591	2314	1352	1816	1441	1703	1766	1058	1190	1085
Sithor Kandal			0	0	0	0	0	1224	1430	1232	0	0	1526	1622	1481
Krong Prey Veng			0	0	0	0	0	312	490	392	0	0	488	690	918
OD Baphnom			0	0	0	0	0	1464	1458	1179	0	0	851	808	693
Peam Chor			0	0	0	0	0	985	951	758	0	0	714	791	859
Kanhchriech			0	0	0	0	0	1272	1269	851	0	0	972	905	782
<b>Provincial Total</b>			0	0	0	18258	18606	19968	21525	17682	11951	12437	14489	15491	14848
<b>Pursat</b>															
Pursat Prov. Hosp._PH			0	0	0	1450	1284	1418	1687	1736	0	0	0	0	0
Bakan			0	0	0	2831	2713	3095	3090	2916	2580	2872	3855	4203	3817
Sampov Meas			0	0	0	5900	5776	2336	2180	2044	4520	4713	2226	2483	2224
Kravanh			0	0	0	0	0	2080	2479	1889	0	0	1771	1864	1612
Krakor			0	0	0	0	0	2262	1962	1877	0	0	1725	1880	1700
<b>Provincial Total</b>			0	0	0	10181	9773	11191	11398	10462	7100	7585	9577	10430	9353
<b>Ratanakiri</b>															
Ratanakiri Prov Hosp._PH			2	1	0	1045	1209	1378	1555	1568	0	0	0	0	0
Banlong			0	0	0	3097	3176	2051	1914	2123	1677	2627	2480	3719	3411
Borkeo			0	0	0	0	0	1692	1604	1537	0	0	1362	2037	2343
<b>Provincial Total</b>			2	1	0	4142	4385	5121	5073	5228	1677	2627	3842	5756	5754
<b>Siemreap</b>															
Siem Reap Prov. Hosp._PH			2	2	0	1185	1300	1699	2001	1958	0	13	74	191	236
Kralanh			0	0	0	3423	1884	2658	2800	2058	1432	1910	2547	2762	2826
Siem Reap			0	0	0	10032	1958	1950	1946	1683	5663	6112	7482	8845	9279
Sot Nikum			0	0	0	7945	6166	5410	4773	4858	4123	4637	6293	6213	5777
Angkor Chhum			0	0	0	4007	3946	3917	3889	3718	3775	4039	4280	4993	4823
<b>Provincial Total</b>			2	2	0	26592	15254	15634	15409	14275	14993	16711	20676	23004	22941
<b>Sihanoukville</b>															
Preah Sihanouk Prov. Hosp._PH			0	0	0	1405	1451	1300	1302	1394	0	0	0	0	0
Preah Sihanouk			0	0	0	3138	2998	2800	2810	2620	3342	3299	3455	2974	2796
<b>Provincial Total</b>			0	0	0	4543	4449	4100	4112	4014	3342	3299	3455	2974	2796
<b>Stung Treng</b>															
Stung Treng Prov. Hosp._PH			1	0	0	1176	1261	1423	1634	1436	0	213	195	247	187
Steung Treng			0	0	0	1496	1543	1831	1983	2256	1417	1542	2876	3262	3394
<b>Provincial Total</b>			1	0	0	2672	2804	3254	3617	3692	1417	1755	3071	3509	3581
<b>Svay Rieng</b>															
Svay Rieng Prov Hosp._PH			0	0	0	2270	2624	3012	3454	3334	0	0	0	0	0
Chi Phu			0	0	0	2107	2296	2275	2350	2288	984	1213	1375	1682	1579
Romeas Hek			0	0	0	2694	2349	2283	2307	2280	2845	1679	1768	1989	1832
Svay Rieng			0	0	0	5041	4644	2874	2824	2647	4058	4001	2729	2994	2704
Svay Teap			0	0	0	0	0	1872	1827	1566	0	0	1665	2132	1798
<b>Provincial Total</b>			0	0	0	12112	11913	12316	12762	12115	7887	6893	7537	8797	7913

	MALARIA MORTALITY (IPD)					TOTAL DELIVERIES					ANC4 CONSULTATIONS				
	2012	2013	2014	2015	2016	2012	2013	2014	2015	2016	2012	2013	2014	2015	2016
<b>Province District</b>															
<b>Takeo</b>															
Takeo Prov Hospital_PH			0	0	0	1742	1804	2148	2299	2448	0	0	11	4	0
Ang Rokar			0	0	0	3205	3315	3281	2991	2839	2330	2544	2997	3055	2827
Bati			0	0	0	3171	3077	2862	2933	2504	3207	3679	4326	4286	4344
Daun Keo			0	0	0	3865	4035	4299	3773	4045	1495	2583	3196	3344	3727
Kirivong			0	0	0	4178	3958	3248	3436	3238	1967	2608	1676	1792	1780
Prey Kabass			0	0	0	2554	2706	2513	2688	2639	2453	2505	2533	2716	2641
Koh Andeth			0	0	0	0	0	963	906	863	0	0	1189	1208	1284
<b>Provincial Total</b>			0	0	0	18715	18895	19314	19026	18576	11452	13919	15928	16405	16603
<b>Oddar Meanchey</b>															
Oddor Meanchey Prov Hosp_PH			0	0	0	563	674	778	1042	911	0	0	0	7	8
Samraong			0	0	0	4594	4775	1580	2404	2227	3561	4538	1945	3359	3229
Anlong Veng			0	0	0	0	0	1319	2353	2393	0	0	1276	2298	2360
<b>Provincial Total</b>			0	0	0	5157	5449	3677	5799	5531	3561	4538	3221	5664	5597
<b>Kep</b>															
Kep Prov. Hosp._PH			0	0	0	215	300	391	327	230	56	25	64	115	95
Kep			0	0	0	256	377	245	213	258	141	197	246	376	347
<b>Provincial Total</b>			0	0	0	471	677	636	540	488	197	222	310	491	442
<b>Pailin</b>															
Pailin Prov. Hosp._PH			0	0	0	947	983	1053	987	1048	0	0	0	0	0
Pailin			0	0	0	970	716	846	849	821	1592	1406	1554	1515	1575
<b>Provincial Total</b>			0	0	0	1917	1699	1899	1836	1869	1592	1406	1554	1515	1575
<b>Tbong Khmum</b>															
Tbong Khmum			0	0	0			2419	2419	2280			1842	2024	2161
Suong			0	0	0			739	718	617			631	717	827
Kroch Chhmar			0	0	0			975	1161	1041			1832	1652	1357
Memut			0	0	0			2760	3083	3495			3780	4118	4292
O Reang Ov			0	0	0			1418	1564	1442			1150	1133	957
Ponhea Krek			0	0	0			2516	2136	2240			2924	2977	2646
Dambae			0	0	0			1805	1357	1373			1511	1654	1541
<b>Provincial Total</b>			0	0	0			12632	12438	12488			13670	14275	13781
<b>Total</b>			11	7	0	259904	251013	269385	279525	270904	187287	197177	232817	257083	243803
<b>National Hospital</b>															
Ang Duong			0	0	0	0	0	0	0	0	0	0	0	0	0
Angkor Pediatric Hospital						0	0				0	0			
Calmette			0	1	1	10009	8843	9997	11191	10854	4133	3708	4178	4770	4523
CENAT			0	0	0	0	0	0	0	0	0	0	0	0	0
JaYa 7			0	0	0	0	10880	14238	19797	24504	0	0	0	3029	17157
Khmer-Soviet Friendship			0	0	1	1926	1913	1084	2117	2086	340	280	174	304	240
Kossamak			0	0	0	397	370	345	83	0	45	42	28	3	0
Kantha Bopha			0	0	0	0	0	0	0	0	0	0	0	0	0
MCH			0	0	0	6959	6804	7712	7261	7642	2304	1712	1697	1529	1248
National Pediatric			0	0	0	0	0	0	0	0	0	0	0	0	0
<b>Provincial Total</b>			0	0	0	19291	28810	33376	40449	45086	6822	5742	6077	9635	23168
<b>Total Country</b>			11	8	2	279195	279823	302761	319974	315990	194109	202919	238894	266718	266971



Province	District	TB MORTALITY					TB CASES (IPD)					DENGUE MORBIDITY (IPD)				
		2012	2013	2014	2015	2016	2012	2013	2014	2015	2016	2012	2013	2014	2015	2016
<b>Banteay Meanchey</b>																
	Cambodia-Japan Friendship PH_PH			15	4	6			49	27	201	207	18	208	18	5
	Mongkol Borei			0	2	3			50	44	45	36	7	36	7	0
	Poipet			0	0	2			107	128	145	284	12	285	87	7
	Preah Net Preah			3	1	2			217	264	276	188	18	188	19	0
	Thma Puok			2	1	1			45	75	97	22	1	22	37	7
	<b>Total Province</b>			20	8	14			468	538	764	737	56	739	168	19
<b>Battambang</b>																
	Battambang Provincial Hosp._PH			24	38	34			344	494	575	702	133	703	133	8
	Thmar Koul			0	0	0			29	8	7	66	0	66	5	1
	Maung Russei			10	8	15			298	479	561	327	12	327	22	0
	Sampov Luon			1	1	0			12	3	13	49	15	50	15	1
	Battambang			0	0	0			3	1	18	33	24	33	24	10
	Sangkae			0	1	1			92	69	134	8	0	8	0	0
	<b>Total Province</b>			35	48	50			778	1054	1308	1185	184	1187	199	20
<b>Kampong Cham</b>																
	Kampong Cham Prov. Hosp._PH			11	5	3			701	289	311	845	647	845	647	3
	Chamkar Leu			0	0	0			0	5	0	109	34	110	34	6
	Choeung Prey			0	0	0			27	10	38	41	44	41	44	12
	Kampong Cham - Kg. Siem			0	0	0			0	0	0	2	0	2	0	0
	Prey Chhor			0	0	0			31	48	12	10	243	10	243	0
	Srey Santhor			0	0	0			175	81	92	35	4	38	10	1
	Stueng Trang			0	0	0			46	40	72	0	1	0	2	0
	Batheay			5	0	0			10	67	147	6	4	7	21	1
	Koh Sotin			0	0	0			25	14	23	0	0	0	0	0
	Kang Meas			0	0	0			0	0	0	0	0	0	0	0
	<b>Total Province</b>			16	5	3			1015	554	695	1048	977	1053	1001	23
<b>Kampong Chhnang</b>																
	Kampong Chhnang_ Prov Hosp_PH			0	0	1			141	127	205	102	40	102	40	0
	Kampong Chhnang			0	0	0			33	9	13	47	16	47	43	4
	Kampong Tralach			0	0	0			5	0	0	30	8	30	9	2
	Boribo			0	0	0			1	1	0	0	3	0	169	1
	<b>Total Province</b>			0	0	1			180	137	218	179	67	179	261	7
<b>Kampong Speu</b>																
	Kampong Speu Prov. Hosp._PH			5	0	5			129	97	258	105	10	118	26	30
	Kampong Speu			0	0	0			22	0	0	4	9	4	9	0
	Kong Pisey			0	0	0			335	181	1119	0	0	0	0	0
	Ou Dongk			0	1	1			14	45	74	6	8	7	14	13
	Phnom Srouch			0	0	0			0	0	0	0	0	0	0	1
	<b>Total Province</b>			5	1	6			500	323	1451	115	27	129	49	44
<b>Kampong Thom</b>																
	Kampong Thom Prov. Hosp._PH			3	0	0			111	117	226	294	192	294	192	0
	Baray and Santuk			1	0	0			42	37	69	26	4	26	4	3
	Kampong Thom			0	0	0			95	245	380	15	31	24	49	25
	Stong			1	0	0			18	29	33	20	10	20	10	1
	<b>Total Province</b>			5	0	0			266	428	708	355	237	364	255	29



Province	District	TB MORTALITY					TB CASES (IPD)					DENGUE MORBIDITY (IPD)				
		2012	2013	2014	2015	2016	2012	2013	2014	2015	2016	2012	2013	2014	2015	2016
<b>Kampot</b>																
	Kampot Prov. Hosp._PH			1	0	1			81	95	160	303	113	336	146	53
	Angkor Chey			1	2	2			120	40	44	17	10	18	10	0
	Chhouk			6	2	0			79	79	80	30	3	31	4	3
	Kampong Trach			0	0	1			33	22	30	1	14	1	15	0
	Kampot			0	0	0			0	0	0	0	0	0	0	0
	<b>Total Province</b>			8	4	4			313	236	314	351	140	386	175	56
<b>Kandal</b>																
	Cheychnash Hosp._PH			0	0	3			206	221	161	89	9	97	60	36
	Ang Snuol			0	0	0			0	0	15	0	0	0	0	1
	Kean Svay			0	0	0			62	59	38	19	12	19	15	8
	Koh Thom			1	0	0			17	1	8	14	22	15	22	0
	Ksach Kandal			0	0	0			3	11	0	477	45	479	45	0
	Muk Kam Poul			0	0	0			48	58	82	19	5	19	30	0
	Ponhea Leu			0	0	0			103	66	0	0	0	0	0	0
	Saang			0	1	1			82	126	182	3	0	3	0	0
	Takhmao			0	0	0			33	56	39	0	0	4	2	0
	Lvea Em			0	0	0			41	0	1	8	1	9	3	5
	Leuk Deak			0	0	0			38	30	64	0	0	0	3	9
	<b>Total Province</b>			1	1	4			633	628	590	629	94	645	180	59
<b>Koh Kong</b>																
	Koh Kong Prov. Hosp._PH			2	3	2			30	33	20	63	64	66	64	1
	Smach Mean Chey			0	0	0			0	0	0	1	18	2	20	3
	Srae Ambel			0	0	0			0	1	2	7	26	7	29	1
	<b>Total Province</b>			2	3	2			30	34	22	71	108	75	113	5
<b>Kratie</b>																
	Kratie Prov. Hosp._PH			0	1	2			63	105	144	39	23	39	75	2
	Chhlong			0	0	0			24	23	60	52	21	52	24	1
	Kratie			1	0	0			34	10	7	10	16	10	63	3
	<b>Total Province</b>			1	1	2			121	138	211	101	60	101	162	6
<b>Mondul Kiri</b>																
	Mondul Kiri Prov Hosp._PH			0	0	0			18	33	75	1	0	1	13	3
	Sen Monorom			1	0	1			3	1	15	0	0	0	0	6
	<b>Total Province</b>			1	0	1			21	34	90	1	0	1	13	9
<b>Phnom Penh</b>																
	Municipal Hospital_PH			0	0	0			35	31	21	36	8	37	8	0
	Mekong			0	0	0			0	0	20	0	9	0	9	0
	Chaktomouk			0	0	0			0	0	0	69	0	69	0	0
	Por Senchey			0	0	0			20	4	16	0	0	0	0	0
	Bassak			0	0	0			18	16	1	1	1	1	3	2
	Sen Sok			0	0	0			0	1	2	2	0	2	0	1
	Dang Koa			0	0	0			29	20	8	0	0	0	0	0
	Preaek Phnov			0	0	0			0	0	0	0	0	0	0	0
	<b>Total Province</b>			0	0	0			102	72	68	108	18	109	20	3
<b>Preah Vihear</b>																
	P Vihear 16 Makara Prov Hos_PH			4	1	0			16	165	263	213	264	218	283	50
	Tbeng Meanchey			0	0	0			8	15	15	159	310	179	318	78
	<b>Total Province</b>			4	1	0			24	180	278	372	574	397	601	128

Province	District	TB MORTALITY					TB CASES (IPD)					DENGUE MORBIDITY (IPD)				
		2012	2013	2014	2015	2016	2012	2013	2014	2015	2016	2012	2013	2014	2015	2016
<b>Prey Veng</b>																
	Prey Veng Prov. Hosp._PH			0	0	0			15	4	0	5	0	5	0	1
	Kamchay Mear			0	0	0			24	20	110	3	2	3	2	0
	Kampong Trabek			0	0	0			7	0	0	57	2	57	3	0
	Mesang			0	0	0			19	20	75	30	16	32	17	15
	Peam Ror			0	0	0			103	78	99	74	19	74	21	4
	Pearaing			0	0	0			73	78	22	98	152	101	162	2
	Preah Sdach			0	0	0			50	31	0	0	0	16	5	0
	Svay Antor			0	0	0			0	10	10	0	0	0	0	0
	Sithor Kandal			0	0	0			5	0	8	0	0	0	2	24
	Krong Prey Veng			0	0	0			0	0	0	0	0	0	0	0
	OD Baphnom			0	0	0			43	10	0	0	0	2	9	0
	Peam Chor			0	0	0			35	32	28	0	0	0	0	0
	Kanhchriech			0	0	0			13	5	9	0	0	0	0	0
	<b>Total Province</b>			0	0	0			387	288	361	267	191	290	221	46
<b>Pursat</b>																
	Pursat Prov. Hosp._PH			3	1	1			165	141	224	77	80	86	84	6
	Bakan			2	1	1			128	133	180	41	15	41	15	1
	Sampov Meas			0	0	0			0	0	0	6	27	6	27	18
	Kravanh			0	0	0			139	18	123	0	0	0	0	9
	Krakor			0	3	1			96	44	118	0	0	1	0	1
	<b>Total Province</b>			5	5	3			528	336	645	124	122	134	126	35
<b>Ratanakiri</b>																
	Ratanakiri Prov. Hos._PH			2	2	0			52	52	110	25	10	25	10	0
	Banlong			0	0	0			1	11	30	1	14	1	15	1
	Borkeo			0	0	0			6	4	13	0	0	0	0	0
	<b>Total Province</b>			2	2	0			59	67	153	26	24	26	25	1
<b>Siemreap</b>																
	Siem Reap Prov. Hosp._PH			22	10	10			719	723	1035	108	35	127	41	4
	Kralanh			5	2	2			189	177	312	113	16	114	29	6
	Siem Reap			0	0	0			6	0	0	0	0	0	1	74
	Sot Nikum			3	2	1			151	180	273	228	234	228	234	0
	Angkor Chhum			0	0	0			29	41	145	15	1	15	2	1
	<b>Total Province</b>			30	14	13			1094	1121	1765	464	286	484	307	85
<b>Sihanoukville</b>																
	Preah Sihanouk Prov. Hosp._PH			0	0	0			0	0	18	39	10	40	11	5
	Preah Sihanouk			0	0	0			0	0	0	0	0	0	0	0
	<b>Total Province</b>			0	0	0			0	0	18	39	10	40	11	5
<b>Stung Treng</b>																
	Stung Treng Prov. Hosp._PH			1	0	0			14	3	1	2	5	2	11	8
	Steung Treng			0	0	0			0	0	0	0	1	0	1	0
	<b>Total Province</b>			1	0	0			14	3	1	2	6	2	12	8
<b>Svay Rieng</b>																
	Svay Rieng Prov. Hosp._PH			0	1	1			86	29	63	389	66	394	68	1
	Chi Phu			0	0	0			121	114	28	140	132	144	132	0
	Romeas Hek			0	1	0			68	59	147	42	2	44	12	15
	Svay Rieng			1	0	1			36	5	25	0	0	0	0	4
	Svay Teap			0	2	6			389	190	316	0	0	0	0	0
	<b>Total Province</b>			1	4	8			700	397	579	571	200	582	212	20

Province	District	TB MORTALITY					TB CASES (IPD)					DENGUE MORBIDITY (IPD)				
		2012	2013	2014	2015	2016	2012	2013	2014	2015	2016	2012	2013	2014	2015	2016
<b>Takeo</b>																
	Takeo Prov Hospital_PH			4	9	7			457	542	745	471	235	522	277	21
	Ang Rokar			0	0	0			8	0	38	322	18	325	18	1
	Bati			1	1	0			212	163	172	19	6	19	6	1
	Daun Keo			0	0	0			0	0	0	0	0	0	0	4
	Kirivong			5	1	1			68	42	160	198	64	200	64	3
	Prey Kabass			0	0	0			33	121	185	14	44	14	44	2
	Koh Andeth			0	1	0			29	21	0	0	0	1	2	0
	<b>Total Province</b>			10	12	8			807	889	1300	1024	367	1081	411	32
<b>Oddar Meanchey</b>																
	Oddor Meanchey Prov Hosp_PH			3	0	1			173	94	234	183	69	183	69	0
	Samraong			0	0	0			0	0	0	1	10	1	10	0
	Anlong Veng			0	0	1			24	42	40	0	0	0	0	0
	<b>Total Province</b>			3	0	2			197	136	274	184	79	184	79	0
<b>Kep</b>																
	Kep Prov. Hosp._PH			0	0	0			62	55	18	1	1	1	1	0
	Kep			0	0	0			0	0	0	0	0	0	0	149
	<b>Total Province</b>			0	0	0			62	55	18	1	1	1	1	149
<b>Pailin</b>																
	Pailin Prov. Hosp._PH			0	1	1			38	37	88	50	112	59	131	32
	Pailin			0	0	0			0	0	0	0	0	0	0	0
	<b>Total Province</b>			0	1	1			38	37	88	50	112	59	131	32
<b>Tbong Khmum</b>																
	Tbong Khmum			0	0	0			42	18	19	0	0	40	6	2
	Suong			0	0	0			0	0	0	0	0	0	0	0
	Kroch Chhmar			2	1	0			69	49	70	0	0	3	1	0
	Memut			1	0	0			17	19	89	0	0	2	34	9
	O Reang Ov			0	0	0			29	25	40	0	0	1	0	7
	Ponhea Krek			0	0	0			26	1	16	0	0	5	0	3
	Dambae			0	0	0			0	0	0	0	0	0	0	1
	<b>Total Province</b>			3	1	0			183	112	234	0	0	51	41	22
	<b>Total</b>			153	111	122			8520	7797	12153	8004	3940	8299	4774	843
<b>National Hospital</b>																
	Ang Duong_NH			0	0	0			0	0	0	0	0	0	0	0
	Calmette_NH			18	2	2			399	333	607	58	54	66	54	1
	CENAT_NH			1	0	0			0	0	0	0	0	0	0	0
	JaYa 7_NH			5	12	51			8974	8427	14001	1761	891	2094	2160	3
	Khmer-Soviet Friendship_NH			21	35	17			278	517	1196	124	48	129	51	21
	Kossamak_NH			0	0	0			4	0	0	0	0	0	0	0
	Kantha Bopha_NH			1	4	4			6204	6113	6385	2681	1077	2681	1077	4
	MCH_NH			0	0	0			0	0	0	0	0	0	0	0
	National Pediatric_NH			0	1	1			17	4	15	2141	524	2141	525	53
	<b>Total</b>			46	54	75			15876	15394	22204	6765	2594	7111	3867	82
	<b>Total Country</b>			199	165	197			24396	23191	34357	14769	6534	15410	8641	925

	DENGUE MORTALITY (IPD)					IPD MALARIA CASES					PNC 1 VISITS				
	2012	2013	2014	2015	2016	2012	2013	2014	2015	2016	2012	2013	2014	2015	2016
Province District															
<b>Banteay Meanchey</b>															
Cambodia-Japan Friendship PH_PH	0	2	2	0	1	14	9	0	10	7	1127	1087	450	476	1275
Mongkol Borei	0	0	0	0	0	13	7	0	6	15	4128	3395	3509	3325	3221
Poipet	2	0	2	0	0	36	32	16	23	17	3151	3238	3508	3630	3801
Preah Net Preah	0	0	0	0	0	10	6	2	4	7	2197	2181	2108	2176	1913
Thma Puok	0	0	0	1	0	6	2	0	5	7	2375	2166	2119	2026	2090
<b>Total Province</b>	<b>6</b>	<b>2</b>	<b>4</b>	<b>1</b>	<b>1</b>	<b>79</b>	<b>56</b>	<b>18</b>	<b>48</b>	<b>53</b>	<b>12978</b>	<b>12067</b>	<b>11694</b>	<b>11633</b>	<b>12300</b>
<b>Battambang</b>															
Battambang Provincial Hosp._PH	6	2	2	1	0	69	47	14	39	23	1434	1563	2371	3422	2914
Thmar Koul	0	0	0	0	0	23	4	2	10	7	3187	3159	3412	3441	3442
Maung Russei	2	1	0	0	0	49	20	2	57	24	3825	3571	3950	3913	4221
Sampov Luon	1	0	1	1	0	61	21	26	77	14	3152	3333	3246	3601	3719
Battambang	0	0	0	0	0	90	47	34	57	12	6622	5894	4865	4829	4270
Sangkae	0	0	0	0	0	12	4	0	7	0	3125	2947	3129	3052	2951
<b>Total Province</b>	<b>9</b>	<b>3</b>	<b>3</b>	<b>2</b>	<b>0</b>	<b>304</b>	<b>143</b>	<b>78</b>	<b>247</b>	<b>80</b>	<b>21345</b>	<b>20467</b>	<b>20973</b>	<b>22258</b>	<b>21517</b>
<b>Kampong Cham</b>															
Kampong Cham Prov. Hosp._PH	15	10	3	4	0	201	77	54	107	64	0	0	0	0	0
Chamkar Leu	0	0	0	0	0	84	36	26	40	18	2127	2062	1757	2366	2389
Choeung Prey	0	0	0	0	0	105	47	10	31	10	1889	1824	1479	1634	1581
Kampong Cham - Kg. Siem	0	0	0	0	0	18	14	0	0	0	2199	1596	773	716	793
Prey Chhor	0	0	0	0	0	174	37	2	66	28	2964	3046	2102	1883	1659
Srey Santhor	0	0	3	0	0	56	28	0	39	15	2130	2140	1380	1361	1487
Stueng Trang	0	0	0	0	0	46	17	24	16	10	1278	1444	1482	1574	1897
Batheay	0	0	1	0	0	29	8	8	55	36	1882	1859	1420	1927	1758
Koh Sotin	0	0	0	0	0	0	0	0	11	6	0	0	598	445	550
Kang Meas	0	0	0	0	0	0	0	0	0	0	0	0	1446	1305	1267
<b>Total Province</b>	<b>15</b>	<b>10</b>	<b>7</b>	<b>4</b>	<b>0</b>	<b>713</b>	<b>264</b>	<b>124</b>	<b>365</b>	<b>187</b>	<b>14469</b>	<b>13971</b>	<b>12437</b>	<b>13211</b>	<b>13381</b>
<b>Kampong Chhnang</b>															
Kampong Chhnang_Prov Hosp_PH	2	2	0	0	0	33	13	20	49	26	1488	1707	1491	1974	2165
Kampong Chhnang	0	0	0	0	0	28	51	26	63	36	3476	3627	3460	3589	3411
Kampong Tralach	0	0	0	0	0	42	11	0	33	18	3712	3793	3797	4121	3691
Boribo	0	0	0	0	0	26	9	0	14	8	2815	2758	2748	2886	2637
<b>Total Province</b>	<b>2</b>	<b>2</b>	<b>0</b>	<b>0</b>	<b>0</b>	<b>129</b>	<b>84</b>	<b>46</b>	<b>159</b>	<b>88</b>	<b>11491</b>	<b>11885</b>	<b>11496</b>	<b>12570</b>	<b>11904</b>
<b>Kampong Speu</b>															
Kampong Speu Prov. Hosp._PH	3	1	4	0	1	44	12	0	41	42	846	1334	1879	2317	2113
Kampong Speu	0	0	0	0	0	93	33	0	25	21	4370	3921	3474	3165	2862
Kong Pisey	0	0	1	0	0	60	18	10	12	5	4335	4480	4459	4957	4351
Ou Dongk	0	0	1	0	0	23	23	0	15	6	1925	1949	2227	2322	2224
Phnom Srouch	0	0	0	0	0	0	0	0	48	24	0	0	469	1494	1691
<b>Total Province</b>	<b>3</b>	<b>1</b>	<b>6</b>	<b>0</b>	<b>1</b>	<b>220</b>	<b>86</b>	<b>10</b>	<b>141</b>	<b>98</b>	<b>11476</b>	<b>11684</b>	<b>12508</b>	<b>14255</b>	<b>13241</b>
<b>Kampong Thom</b>															
Kampong Thom Prov. Hosp._PH	2	1	0	2	1	188	49	14	55	16	1000	1366	1464	1630	1466
Baray and Santuk	0	0	0	0	0	68	12	28	55	24	3077	3406	3929	4550	3890
Kampong Thom	0	0	9	0	0	137	97	6	50	14	2301	2972	3271	3459	3397
Stong	0	1	0	0	0	16	6	0	4	1	1963	2274	2295	2309	2057
<b>Total Province</b>	<b>2</b>	<b>2</b>	<b>9</b>	<b>2</b>	<b>1</b>	<b>409</b>	<b>164</b>	<b>48</b>	<b>164</b>	<b>55</b>	<b>8341</b>	<b>10018</b>	<b>10959</b>	<b>11948</b>	<b>10810</b>

Province	District	DENGUE MORTALITY (IPD)					IPD MALARIA CASES					PNC 1 VISITS				
		2012	2013	2014	2015	2016	2012	2013	2014	2015	2016	2012	2013	2014	2015	2016
<b>Kampot</b>																
	Kampot Prov. Hosp._PH	1	1	33	0	0	78	18	20	29	19	0	0	508	1874	2240
	Angkor Chey	0	0	1	0	0	10	5	8	9	3	2025	2195	2573	2621	2502
	Chhouk	0	0	1	0	0	95	52	112	83	69	3160	3027	3887	3942	4235
	Kampong Trach	0	0	0	0	0	7	3	0	3	5	1981	2296	2286	2111	2133
	Kampot	0	0	0	0	0	0	0	0	0	0	1409	1899	1692	1669	1615
	<b>Total Province</b>	1	1	35	0	0	190	78	140	124	96	8575	9417	10946	12217	12725
<b>Kandal</b>																
	Cheychnash Hosp._PH	0	0	8	0	0	5	1	8	46	19	0	0	0	0	0
	Ang Snuol	0	0	0	0	0	0	0	0	0	4	1474	1572	1629	1861	2134
	Kean Svay	0	0	0	0	0	1	2	0	0	0	3637	3594	2481	2488	2579
	Koh Thom	0	0	1	0	0	82	42	2	40	20	1350	1284	1475	1366	1377
	Ksach Kandal	0	0	2	0	0	78	46	0	22	0	1747	1918	1996	1773	1789
	Muk Kam Poul	0	0	0	0	0	95	30	0	59	13	1180	1374	1481	1456	2314
	Ponhea Leu	0	0	0	0	0	0	0	0	0	0	979	1098	1177	1334	1473
	Saang	0	0	0	0	0	9	6	0	5	6	1441	1625	1238	2363	1635
	Takhmao	0	0	4	0	0	0	0	0	0	0	2545	2523	1851	1759	1677
	Lvea Em	0	0	1	0	0	0	0	0	0	0	1647	1705	1778	1875	1712
	Leuk Deak	0	0	0	2	0	0	0	0	1	1	0	0	1580	1513	1698
	<b>Total Province</b>	0	0	16	2	0	270	127	10	173	63	16000	16693	16686	17788	18388
<b>Koh Kong</b>																
	Koh Kong Prov. Hosp._PH	2	0	2	0	2	46	18	2	40	45	617	663	667	680	785
	Smach Mean Chey	0	0	1	0	0	4	1	0	4	0	805	678	602	571	387
	Srae Ambel	0	0	0	0	0	9	6	22	40	10	979	1068	1015	1182	1101
	<b>Total Province</b>	2	0	3	0	2	59	25	24	84	55	2401	2409	2284	2433	2273
<b>Kratie</b>																
	Kratie Prov. Hosp._PH	1	0	0	3	0	250	188	26	197	67	0	425	1134	1683	1861
	Chhlong	0	0	0	0	0	210	49	68	105	58	897	1227	1555	2107	2518
	Kratie	0	0	0	0	0	105	55	22	85	24	1516	2165	2526	2793	2697
	<b>Total Province</b>	1	0	0	3	0	565	292	116	387	149	2413	3817	5215	6583	7076
<b>Mondul Kiri</b>																
	Mondul Kiri Prov Hosp._PH	0	0	0	0	3	46	38	4	54	66	0	0	0	257	250
	Sen Monorom	0	0	0	0	0	105	96	10	46	99	857	1171	1143	1270	1388
	<b>Total Province</b>	0	0	0	0	3	151	134	14	100	165	857	1171	1143	1527	1638
<b>Phnom Penh</b>																
	Municipal Hospital_PH	0	0	1	0	0	26	18	0	11	1	0	0	0	0	0
	Mekong	0	0	0	0	0	0	1	2	3	4	2089	2197	1271	1380	1626
	Chaktomouk	0	0	0	0	0	0	0	0	0	0	1079	1071	1534	1195	426
	Por Senchey	0	0	0	0	0	34	5	0	0	1	1914	2083	1588	1718	1170
	Bassak	0	0	0	0	0	14	15	8	6	3	3839	3804	3147	2785	2602
	Sen Sok	0	0	0	0	0	4	3	0	0	0	2593	2814	1949	2197	2349
	Dang Koa	0	0	0	0	0	0	0	0	1	3	0	0	747	869	981
	Preaek Phnov	0	0	0	0	0	0	0	0	0	0	0	0	772	700	648
	<b>Total Province</b>	0	0	1	0	0	78	42	10	21	12	11514	11969	11008	10844	9802
<b>Preah Vihear</b>																
	P Vihear 16 Makara Prov Hos_PH	3	1	5	1	0	248	126	312	126	53	682	830	404	978	1005
	Tbeng Meanchey	0	0	20	0	0	376	195	46	444	123	3274	3291	3586	4166	4303
	<b>Total Province</b>	3	1	25	1	0	624	321	358	570	176	3956	4121	3990	5144	5308

Province	District	DENGUE MORTALITY (IPD)					IPD MALARIA CASES					PNC 1 VISITS				
		2012	2013	2014	2015	2016	2012	2013	2014	2015	2016	2012	2013	2014	2015	2016
<b>Prey Veng</b>																
	Prey Veng Prov. Hosp._PH	0	0	0	0	0	17	3	22	27	10	603	556	629	1164	1350
	Kamchay Mear	0	0	0	0	0	87	49	0	33	26	1702	2037	1720	1488	1160
	Kampong Trabek	0	0	0	0	0	6	3	0	8	7	1561	1822	2132	2687	2267
	Mesang	1	0	2	0	0	14	2	2	9	10	1691	1883	1813	1605	1332
	Peam Ror	0	0	0	0	0	44	54	6	25	19	2143	2441	1125	1348	1309
	Pearaing	0	0	3	0	0	62	27	2	29	4	4111	3867	2617	3275	2200
	Preah Sdach	0	0	16	0	0	101	35	2	65	18	2174	2237	2233	2266	1595
	Svay Antor	0	0	0	0	0	0	1	0	1	0	2618	2207	1453	2533	1328
	Sithor Kandal	0	0	0	0	0	0	0	4	10	14	0	0	1238	1417	1259
	Krong Prey Veng	0	0	0	0	0	0	0	0	0	0	0	0	292	490	391
	OD Baphnom	0	0	2	0	0	0	0	0	2	2	0	0	1603	1420	1496
	Peam Chor	0	0	0	0	0	0	0	0	0	0	0	0	858	838	750
	Kanhchriech	0	0	0	0	0	0	0	0	11	8	0	0	1195	1242	849
	<b>Total Province</b>	<b>1</b>	<b>0</b>	<b>23</b>	<b>0</b>	<b>0</b>	<b>331</b>	<b>174</b>	<b>38</b>	<b>220</b>	<b>118</b>	<b>16603</b>	<b>17050</b>	<b>18908</b>	<b>21773</b>	<b>17286</b>
<b>Pursat</b>																
	Pursat Prov. Hosp._PH	0	0	9	0	0	122	56	64	213	41	1437	572	222	108	433
	Bakan	0	0	0	0	0	34	20	0	73	15	2875	2705	3204	3116	2976
	Sampov Meas	0	0	0	0	0	77	17	0	0	0	6009	5736	2312	2141	2055
	Kravanh	0	0	0	0	0	0	0	8	112	40	0	0	1827	2040	2256
	Krakor	0	0	1	0	0	0	0	0	18	19	0	0	2061	1999	1946
	<b>Total Province</b>	<b>0</b>	<b>0</b>	<b>10</b>	<b>0</b>	<b>0</b>	<b>233</b>	<b>93</b>	<b>72</b>	<b>416</b>	<b>115</b>	<b>10321</b>	<b>9013</b>	<b>9626</b>	<b>9404</b>	<b>9666</b>
<b>Ratanakiri</b>																
	Ratanakiri Prov Hos_PH	0	0	0	0	0	198	106	146	70	42	0	0	445	549	1137
	Banlong	0	0	0	0	0	407	208	64	82	32	2817	3035	2018	1870	2137
	Borkeo	0	0	0	0	0	0	0	4	61	14	0	0	1664	1585	1516
	<b>Total Province</b>	<b>0</b>	<b>0</b>	<b>0</b>	<b>0</b>	<b>0</b>	<b>605</b>	<b>314</b>	<b>214</b>	<b>213</b>	<b>88</b>	<b>2817</b>	<b>3035</b>	<b>4127</b>	<b>4004</b>	<b>4790</b>
<b>Siemreap</b>																
	Siem Reap Prov. Hosp._PH	3	1	13	4	1	248	170	8	95	29	1180	1401	1812	2144	2115
	Kralanh	0	0	1	0	0	44	30	12	13	1	2754	2829	2695	2330	1937
	Siem Reap	0	0	0	0	0	4	0	0	0	0	8898	8539	8735	3858	1744
	Sot Nikum	0	2	0	0	0	21	23	26	48	15	6858	5999	5536	5023	4954
	Angkor Chhum	0	0	0	0	0	67	36	0	23	10	5261	5004	5046	4649	3983
	<b>Total Province</b>	<b>3</b>	<b>3</b>	<b>14</b>	<b>4</b>	<b>1</b>	<b>384</b>	<b>259</b>	<b>46</b>	<b>179</b>	<b>55</b>	<b>24951</b>	<b>23772</b>	<b>23824</b>	<b>18004</b>	<b>14733</b>
<b>Sihanoukville</b>																
	Preah Sihanouk Prov. Hosp_PH	3	0	2	4	0	15	1	2	4	4	0	0	0	0	774
	Preah Sihanouk	0	0	0	0	0	0	0	0	0	0	2215	2173	2090	2304	2124
	<b>Total Province</b>	<b>3</b>	<b>0</b>	<b>2</b>	<b>4</b>	<b>0</b>	<b>15</b>	<b>1</b>	<b>2</b>	<b>4</b>	<b>4</b>	<b>2215</b>	<b>2173</b>	<b>2090</b>	<b>2304</b>	<b>2898</b>
<b>Stung Treng</b>																
	Stung Treng Prov. Hosp._PH	0	1	0	0	1	320	254	200	212	122	1176	1267	1449	1680	1482
	Steung Treng	0	0	0	0	0	18	11	6	7	4	923	989	1430	1851	2105
	<b>Total Province</b>	<b>0</b>	<b>1</b>	<b>0</b>	<b>0</b>	<b>1</b>	<b>338</b>	<b>265</b>	<b>206</b>	<b>219</b>	<b>126</b>	<b>2099</b>	<b>2256</b>	<b>2879</b>	<b>3531</b>	<b>3587</b>
<b>Svay Rieng</b>																
	Svay Rieng Prov Hosp._PH	3	0	1	0	0	83	28	4	18	9	794	1452	427	0	0
	Chi Phu	0	0	2	0	0	17	9	0	5	0	1134	1292	1160	1220	1256
	Romeas Hek	1	0	0	0	0	40	12	18	35	20	2690	2444	2528	2494	2346
	Svay Rieng	0	0	0	0	0	0	0	0	2	0	5002	4624	2946	2716	2608
	Svay Teap	0	0	0	0	0	0	0	0	0	0	0	0	1792	1796	1910
	<b>Total Province</b>	<b>4</b>	<b>0</b>	<b>3</b>	<b>0</b>	<b>0</b>	<b>140</b>	<b>49</b>	<b>22</b>	<b>60</b>	<b>29</b>	<b>9620</b>	<b>9812</b>	<b>8853</b>	<b>8226</b>	<b>8120</b>

	DENGUE MORTALITY (IPD)					IPD MALARIA CASES					PNC 1 VISITS				
	2012	2013	2014	2015	2016	2012	2013	2014	2015	2016	2012	2013	2014	2015	2016
<b>Province</b>	<b>District</b>														
<b>Takeo</b>															
Takeo Prov Hospital_PH	4	1	26	0	0	68	19	8	27	19	1900	1764	0	0	0
Ang Rokar	0	0	3	0	0	49	35	8	43	6	3121	3330	3175	2932	2841
Bati	0	0	0	0	0	25	14	0	13	3	2738	2761	2558	2936	2613
Daun Keo	0	0	0	0	0	0	0	0	0	0	3624	3928	4193	3919	3993
Kirivong	0	0	2	0	0	96	38	0	36	11	4107	3937	3097	3470	3251
Prey Kabass	0	0	1	0	0	3	4	0	0	4	2258	2626	2084	2545	2910
Koh Andeth	0	0	1	0	0	0	0	0	16	7	0	0	935	906	849
<b>Total Province</b>	<b>4</b>	<b>1</b>	<b>33</b>	<b>0</b>	<b>0</b>	<b>241</b>	<b>110</b>	<b>16</b>	<b>135</b>	<b>50</b>	<b>17748</b>	<b>18346</b>	<b>16042</b>	<b>16708</b>	<b>16457</b>
<b>Oddar Meanchey</b>															
Oddor Meanchey Prov Hosp_PH	0	0	0	0	0	54	27	10	65	14	391	631	698	799	899
Samraong	0	0	0	0	0	154	155	0	0	0	4607	4777	1521	2368	2220
Anlong Veng	0	0	0	0	0	0	0	30	281	72	0	0	1314	2271	2365
<b>Total Province</b>	<b>0</b>	<b>0</b>	<b>0</b>	<b>0</b>	<b>0</b>	<b>208</b>	<b>182</b>	<b>40</b>	<b>346</b>	<b>86</b>	<b>4998</b>	<b>5408</b>	<b>3533</b>	<b>5438</b>	<b>5484</b>
<b>Kep</b>															
Kep Prov. Hosp._PH	0	0	0	0	0	5	1	0	2	1	68	0	337	328	235
Kep	0	0	0	0	0	0	0	0	0	0	135	319	211	196	222
<b>Total Province</b>	<b>0</b>	<b>0</b>	<b>0</b>	<b>0</b>	<b>0</b>	<b>5</b>	<b>1</b>	<b>0</b>	<b>2</b>	<b>1</b>	<b>203</b>	<b>319</b>	<b>548</b>	<b>524</b>	<b>457</b>
<b>Pailin</b>															
Pailin Prov. Hosp._PH	0	0	9	0	0	27	51	24	71	33	0	506	1002	867	993
Pailin	0	0	0	0	0	0	0	0	0	0	968	722	796	756	813
<b>Total Province</b>	<b>0</b>	<b>0</b>	<b>9</b>	<b>0</b>	<b>0</b>	<b>27</b>	<b>51</b>	<b>24</b>	<b>71</b>	<b>33</b>	<b>968</b>	<b>1228</b>	<b>1798</b>	<b>1623</b>	<b>1806</b>
<b>Tbong Khmum</b>															
Tbong Khmum	0	0	40	0	0			54	144	74			2316	2419	2363
Suong	0	0	0	0	0			0	0	0			688	724	672
Kroch Chhmar	0	0	3	0	0			0	15	3			1162	1098	1110
Memut	0	0	2	0	0			40	71	27			1947	2236	2611
O Reang Ov	0	0	1	0	0			0	35	10			1268	1085	1017
Ponhea Krek	0	0	3	0	0			6	62	10			1777	1827	2047
Dambae	0	0	0	0	0			0	0	0			1632	1486	1346
<b>Total Province</b>	<b>0</b>	<b>0</b>	<b>49</b>	<b>0</b>	<b>0</b>			<b>100</b>	<b>327</b>	<b>124</b>			<b>10790</b>	<b>10875</b>	<b>11166</b>
<b>Total</b>	<b>59</b>	<b>27</b>	<b>252</b>	<b>23</b>	<b>10</b>	<b>6318</b>	<b>3315</b>	<b>1776</b>	<b>4775</b>	<b>2106</b>	<b>218359</b>	<b>222101</b>	<b>234357</b>	<b>244825</b>	<b>236813</b>
<b>National Hospital</b>															
Ang Duong_NH	0	0	1	0	0	0	0	0	0	0	0	0	4782	946	1076
Calmette_NH	0	0	4	0	0	63	40	16	35	23	787	724	0	0	0
CENAT_NH	0	0	3	8	4	0	0	0	0	0	0	0	0	0	0
JaYa 7_NH	31	14	264	4	0	84	33	50	23	13	0	0	26	1259	2058
Khmer-Soviet Friendship_NH	0	0	2	0	0	77	45	0	56	43	0	0	23	0	0
Kossamak_NH	0	0	4	4	3	5	0	0	0	0	29	24	0	0	0
Kantha Bopha_NH	33	10	0	0	0	85	62	60	46	37	0	0	7838	7458	7752
MCH_NH	0	0	1	3	0	0	0	0	0	0	7027	6867	0	0	0
National Pediatric_NH	13	5	9	15	8	13	6	0	5	4	0	0	0	0	0
<b>Total</b>	<b>77</b>	<b>29</b>	<b>270</b>	<b>4</b>	<b>1</b>	<b>327</b>	<b>186</b>	<b>126</b>	<b>165</b>	<b>120</b>	<b>7843</b>	<b>7615</b>	<b>12669</b>	<b>9663</b>	<b>10886</b>
<b>Total Country</b>	<b>136</b>	<b>56</b>	<b>531</b>	<b>42</b>	<b>18</b>	<b>6645</b>	<b>3501</b>	<b>1902</b>	<b>4940</b>	<b>2226</b>	<b>226202</b>	<b>229716</b>	<b>247026</b>	<b>254488</b>	<b>247699</b>





		HIV NEW CASES									
		0-28 DAYS									
		2012		2013		2014		2015		2016	
		M	F	M	F	M	F	M	F	M	F
<b>Province</b>	<b>District</b>										
<b>Banteay Meanchey</b>											
	Cambodia-Japan Friendship PH_PH					0	0	0	0	0	0
	Mongkol Borei					0	0	0	0	0	0
	Poipet					0	0	0	0	0	0
	Preah Net Preah					0	0	0	0	0	0
	Thma Puok					0	0	0	0	0	0
<b>Provincial Total</b>						0	0	0	0	0	0
<b>Battambang</b>											
	Battambang Provincial Hosp._PH					0	0	0	0	0	0
	Thmar Koul					0	0	0	0	0	0
	Maung Russei					0	0	0	0	0	0
	Sampov Luon					0	0	0	0	0	0
	Battambang					0	0	0	0	0	0
	Sangkae					0	0	0	0	0	0
<b>Provincial Total</b>						0	0	0	0	0	0
<b>Kampong Cham</b>											
	Kampong Cham Prov. Hosp._PH					0	0	0	0	0	0
	Chamkar Leu					0	0	0	0	0	0
	Choeung Prey					0	0	0	0	0	0
	Kampong Cham - Kg. Siem					0	0	0	0	0	0
	Prey Chhor					0	0	0	0	0	0
	Srey Santhor					0	0	0	0	0	0
	Stueng Trang					0	0	0	0	0	0
	Batheay					1	0	0	0	0	0
	Koh Sotin					0	0	0	0	0	0
	Kang Meas					0	0	0	0	0	0
<b>Provincial Total</b>						1	0	0	0	0	0
<b>Kampong Chhnang</b>											
	Kampong Chhnang_Prov Hosp_PH					0	0	0	0	0	0
	Kampong Chhnang					0	0	0	0	0	0
	Kampong Tralach					0	0	0	0	0	0
	Boribo					0	0	0	0	0	0
<b>Provincial Total</b>						0	0	0	0	0	0
<b>Kampong Speu</b>											
	Kampong Speu Prov. Hosp._PH					0	0	0	0	0	0
	Kampong Speu					0	0	0	0	0	0
	Kong Pisey					0	0	0	0	0	0
	Ou Dongk					0	0	0	0	0	0
	Phnom Srouch					0	0	0	0	0	0
<b>Provincial Total</b>						0	0	0	0	0	0
<b>Kampong Thom</b>											
	Kampong Thom Prov. Hosp._PH					0	0	0	0	0	0
	Baray and Santuk					0	0	0	0	0	0
	Kampong Thom					0	0	0	0	0	0
	Stong					0	0	0	0	0	0
<b>Provincial Total</b>						0	0	0	0	0	0

		HIV NEW CASES									
		0-28 DAYS									
		2012		2013		2014		2015		2016	
		M	F	M	F	M	F	M	F	M	F
Province	District										
<b>Kampot</b>											
	Kampot Prov. Hosp._PH					0	0	0	0	0	0
	Angkor Chey					0	0	0	0	0	0
	Chhouk					0	0	0	0	0	0
	Kampong Trach					0	0	0	0	0	0
	Kampot					0	0	0	0	0	0
	<b>Provincial Total</b>					0	0	0	0	0	0
<b>Kandal</b>											
	Cheychnash Hosp._PH					0	0	0	0	0	0
	Ang Snuol					0	0	0	0	0	0
	Kean Svay					0	0	0	0	0	0
	Koh Thom					0	0	0	0	0	0
	Ksach Kandal					0	0	0	0	0	0
	Muk Kam Poul					0	0	0	0	0	0
	Ponhea Leu					0	0	0	0	0	0
	Saang					0	0	0	0	0	0
	Takhmao					0	0	0	0	0	0
	Lvea Em					0	0	0	0	0	0
	Leuk Deak					0	0	0	0	0	0
	<b>Provincial Total</b>					0	0	0	0	0	0
<b>Koh Kong</b>											
	Koh Kong Prov. Hosp._PH					0	0	1	1	0	0
	Smach Mean Chey					0	0	0	0	0	0
	Srae Ambel					0	0	0	0	0	0
	<b>Provincial Total</b>					0	0	1	1	0	0
<b>Kratie</b>											
	Kratie Prov. Hosp._PH					0	0	0	0	0	0
	Chhlong					0	0	0	0	0	0
	Kratie					0	0	0	0	0	0
	<b>Provincial Total</b>					0	0	0	0	0	0
<b>Mondul Kiri</b>											
	Mondul Kiri Prov Hosp._PH					0	0	0	0	0	0
	Sen Monorom					0	0	0	0	0	0
	<b>Provincial Total</b>					0	0	0	0	0	0
<b>Phnom Penh</b>											
	Municipal Hospital_PH					0	0	0	0	0	0
	Mekong					0	0	0	0	0	0
	Chaktomouk					0	0	0	0	0	0
	Por Senchey					0	0	0	0	0	0
	Bassak					0	0	0	0	0	0
	Sen Sok					0	0	0	0	0	0
	Dang Koa					0	0	0	0	0	0
	Preaek Phnov					0	0	0	0	0	0
	<b>Provincial Total</b>					0	0	0	0	0	0
<b>Preah Vihear</b>											
	P Vihear 16 Makara Prov Hos_PH					0	0	0	0	0	0
	Tbeng Meanchey					0	0	0	0	0	0
	<b>Provincial Total</b>					0	0	0	0	0	0

		HIV NEW CASES									
		0-28 DAYS									
		2012		2013		2014		2015		2016	
		M	F	M	F	M	F	M	F	M	F
Province	District										
<b>Prey Veng</b>											
	Prey Veng Prov. Hosp._PH					0	0	0	0	0	0
	Kamchay Mear					0	0	0	0	0	0
	Kampong Trabek					0	0	0	0	0	0
	Mesang					0	0	0	0	0	0
	Peam Ror					0	0	0	0	0	0
	Pearaing					0	0	0	0	0	0
	Preah Sdach					0	0	0	0	0	0
	Svay Antor					0	0	0	0	0	0
	Sithor Kandal					0	0	0	0	0	0
	Krong Prey Veng					0	0	0	0	0	0
	OD Baphnom					0	0	0	0	0	0
	Peam Chor					0	0	0	0	0	0
	Kanhchriech					0	0	0	0	0	0
	<b>Provincial Total</b>					0	0	0	0	0	0
<b>Pursat</b>											
	Pursat Prov. Hosp._PH					0	0	0	0	0	0
	Bakan					0	0	0	0	0	0
	Sampov Meas					0	0	0	0	0	0
	Kravanh					0	0	0	0	0	0
	Krakor					0	0	0	0	0	0
	<b>Provincial Total</b>					0	0	0	0	0	0
<b>Ratanakiri</b>											
	Ratanakiri Prov Hos_PH					0	0	0	0	0	0
	Banlong					0	0	0	0	0	0
	Borkeo					0	0	0	0	0	0
	<b>Provincial Total</b>					0	0	0	0	0	0
<b>Siemreap</b>											
	Siem Reap Prov. Hosp._PH					0	0	0	0	0	0
	Kralanh					0	0	0	0	0	0
	Siem Reap					0	0	0	0	0	0
	Sot Nikum					0	0	0	0	0	0
	Angkor Chhum					0	0	0	0	0	0
	<b>Provincial Total</b>					0	0	0	0	0	0
<b>Sihanoukville</b>											
	Preah Sihanouk Prov. Hosp_PH					0	0	0	0	0	0
	Preah Sihanouk					0	0	0	0	0	0
	<b>Provincial Total</b>					0	0	0	0	0	0
<b>Stung Treng</b>											
	Stung Treng Prov. Hosp._PH					0	0	0	0	0	0
	Steung Treng					0	0	0	0	0	0
	<b>Provincial Total</b>					0	0	0	0	0	0
<b>Svay Rieng</b>											
	Svay Rieng Prov Hosp._PH					2	2	0	0	0	0
	Chi Phu					0	0	0	0	0	0
	Romeas Hek					0	0	0	0	0	0
	Svay Rieng					0	0	0	0	0	0
	Svay Teap					0	0	0	0	0	0
	<b>Provincial Total</b>					2	2	0	0	0	0

		HIV NEW CASES									
		0-28 DAYS									
		2012		2013		2014		2015		2016	
		M	F	M	F	M	F	M	F	M	F
Province	District										
<b>Takeo</b>											
	Takeo Prov Hospital_PH					0	0	0	0	0	0
	Ang Rokar					0	0	0	0	0	0
	Bati					0	0	0	0	0	0
	Daun Keo					0	0	0	0	0	0
	Kirivong					0	0	0	0	0	0
	Prey Kabass					0	0	0	0	0	0
	Koh Andeth					0	0	0	0	0	0
	<b>Provincial Total</b>					0	0	0	0	0	0
<b>Oddar Meanchey</b>											
	Oddor Meanchey Prov Hosp_PH					0	0	0	0	0	0
	Samraong					0	0	0	0	0	0
	Anlong Veng					0	0	0	0	0	0
	<b>Provincial Total</b>					0	0	0	0	0	0
<b>Kep</b>											
	Kep Prov. Hosp._PH					0	0	0	0	0	0
	Kep					0	0	0	0	0	0
	<b>Provincial Total</b>					0	0	0	0	0	0
<b>Pailin</b>											
	Pailin Prov. Hosp._PH					0	0	0	0	0	0
	Pailin					0	0	0	0	0	0
	<b>Provincial Total</b>					0	0	0	0	0	0
<b>Tbong Khmum</b>											
	Tbong Khmum					0	0	0	0	0	0
	Suong					0	0	0	0	0	0
	Kroch Chhmar					0	0	0	0	0	0
	Memut					0	0	0	0	0	0
	O Reang Ov					0	0	0	0	0	0
	Ponhea Krek					0	0	0	0	0	0
	Dambae					0	0	0	0	0	0
	<b>Provincial Total</b>					0	0	0	0	0	0
	<b>Total</b>					3	2	1	1	0	0
<b>National Hospital</b>											
	Ang Duong					0	0	0	0	0	0
	Angkor Pediatric Hospital										
	Calmette					0	0	0	0	0	0
	CENAT					0	0	0	0	0	0
	JaYa 7					0	0	11	0	2	0
	Khmer-Soviet Friendship					0	0	0	0	0	0
	Kossamak					0	0	0	0	0	0
	Kantha Bopha					30	1	81	2	7	8
	MCH					0	0	0	0	1	0
	National Pediatric					2	0	1	0	2	0
	<b>Provincial Total</b>					32	1	93	2	12	8
	<b>Total Country</b>					35	3	94	3	12	8

	HIV NEW CASES									
	29 DAYS-11 MONTHS									
	2012		2013		2014		2015		2016	
	M	F	M	F	M	F	M	F	M	F
<b>Province District</b>										
<b>Banteay Meanchey</b>										
Cambodia-Japan Friendship PH_PH					0	0	0	0	0	0
Mongkol Borei					0	0	0	0	0	0
Poipet					0	0	0	0	0	0
Preah Net Preah					0	0	0	0	0	0
Thma Puok					0	0	0	0	0	0
<b>Provincial Total</b>					0	0	0	0	0	0
<b>Battambang</b>										
Battambang Provincial Hosp_PH					0	0	0	0	0	0
Thmar Koul					0	0	0	0	0	0
Maung Russei					0	0	0	0	0	0
Sampov Luon					0	1	0	0	0	0
Battambang					0	0	0	0	0	0
Sangkae					0	0	0	0	0	0
<b>Provincial Total</b>					0	1	0	0	0	0
<b>Kampong Cham</b>										
Kampong Cham Prov. Hosp_PH					0	0	0	0	0	0
Chamkar Leu					0	0	0	0	0	0
Choeung Prey					0	0	0	0	0	0
Kampong Cham - Kg. Siem					0	0	0	0	0	0
Prey Chhor					0	0	0	0	0	0
Srey Santhor					0	0	0	0	0	0
Stueng Trang					0	0	0	0	0	0
Batheay					0	0	0	0	0	0
Koh Sotin					0	0	0	0	0	0
Kang Meas					0	0	0	0	0	0
<b>Provincial Total</b>					0	0	0	0	0	0
<b>Kampong Chhnang</b>										
Kampong Chhnang_Prov Hosp_PH					0	0	0	0	0	0
Kampong Chhnang					0	0	0	0	0	0
Kampong Tralach					0	0	0	0	0	0
Boribo					0	0	0	0	0	0
<b>Provincial Total</b>					0	0	0	0	0	0
<b>Kampong Speu</b>										
Kampong Speu Prov. Hosp_PH					0	0	0	0	0	0
Kampong Speu					0	0	0	0	0	0
Kong Pisey					0	0	0	0	0	0
Ou Dongk					0	0	0	0	0	0
Phnom Srouch					0	0	0	0	0	0
<b>Provincial Total</b>					0	0	0	0	0	0
<b>Kampong Thom</b>										
Kampong Thom Prov. Hosp_PH					0	0	0	0	0	0
Baray and Santuk					0	0	0	0	0	0
Kampong Thom					0	0	0	0	0	0
Stong					0	0	0	0	0	0
<b>Provincial Total</b>					0	0	0	0	0	0

	HIV NEW CASES									
	29 DAYS-11 MONTHS									
	2012		2013		2014		2015		2016	
	M	F	M	F	M	F	M	F	M	F
<b>Province District</b>										
<b>Kampot</b>										
Kampot Prov. Hosp._PH					0	0	0	0	0	0
Angkor Chey					0	0	0	0	0	0
Chhouk					0	0	1	0	0	0
Kampong Trach					0	0	0	0	0	0
Kampot					0	0	0	0	0	0
<b>Provincial Total</b>					0	0	1	0	0	0
<b>Kandal</b>										
Cheychnash Hosp._PH					0	0	0	0	0	0
Ang Snuol					0	0	0	0	0	0
Kean Svay					0	0	0	0	0	0
Koh Thom					0	0	0	0	0	0
Ksach Kandal					0	0	0	0	0	0
Muk Kam Poul					0	0	0	0	0	0
Ponhea Leu					0	0	0	0	0	0
Saang					0	0	0	0	0	0
Takhmao					0	0	0	0	0	0
Lvea Em					0	0	0	0	0	0
Leuk Deak					0	0	0	0	0	0
<b>Provincial Total</b>					0	0	0	0	0	0
<b>Koh Kong</b>										
Koh Kong Prov. Hosp._PH					0	0	0	0	0	0
Smach Mean Chey					0	1	0	0	0	0
Srae Ambel					0	0	0	0	0	0
<b>Provincial Total</b>					0	1	0	0	0	0
<b>Kratie</b>										
Kratie Prov. Hosp._PH					0	0	0	0	0	0
Chhlong					0	0	0	0	0	0
Kratie					0	0	0	0	0	1
<b>Provincial Total</b>					0	0	0	0	0	1
<b>Mondul Kiri</b>										
Mondul Kiri Prov Hosp._PH					0	0	0	0	0	0
Sen Monorom					0	0	0	0	0	0
<b>Provincial Total</b>					0	0	0	0	0	0
<b>Phnom Penh</b>										
Municipal Hospital_PH					0	0	0	0	0	0
Mekong					0	0	0	0	0	0
Chaktomouk					0	0	0	0	0	0
Por Senchey					0	0	0	0	0	0
Bassak					0	0	0	0	0	0
Sen Sok					0	0	0	0	0	0
Dang Koa					0	0	0	0	0	0
Preaek Phnov					0	0	0	0	0	0
<b>Provincial Total</b>					0	0	0	0	0	0
<b>Preah Vihear</b>										
P Vihear 16 Makara Prov Hos_PH					0	0	0	0	0	0
Tbeng Meanchey					0	0	0	0	0	0
<b>Provincial Total</b>					0	0	0	0	0	0

	HIV NEW CASES									
	29 DAYS-11 MONTHS									
	2012		2013		2014		2015		2016	
	M	F	M	F	M	F	M	F	M	F
<b>Province District</b>										
<b>Prey Veng</b>										
Prey Veng Prov. Hosp._PH					0	0	0	0	0	0
Kamchay Mear					0	0	0	0	0	0
Kampong Trabek					0	0	0	0	0	0
Mesang					0	0	0	0	0	0
Pear Ror					0	0	0	0	0	0
Pearaing					0	0	0	0	0	0
Preah Sdach					0	0	0	0	0	0
Svay Antor					0	0	0	0	0	0
Sithor Kandal					0	0	0	0	0	0
Krong Prey Veng					0	0	0	0	0	0
OD Baphnom					0	0	0	0	0	0
Pear Chor					0	0	0	0	0	0
Kanhchriech					0	0	0	0	0	0
<b>Provincial Total</b>					0	0	0	0	0	0
<b>Pursat</b>										
Pursat Prov. Hosp._PH					0	0	0	0	0	0
Bakan					0	0	0	0	0	0
Sampov Meas					0	0	0	0	0	0
Kravanh					0	0	0	0	0	0
Krakor					0	0	0	0	0	0
<b>Provincial Total</b>					0	0	0	0	0	0
<b>Ratanakiri</b>										
Ratanakiri Prov Hos_PH					0	1	0	0	0	0
Banlong					0	0	0	0	0	0
Borkeo					0	0	0	0	0	0
<b>Provincial Total</b>					0	1	0	0	0	0
<b>Siemreap</b>										
Siem Reap Prov. Hosp._PH					0	0	0	0	0	0
Kralanh					0	0	0	0	0	0
Siem Reap					0	0	0	0	0	0
Sot Nikum					0	0	0	0	0	0
Angkor Chhum					0	0	0	0	0	0
<b>Provincial Total</b>					0	0	0	0	0	0
<b>Sihanoukville</b>										
Preah Sihanouk Prov. Hosp_PH					0	0	0	0	0	0
Preah Sihanouk					0	0	0	0	0	0
<b>Provincial Total</b>					0	0	0	0	0	0
<b>Stung Treng</b>										
Stung Treng Prov. Hosp._PH					0	0	0	0	0	0
Steung Treng					0	0	0	1	0	0
<b>Provincial Total</b>					0	0	0	1	0	0
<b>Svay Rieng</b>										
Svay Rieng Prov Hosp._PH					7	0	0	0	0	0
Chi Phu					0	0	0	0	0	0
Romeas Hek					0	0	0	0	0	0
Svay Rieng					0	0	0	0	0	0
Svay Teap					0	0	0	0	0	0
<b>Provincial Total</b>					7	0	0	0	0	0

	HIV NEW CASES									
	29 DAYS-11 MONTHS									
	2012		2013		2014		2015		2016	
	M	F	M	F	M	F	M	F	M	F
<b>Province District</b>										
<b>Takeo</b>										
Takeo Prov Hospital_PH					0	1	0	0	0	0
Ang Rokar					0	0	0	0	0	0
Bati					0	0	0	0	0	0
Daun Keo					0	0	0	0	0	0
Kirivong					0	0	0	0	0	0
Prey Kabass					0	0	0	0	0	0
Koh Andeth					0	0	0	0	0	0
<b>Provincial Total</b>					0	1	0	0	0	0
<b>Oddar Meanchey</b>										
Oddor Meanchey Prov Hosp_PH					0	0	0	0	0	0
Samraong					0	0	0	0	0	0
Anlong Veng					0	0	0	0	0	0
<b>Provincial Total</b>					0	0	0	0	0	0
<b>Kep</b>										
Kep Prov. Hosp._PH					0	0	0	0	0	0
Kep					0	0	0	0	0	0
<b>Provincial Total</b>					0	0	0	0	0	0
<b>Pailin</b>										
Pailin Prov. Hosp._PH					0	0	0	0	0	0
Pailin					0	0	0	0	0	0
<b>Provincial Total</b>					0	0	0	0	0	0
<b>Tbong Khmum</b>										
Tbong Khmum					0	0	0	0	0	0
Suong					0	0	0	0	0	0
Kroch Chhmar					0	0	0	0	0	0
Memut					0	0	0	0	0	0
O Reang Ov					0	0	0	0	0	0
Ponhea Krek					0	0	0	0	0	0
Dambae					0	0	0	0	0	0
<b>Provincial Total</b>					0	0	0	0	0	0
<b>Total</b>					7	4	1	1	0	1
<b>National Hospital</b>										
Ang Duong					0	0	0	0	0	0
Angkor Pediatric Hospital										
Calmette					0	0	0	0	0	0
CENAT					0	0	0	0	0	0
JaYa 7					0	0	2	3	10	11
Khmer-Soviet Friendship					0	0	0	0	0	0
Kossamak					0	0	0	0	0	0
Kantha Bopha					4	4	26	14	43	43
MCH					0	0	0	0	0	0
National Pediatric					2	7	3	5	11	5
<b>Provincial Total</b>					6	11	31	22	64	59
<b>Total Country</b>					13	15	32	23	64	60



	HIV NEW CASES									
	1-4 YEARS									
	2012		2013		2014		2015		2016	
	M	F	M	F	M	F	M	F	M	F
<b>Province District</b>										
<b>Banteay Meanchey</b>										
Cambodia-Japan Friendship PH_PH					1	0	7	6	0	0
Mongkol Borei					0	0	0	1	2	0
Poipet					0	1	1	0	0	0
Preah Net Preah					1	1	0	0	0	0
Thma Puok					0	0	0	0	0	0
<b>Provincial Total</b>					2	2	8	7	2	0
<b>Battambang</b>										
Battambang Provincial Hosp_PH					0	0	0	0	1	1
Thmar Koul					0	0	0	0	0	3
Maung Russei					0	0	0	0	0	0
Sampov Luon					0	0	0	0	0	0
Battambang					0	0	0	0	0	0
Sangkae					0	0	0	0	1	1
<b>Provincial Total</b>					0	0	0	0	2	5
<b>Kampong Cham</b>										
Kampong Cham Prov. Hosp_PH					0	0	0	0	0	0
Chamkar Leu					0	0	0	0	0	0
Choeung Prey					0	0	0	0	0	1
Kampong Cham - Kg. Siem					0	0	0	0	0	0
Prey Chhor					0	0	0	0	0	0
Srey Santhor					0	0	0	0	0	0
Stueng Trang					0	0	0	0	0	0
Batheay					0	0	0	0	0	0
Koh Sotin					0	0	0	0	0	0
Kang Meas					0	0	0	0	0	0
<b>Provincial Total</b>					0	0	0	0	0	1
<b>Kampong Chhnang</b>										
Kampong Chhnang_Prov Hosp_PH					0	0	0	0	0	0
Kampong Chhnang					0	0	0	0	0	0
Kampong Tralach					0	0	0	0	0	0
Boribo					0	0	0	0	0	0
<b>Provincial Total</b>					0	0	0	0	0	0
<b>Kampong Speu</b>										
Kampong Speu Prov. Hosp_PH					0	0	0	0	0	0
Kampong Speu					0	0	0	0	0	0
Kong Pisey					0	0	0	0	0	0
Ou Dongk					0	0	0	1	1	0
Phnom Srouch					0	0	0	0	0	0
<b>Provincial Total</b>					0	0	0	1	1	0
<b>Kampong Thom</b>										
Kampong Thom Prov. Hosp_PH					0	0	0	0	0	0
Baray and Santuk					0	0	0	0	0	1
Kampong Thom					0	0	0	0	0	0
Stong					0	0	0	0	0	0
<b>Provincial Total</b>					0	0	0	0	0	1

	HIV NEW CASES									
	1-4 YEARS									
	2012		2013		2014		2015		2016	
	M	F	M	F	M	F	M	F	M	F
<b>Province District</b>										
<b>Kampot</b>										
Kampot Prov. Hosp._PH					1	1	2	1	0	0
Angkor Chey					0	0	0	1	0	0
Chhouk					0	0	0	0	0	0
Kampong Trach					3	1	0	1	0	0
Kampot					0	0	0	0	0	0
<b>Provincial Total</b>					<b>4</b>	<b>2</b>	<b>2</b>	<b>3</b>	<b>0</b>	<b>0</b>
<b>Kandal</b>										
Cheychnash Hosp._PH					0	0	0	0	1	1
Ang Snuol					0	0	0	0	0	0
Kean Svay					0	0	0	0	0	0
Koh Thom					0	0	1	1	0	0
Ksach Kandal					0	0	0	0	0	0
Muk Kam Poul					0	0	0	0	0	0
Ponhea Leu					0	0	0	0	0	0
Saang					0	1	0	0	0	1
Takhmao					0	0	0	0	0	0
Lvea Em					0	0	0	0	0	0
Leuk Deak					0	0	0	0	0	0
<b>Provincial Total</b>					<b>0</b>	<b>1</b>	<b>1</b>	<b>1</b>	<b>1</b>	<b>2</b>
<b>Koh Kong</b>										
Koh Kong Prov. Hosp._PH					1	0	0	0	0	0
Smach Mean Chey					0	0	0	0	0	0
Srae Ambel					1	0	0	1	0	0
<b>Provincial Total</b>					<b>2</b>	<b>0</b>	<b>0</b>	<b>1</b>	<b>0</b>	<b>0</b>
<b>Kratie</b>										
Kratie Prov. Hosp._PH					0	0	1	0	0	0
Chhlong					0	0	0	0	0	0
Kratie					0	0	0	0	0	0
<b>Provincial Total</b>					<b>0</b>	<b>0</b>	<b>1</b>	<b>0</b>	<b>0</b>	<b>0</b>
<b>Mondul Kiri</b>										
Mondul Kiri Prov Hosp._PH					0	0	0	0	0	0
Sen Monorom					0	0	0	0	0	0
<b>Provincial Total</b>					<b>0</b>	<b>0</b>	<b>0</b>	<b>0</b>	<b>0</b>	<b>0</b>
<b>Phnom Penh</b>										
Municipal Hospital_PH					0	0	0	0	1	0
Mekong					0	0	1	0	1	0
Chaktomouk					0	0	0	0	1	0
Por Senchey					0	0	0	0	0	0
Bassak					0	0	1	0	0	0
Sen Sok					0	0	0	0	0	0
Dang Koa					0	0	0	0	0	0
Preaek Phnov					0	0	0	0	0	0
<b>Provincial Total</b>					<b>0</b>	<b>0</b>	<b>2</b>	<b>0</b>	<b>3</b>	<b>0</b>
<b>Preah Vihear</b>										
P Vihear 16 Makara Prov Hos_PH					0	2	1	0	1	1
Tbeng Meanchey					0	0	0	0	0	0
<b>Provincial Total</b>					<b>0</b>	<b>2</b>	<b>1</b>	<b>0</b>	<b>1</b>	<b>1</b>

	HIV NEW CASES									
	1-4 YEARS									
	2012		2013		2014		2015		2016	
	M	F	M	F	M	F	M	F	M	F
<b>Province District</b>										
<b>Prey Veng</b>										
Prey Veng Prov. Hosp._PH					0	0	0	0	0	0
Kamchay Mear					0	0	0	0	0	0
Kampong Trabek					0	0	0	0	0	0
Mesang					0	0	0	0	0	0
Pear Ror					1	2	0	1	0	0
Pearaing					0	0	0	0	0	0
Preah Sdach					0	0	0	0	0	0
Svay Antor					0	0	0	0	0	0
Sithor Kandal					0	0	0	0	2	0
Krong Prey Veng					0	0	0	0	0	0
OD Baphnom					0	0	0	0	0	0
Pear Chor					0	0	0	0	0	0
Kanhchriech					0	0	0	0	0	0
<b>Provincial Total</b>					<b>1</b>	<b>2</b>	<b>0</b>	<b>1</b>	<b>2</b>	<b>0</b>
<b>Pursat</b>										
Pursat Prov. Hosp._PH					0	3	2	0	3	0
Bakan					0	0	0	0	0	0
Sampov Meas					0	0	0	0	0	0
Kravanh					0	0	0	0	0	0
Krakor					0	0	0	0	0	0
<b>Provincial Total</b>					<b>0</b>	<b>3</b>	<b>2</b>	<b>0</b>	<b>3</b>	<b>0</b>
<b>Ratanakiri</b>										
Ratanakiri Prov Hos_PH					0	1	0	1	1	0
Banlong					0	0	0	0	0	0
Borkeo					0	0	0	1	0	0
<b>Provincial Total</b>					<b>0</b>	<b>1</b>	<b>0</b>	<b>2</b>	<b>1</b>	<b>0</b>
<b>Siemreap</b>										
Siem Reap Prov. Hosp._PH					0	0	0	0	0	0
Kralanh					1	0	0	0	0	0
Siem Reap					0	0	1	0	0	0
Sot Nikum					0	0	0	0	1	0
Angkor Chhum					0	0	0	0	0	0
<b>Provincial Total</b>					<b>1</b>	<b>0</b>	<b>1</b>	<b>0</b>	<b>1</b>	<b>0</b>
<b>Sihanoukville</b>										
Preah Sihanouk Prov. Hosp_PH					2	1	0	1	1	0
Preah Sihanouk					0	1	0	0	0	0
<b>Provincial Total</b>					<b>2</b>	<b>2</b>	<b>0</b>	<b>1</b>	<b>1</b>	<b>0</b>
<b>Stung Treng</b>										
Stung Treng Prov. Hosp._PH					0	0	0	0	0	0
Steung Treng					0	2	1	1	0	0
<b>Provincial Total</b>					<b>0</b>	<b>2</b>	<b>1</b>	<b>1</b>	<b>0</b>	<b>0</b>
<b>Svay Rieng</b>										
Svay Rieng Prov Hosp._PH					0	1	1	1	1	1
Chi Phu					0	0	0	0	0	0
Romeas Hek					0	0	0	0	0	0
Svay Rieng					0	0	0	0	0	0
Svay Teap					0	0	0	0	0	0
<b>Provincial Total</b>					<b>0</b>	<b>1</b>	<b>1</b>	<b>1</b>	<b>1</b>	<b>1</b>

	HIV NEW CASES									
	1-4 YEARS									
	2012		2013		2014		2015		2016	
	M	F	M	F	M	F	M	F	M	F
<b>Province District</b>										
<b>Takeo</b>										
Takeo Prov Hospital_PH					1	1	1	1	1	2
Ang Rokar					0	0	0	0	0	0
Bati					0	2	0	0	0	0
Daun Keo					0	0	0	0	0	0
Kirivong					0	1	0	1	0	0
Prey Kabass					0	0	0	0	0	0
Koh Andeth					0	0	0	0	0	1
<b>Provincial Total</b>					<b>1</b>	<b>4</b>	<b>1</b>	<b>2</b>	<b>1</b>	<b>3</b>
<b>Oddar Meanchey</b>										
Oddor Meanchey Prov Hosp_PH					1	2	0	0	1	0
Samraong					0	0	0	0	0	0
Anlong Veng					0	0	0	0	1	0
<b>Provincial Total</b>					<b>1</b>	<b>2</b>	<b>0</b>	<b>0</b>	<b>2</b>	<b>0</b>
<b>Kep</b>										
Kep Prov. Hosp._PH					1	0	0	2	0	1
Kep					0	0	0	0	1	0
<b>Provincial Total</b>					<b>1</b>	<b>0</b>	<b>0</b>	<b>2</b>	<b>1</b>	<b>1</b>
<b>Pailin</b>										
Pailin Prov. Hosp._PH					0	0	1	1	0	1
Pailin					1	0	1	0	0	0
<b>Provincial Total</b>					<b>1</b>	<b>0</b>	<b>2</b>	<b>1</b>	<b>0</b>	<b>1</b>
<b>Tbong Khmum</b>										
Tbong Khmum					0	0	0	0	0	0
Suong					0	0	0	0	0	0
Kroch Chhmar					0	0	0	0	0	0
Memut					0	0	0	0	0	0
O Reang Ov					0	0	0	0	0	0
Ponhea Krek					0	0	0	0	0	0
Dambae					0	0	0	0	0	0
<b>Provincial Total</b>					<b>0</b>	<b>0</b>	<b>0</b>	<b>0</b>	<b>0</b>	<b>0</b>
<b>Total</b>					<b>16</b>	<b>24</b>	<b>23</b>	<b>24</b>	<b>23</b>	<b>16</b>
<b>National Hospital</b>										
Ang Duong					0	0	0	0	0	0
Angkor Pediatric Hospital										
Calmette					0	0	0	0	0	0
CENAT					0	0	0	0	0	0
JaYa 7					0	0	7	0	10	2
Khmer-Soviet Friendship					0	0	0	1	0	0
Kossamak					0	0	0	0	0	0
Kantha Bopha					51	56	9	5	19	10
MCH					0	0	0	0	0	0
National Pediatric					18	16	12	9	11	10
<b>Provincial Total</b>					<b>69</b>	<b>72</b>	<b>28</b>	<b>15</b>	<b>40</b>	<b>22</b>
<b>Total Country</b>					<b>85</b>	<b>96</b>	<b>51</b>	<b>39</b>	<b>63</b>	<b>38</b>

	HIV NEW CASES									
	5-14 YEARS									
	2012		2013		2014		2015		2016	
	M	F	M	F	M	F	M	F	M	F
<b>Province District</b>										
<b>Banteay Meanchey</b>										
Cambodia-Japan Friendship PH_PH					0	3	0	0	0	0
Mongkol Borei					3	0	2	1	0	0
Poipet					1	1	6	3	4	2
Preah Net Preah					0	0	0	0	0	0
Thma Puok					0	0	1	1	0	1
<b>Provincial Total</b>					4	4	9	5	4	3
<b>Battambang</b>										
Battambang Provincial Hosp_PH					23	28	11	6	5	4
Thmar Koul					0	0	0	1	1	1
Maung Russei					0	0	0	0	0	1
Sampov Luon					0	1	0	2	0	0
Battambang					0	0	7	0	0	0
Sangkae					1	1	0	0	0	0
<b>Provincial Total</b>					24	30	18	9	6	6
<b>Kampong Cham</b>										
Kampong Cham Prov. Hosp_PH					0	0	0	0	0	0
Chamkar Leu					0	0	0	0	1	0
Choeung Prey					0	0	0	0	0	0
Kampong Cham - Kg. Siem					0	0	0	0	0	0
Prey Chhor					0	0	0	0	0	0
Srey Santhor					0	0	0	0	0	0
Stueng Trang					1	0	0	0	0	0
Batheay					0	0	0	0	0	0
Koh Sotin					0	0	0	0	0	0
Kang Meas					0	0	0	0	0	0
<b>Provincial Total</b>					1	0	0	0	1	0
<b>Kampong Chhnang</b>										
Kampong Chhnang_Prov Hosp_PH					0	0	0	0	0	0
Kampong Chhnang					0	0	0	0	0	0
Kampong Tralach					0	0	0	0	0	0
Boribo					0	0	0	0	0	0
<b>Provincial Total</b>					0	0	0	0	0	0
<b>Kampong Speu</b>										
Kampong Speu Prov. Hosp_PH					0	0	0	0	0	0
Kampong Speu					0	0	0	0	0	0
Kong Pisey					3	0	0	1	0	0
Ou Dongk					0	0	0	0	0	0
Phnom Srouch					0	0	0	0	0	0
<b>Provincial Total</b>					3	0	0	1	0	0
<b>Kampong Thom</b>										
Kampong Thom Prov. Hosp_PH					0	0	0	0	0	0
Baray and Santuk					0	1	0	0	0	0
Kampong Thom					0	0	0	0	0	0
Stong					0	0	0	0	0	1
<b>Provincial Total</b>					0	1	0	0	0	1

	HIV NEW CASES									
	5-14 YEARS									
	2012		2013		2014		2015		2016	
	M	F	M	F	M	F	M	F	M	F
<b>Province District</b>										
<b>Kampot</b>										
Kampot Prov. Hosp._PH					0	3	2	2	1	2
Angkor Chey					0	0	0	0	0	0
Chhouk					0	0	0	0	0	0
Kampong Trach					0	1	0	0	0	0
Kampot					0	1	0	0	0	0
<b>Provincial Total</b>					0	5	2	2	1	2
<b>Kandal</b>										
Cheychnash Hosp._PH					1	1	0	0	0	0
Ang Snuol					0	0	0	0	0	2
Kean Svay					0	0	0	0	0	0
Koh Thom					1	0	0	1	0	0
Ksach Kandal					0	0	0	0	0	0
Muk Kam Poul					0	1	0	0	1	1
Ponhea Leu					0	0	0	0	0	0
Saang					0	2	0	1	0	0
Takhmao					0	0	2	0	0	1
Lvea Em					0	0	0	0	0	0
Leuk Deak					0	0	0	0	0	0
<b>Provincial Total</b>					2	4	2	2	1	4
<b>Koh Kong</b>										
Koh Kong Prov. Hosp._PH					3	1	1	0	1	1
Smach Mean Chey					0	0	0	0	0	0
Srae Ambel					3	1	0	0	3	0
<b>Provincial Total</b>					6	2	1	0	4	1
<b>Kratie</b>										
Kratie Prov. Hosp._PH					2	4	3	3	2	2
Chhlong					0	0	0	0	0	0
Kratie					1	1	0	0	0	1
<b>Provincial Total</b>					3	5	3	3	2	3
<b>Mondul Kiri</b>										
Mondul Kiri Prov Hosp._PH					0	0	0	0	0	0
Sen Monorom					0	0	0	0	0	0
<b>Provincial Total</b>					0	0	0	0	0	0
<b>Phnom Penh</b>										
Municipal Hospital_PH					0	0	0	0	0	0
Mekong					2	2	4	0	0	3
Chaktomouk					0	0	0	0	0	0
Por Senchey					0	0	0	0	0	1
Bassak					0	1	0	1	2	2
Sen Sok					0	0	0	0	0	0
Dang Koa					0	0	0	0	0	2
Preaek Phnov					0	0	0	0	0	0
<b>Provincial Total</b>					2	3	4	1	2	8
<b>Preah Vihear</b>										
P Vihear 16 Makara Prov Hos_PH					0	2	0	2	0	0
Tbeng Meanchey					0	0	0	1	0	0
<b>Provincial Total</b>					0	2	0	3	0	0

	HIV NEW CASES									
	5-14 YEARS									
	2012		2013		2014		2015		2016	
	M	F	M	F	M	F	M	F	M	F
<b>Province District</b>										
<b>Prey Veng</b>										
Prey Veng Prov. Hosp._PH					0	0	0	0	0	0
Kamchay Mear					0	0	0	0	0	0
Kampong Trabek					0	0	0	0	0	0
Mesang					0	0	0	0	0	0
Pear Ror					1	1	1	2	0	0
Pearaing					1	0	0	1	0	0
Preah Sdach					0	0	0	0	0	0
Svay Antor					0	0	0	0	0	0
Sithor Kandal					0	0	0	0	0	0
Krong Prey Veng					0	0	0	0	0	0
OD Baphnom					0	0	0	0	0	0
Pear Chor					0	0	0	0	0	0
Kanhchriech					0	0	0	0	0	0
<b>Provincial Total</b>					<b>2</b>	<b>1</b>	<b>1</b>	<b>3</b>	<b>0</b>	<b>0</b>
<b>Pursat</b>										
Pursat Prov. Hosp._PH					1	0	3	3	0	0
Bakan					0	0	1	0	0	0
Sampov Meas					0	0	0	1	0	0
Kravanh					0	0	0	0	0	0
Krakor					0	0	0	0	0	0
<b>Provincial Total</b>					<b>1</b>	<b>0</b>	<b>4</b>	<b>4</b>	<b>0</b>	<b>0</b>
<b>Ratanakiri</b>										
Ratanakiri Prov Hos_PH					0	0	0	3	1	0
Banlong					0	0	0	0	0	0
Borkeo					0	0	0	0	0	0
<b>Provincial Total</b>					<b>0</b>	<b>0</b>	<b>0</b>	<b>3</b>	<b>1</b>	<b>0</b>
<b>Siemreap</b>										
Siem Reap Prov. Hosp._PH					0	0	0	0	0	0
Kralanh					0	0	0	0	0	0
Siem Reap					0	0	0	1	0	0
Sot Nikum					0	0	0	2	1	0
Angkor Chhum					0	0	0	1	0	0
<b>Provincial Total</b>					<b>0</b>	<b>0</b>	<b>0</b>	<b>4</b>	<b>1</b>	<b>0</b>
<b>Sihanoukville</b>										
Preah Sihanouk Prov. Hosp_PH					4	2	0	0	2	3
Preah Sihanouk					1	0	0	0	0	0
<b>Provincial Total</b>					<b>5</b>	<b>2</b>	<b>0</b>	<b>0</b>	<b>2</b>	<b>3</b>
<b>Stung Treng</b>										
Stung Treng Prov. Hosp._PH					0	0	0	0	0	0
Steung Treng					4	1	0	2	0	0
<b>Provincial Total</b>					<b>4</b>	<b>1</b>	<b>0</b>	<b>2</b>	<b>0</b>	<b>0</b>
<b>Svay Rieng</b>										
Svay Rieng Prov Hosp._PH					4	3	0	0	1	0
Chi Phu					0	0	0	0	0	0
Romeas Hek					0	0	0	0	0	0
Svay Rieng					0	0	0	0	1	0
Svay Teap					0	0	0	0	0	0
<b>Provincial Total</b>					<b>4</b>	<b>3</b>	<b>0</b>	<b>0</b>	<b>2</b>	<b>0</b>

	HIV NEW CASES									
	5-14 YEARS									
	2012		2013		2014		2015		2016	
	M	F	M	F	M	F	M	F	M	F
<b>Province District</b>										
<b>Takeo</b>										
Takeo Prov Hospital_PH					1	2	2	1	2	1
Ang Rokar					0	0	0	0	0	0
Bati					2	0	0	0	0	0
Daun Keo					0	1	0	0	0	0
Kirivong					0	0	1	0	0	0
Prey Kabass					1	0	0	0	0	0
Koh Andeth					0	0	0	0	0	0
<b>Provincial Total</b>					<b>4</b>	<b>3</b>	<b>3</b>	<b>1</b>	<b>2</b>	<b>1</b>
<b>Oddar Meanchey</b>										
Oddor Meanchey Prov Hosp_PH					23	7	0	0	0	2
Samraong					0	0	0	0	0	0
Anlong Veng					0	0	0	0	1	0
<b>Provincial Total</b>					<b>23</b>	<b>7</b>	<b>0</b>	<b>0</b>	<b>1</b>	<b>2</b>
<b>Kep</b>										
Kep Prov. Hosp._PH					1	1	0	0	0	0
Kep					0	0	0	0	0	0
<b>Provincial Total</b>					<b>1</b>	<b>1</b>	<b>0</b>	<b>0</b>	<b>0</b>	<b>0</b>
<b>Pailin</b>										
Pailin Prov. Hosp._PH					0	2	0	0	0	0
Pailin					0	1	0	0	0	0
<b>Provincial Total</b>					<b>0</b>	<b>3</b>	<b>0</b>	<b>0</b>	<b>0</b>	<b>0</b>
<b>Tbong Khmum</b>										
Tbong Khmum					0	0	0	0	0	0
Suong					0	0	0	0	0	0
Kroch Chhmar					0	0	0	0	0	0
Memut					0	0	1	0	1	0
O Reang Ov					0	0	0	0	0	0
Ponhea Krek					0	0	0	0	0	0
Dambae					0	0	0	0	0	0
<b>Provincial Total</b>					<b>0</b>	<b>0</b>	<b>1</b>	<b>0</b>	<b>1</b>	<b>0</b>
<b>Total</b>					<b>89</b>	<b>77</b>	<b>48</b>	<b>43</b>	<b>31</b>	<b>34</b>
<b>National Hospital</b>										
Ang Duong					0	0	0	0	0	0
Angkor Pediatric Hospital										
Calmette					0	0	0	0	2	2
CENAT					0	0	0	0	0	0
JaYa 7					0	0	1	1	13	14
Khmer-Soviet Friendship					2	1	1	0	1	0
Kossamak					0	0	0	0	0	0
Kantha Bopha					28	22	19	14	28	23
MCH					0	0	0	0	0	0
National Pediatric					20	21	10	7	7	10
<b>Provincial Total</b>					<b>50</b>	<b>44</b>	<b>31</b>	<b>22</b>	<b>51</b>	<b>49</b>
<b>Total Country</b>					<b>139</b>	<b>121</b>	<b>79</b>	<b>65</b>	<b>82</b>	<b>83</b>



	HIV NEW CASES									
	15-24 YEARS									
	2012		2013		2014		2015		2016	
	M	F	M	F	M	F	M	F	M	F
<b>Province District</b>										
<b>Banteay Meanchey</b>										
Cambodia-Japan Friendship PH_PH					5	5	4	3	2	5
Mongkol Borei					12	12	6	5	6	8
Poipet					3	3	0	0	0	1
Preah Net Preah					0	0	1	1	0	0
Thma Puok					1	2	0	0	11	12
<b>Provincial Total</b>					<b>21</b>	<b>22</b>	<b>11</b>	<b>9</b>	<b>19</b>	<b>26</b>
<b>Battambang</b>										
Battambang Provincial Hosp._PH					8	11	30	47	5	6
Thmar Koul					1	2	2	3	2	4
Maung Russei					5	9	1	0	0	1
Sampov Luon					10	12	23	22	5	14
Battambang					0	1	1	1	1	1
Sangkae					1	1	1	2	1	0
<b>Provincial Total</b>					<b>25</b>	<b>36</b>	<b>58</b>	<b>75</b>	<b>14</b>	<b>26</b>
<b>Kampong Cham</b>										
Kampong Cham Prov. Hosp._PH					0	0	0	0	0	0
Chamkar Leu					1	6	2	2	1	1
Choeung Prey					0	0	0	0	1	3
Kampong Cham - Kg. Siem					0	0	0	0	0	1
Prey Chhor					0	0	0	0	0	0
Srey Santhor					0	0	0	0	0	0
Stueng Trang					3	0	0	0	0	0
Batheay					0	0	0	0	2	0
Koh Sotin					0	0	0	0	0	0
Kang Meas					0	0	0	0	0	0
<b>Provincial Total</b>					<b>4</b>	<b>6</b>	<b>2</b>	<b>2</b>	<b>4</b>	<b>5</b>
<b>Kampong Chhnang</b>										
Kampong Chhnang_Prov Hosp_PH					0	0	0	0	0	0
Kampong Chhnang					0	0	0	0	0	0
Kampong Tralach					1	2	1	0	0	0
Boribo					0	0	0	1	0	0
<b>Provincial Total</b>					<b>1</b>	<b>2</b>	<b>1</b>	<b>1</b>	<b>0</b>	<b>0</b>
<b>Kampong Speu</b>										
Kampong Speu Prov. Hosp._PH					9	11	1	1	2	2
Kampong Speu					0	0	0	0	0	0
Kong Pisey					3	3	0	1	0	1
Ou Dongk					0	0	3	0	0	1
Phnom Srouch					0	0	0	0	0	0
<b>Provincial Total</b>					<b>12</b>	<b>14</b>	<b>4</b>	<b>2</b>	<b>2</b>	<b>4</b>
<b>Kampong Thom</b>										
Kampong Thom Prov. Hosp._PH					5	6	0	0	0	0
Baray and Santuk					0	1	1	0	3	1
Kampong Thom					0	0	1	0	0	1
Stong					2	1	0	1	1	2
<b>Provincial Total</b>					<b>7</b>	<b>8</b>	<b>2</b>	<b>1</b>	<b>4</b>	<b>4</b>

	HIV NEW CASES									
	15-24 YEARS									
	2012		2013		2014		2015		2016	
	M	F	M	F	M	F	M	F	M	F
<b>Province District</b>										
<b>Kampot</b>										
Kampot Prov. Hosp._PH					9	14	8	7	0	0
Angkor Chey					0	0	0	0	0	0
Chhouk					6	2	0	0	0	1
Kampong Trach					2	0	1	1	1	1
Kampot					1	1	0	0	0	0
<b>Provincial Total</b>					<b>18</b>	<b>17</b>	<b>9</b>	<b>8</b>	<b>1</b>	<b>2</b>
<b>Kandal</b>										
Cheychnash Hosp._PH					11	25	8	11	9	4
Ang Snuol					0	0	0	0	7	4
Kean Svay					1	0	0	0	0	11
Koh Thom					0	5	0	1	1	0
Ksach Kandal					3	0	0	0	0	1
Muk Kam Poul					0	2	4	27	38	83
Ponhea Leu					0	0	0	0	0	0
Saang					60	82	1	2	0	0
Takhmao					0	0	0	0	1	0
Lvea Em					0	0	0	0	0	0
Leuk Deak					0	0	0	0	0	0
<b>Provincial Total</b>					<b>75</b>	<b>114</b>	<b>13</b>	<b>41</b>	<b>56</b>	<b>103</b>
<b>Koh Kong</b>										
Koh Kong Prov. Hosp._PH					1	16	5	11	4	6
Smach Mean Chey					0	3	1	4	0	0
Srae Ambel					1	0	0	0	1	1
<b>Provincial Total</b>					<b>2</b>	<b>19</b>	<b>6</b>	<b>15</b>	<b>5</b>	<b>7</b>
<b>Kratie</b>										
Kratie Prov. Hosp._PH					6	3	6	3	6	3
Chhlong					0	0	1	0	1	2
Kratie					0	0	0	2	0	0
<b>Provincial Total</b>					<b>6</b>	<b>3</b>	<b>7</b>	<b>5</b>	<b>7</b>	<b>5</b>
<b>Mondul Kiri</b>										
Mondul Kiri Prov Hosp._PH					0	0	0	0	0	0
Sen Monorom					0	0	0	0	0	10
<b>Provincial Total</b>					<b>0</b>	<b>0</b>	<b>0</b>	<b>0</b>	<b>0</b>	<b>10</b>
<b>Phnom Penh</b>										
Municipal Hospital_PH					11	12	0	5	0	1
Mekong					9	19	3	7	5	6
Chaktomouk					2	3	0	2	0	1
Por Senchey					3	2	7	6	3	7
Bassak					5	17	7	8	2	2
Sen Sok					0	0	32	35	0	0
Dang Koa					0	0	0	0	1	2
Preaek Phnov					0	3	0	1	0	0
<b>Provincial Total</b>					<b>30</b>	<b>56</b>	<b>49</b>	<b>64</b>	<b>11</b>	<b>19</b>
<b>Preah Vihear</b>										
P Vihear 16 Makara Prov Hos_PH					3	7	3	3	0	2
Tbeng Meanchey					3	0	0	0	0	0
<b>Provincial Total</b>					<b>6</b>	<b>7</b>	<b>3</b>	<b>3</b>	<b>0</b>	<b>2</b>

	HIV NEW CASES									
	15-24 YEARS									
	2012		2013		2014		2015		2016	
	M	F	M	F	M	F	M	F	M	F
<b>Province District</b>										
<b>Prey Veng</b>										
Prey Veng Prov. Hosp._PH					1	0	0	0	2	1
Kamchay Mear					0	0	0	0	0	0
Kampong Trabek					0	0	0	0	0	0
Mesang					1	3	0	0	0	0
Pear Ror					0	0	0	1	0	0
Pearaing					2	2	3	1	0	0
Preah Sdach					0	0	0	0	5	1
Svay Antor					0	0	0	0	0	0
Sithor Kandal					0	0	34	25	0	0
Krong Prey Veng					0	0	0	0	0	0
OD Baphnom					1	2	0	0	0	0
Pear Chor					0	0	0	0	0	0
Kanhchriech					0	0	0	0	0	1
<b>Provincial Total</b>					<b>5</b>	<b>7</b>	<b>37</b>	<b>27</b>	<b>7</b>	<b>3</b>
<b>Pursat</b>										
Pursat Prov. Hosp._PH					6	0	4	3	5	7
Bakan					0	0	0	0	0	0
Sampov Meas					0	0	0	0	1	0
Kravanh					0	0	0	1	0	0
Krakor					2	0	0	0	0	0
<b>Provincial Total</b>					<b>8</b>	<b>0</b>	<b>4</b>	<b>4</b>	<b>6</b>	<b>7</b>
<b>Ratanakiri</b>										
Ratanakiri Prov Hos_PH					1	3	4	1	0	0
Banlong					0	0	0	0	0	0
Borkeo					0	0	0	0	0	0
<b>Provincial Total</b>					<b>1</b>	<b>3</b>	<b>4</b>	<b>1</b>	<b>0</b>	<b>0</b>
<b>Siemreap</b>										
Siem Reap Prov. Hosp._PH					10	19	24	26	22	19
Kralanh					0	1	14	8	3	2
Siem Reap					2	5	1	6	2	2
Sot Nikum					1	2	1	6	2	5
Angkor Chhum					0	15	0	0	0	1
<b>Provincial Total</b>					<b>13</b>	<b>42</b>	<b>40</b>	<b>46</b>	<b>29</b>	<b>29</b>
<b>Sihanoukville</b>										
Preah Sihanouk Prov. Hosp_PH					20	26	11	15	10	11
Preah Sihanouk					0	2	0	0	0	5
<b>Provincial Total</b>					<b>20</b>	<b>28</b>	<b>11</b>	<b>15</b>	<b>10</b>	<b>16</b>
<b>Stung Treng</b>										
Stung Treng Prov. Hosp._PH					0	0	0	0	0	0
Steung Treng					1	1	1	6	0	1
<b>Provincial Total</b>					<b>1</b>	<b>1</b>	<b>1</b>	<b>6</b>	<b>0</b>	<b>1</b>
<b>Svay Rieng</b>										
Svay Rieng Prov Hosp._PH					2	2	0	2	1	2
Chi Phu					1	0	1	0	0	0
Romeas Hek					0	0	0	0	0	0
Svay Rieng					0	1	1	1	0	0
Svay Teap					0	0	0	0	0	0
<b>Provincial Total</b>					<b>3</b>	<b>3</b>	<b>2</b>	<b>3</b>	<b>1</b>	<b>2</b>

	HIV NEW CASES									
	15-24 YEARS									
	2012		2013		2014		2015		2016	
	M	F	M	F	M	F	M	F	M	F
<b>Province District</b>										
<b>Takeo</b>										
Takeo Prov Hospital_PH					2	10	1	3	0	3
Ang Rokar					0	1	0	0	1	2
Bati					0	0	0	0	0	0
Daun Keo					2	0	0	1	0	0
Kirivong					2	3	0	3	4	4
Prey Kabass					0	0	0	0	0	0
Koh Andeth					0	0	0	1	0	0
<b>Provincial Total</b>					<b>6</b>	<b>14</b>	<b>1</b>	<b>8</b>	<b>5</b>	<b>9</b>
<b>Oddar Meanchey</b>										
Oddor Meanchey Prov Hosp_PH					5	7	0	1	4	4
Samraong					0	0	5	7	0	1
Anlong Veng					0	0	0	0	0	2
<b>Provincial Total</b>					<b>5</b>	<b>7</b>	<b>5</b>	<b>8</b>	<b>4</b>	<b>7</b>
<b>Kep</b>										
Kep Prov. Hosp._PH					0	0	1	0	0	1
Kep					0	0	0	0	0	0
<b>Provincial Total</b>					<b>0</b>	<b>0</b>	<b>1</b>	<b>0</b>	<b>0</b>	<b>1</b>
<b>Pailin</b>										
Pailin Prov. Hosp._PH					1	2	0	4	0	2
Pailin					0	2	0	1	1	0
<b>Provincial Total</b>					<b>1</b>	<b>4</b>	<b>0</b>	<b>5</b>	<b>1</b>	<b>2</b>
<b>Tbong Khmum</b>										
Tbong Khmum					3	1	0	0	0	1
Suong					0	0	0	0	0	0
Kroch Chhmar					0	0	0	0	1	1
Memut					2	5	2	4	2	3
O Reang Ov					0	0	0	0	0	0
Ponhea Krek					0	0	0	0	0	1
Dambae					0	0	0	0	0	0
<b>Provincial Total</b>					<b>5</b>	<b>6</b>	<b>2</b>	<b>4</b>	<b>3</b>	<b>6</b>
<b>Total</b>					<b>275</b>	<b>419</b>	<b>273</b>	<b>353</b>	<b>189</b>	<b>296</b>
<b>National Hospital</b>										
Ang Duong					0	0	0	0	0	1
Angkor Pediatric Hospital										
Calmette					6	7	1	1	6	18
CENAT					0	0	0	0	0	0
JaYa 7					0	0	0	1	2	22
Khmer-Soviet Friendship					14	23	13	37	1	11
Kossamak					4	1	0	0	0	0
Kantha Bopha					0	0	0	0	0	0
MCH					1	5	0	3	5	6
National Pediatric					0	1	5	2	3	2
<b>Provincial Total</b>					<b>25</b>	<b>37</b>	<b>19</b>	<b>44</b>	<b>17</b>	<b>60</b>
<b>Total Country</b>					<b>300</b>	<b>456</b>	<b>292</b>	<b>397</b>	<b>206</b>	<b>356</b>

	HIV NEW CASES									
	25-49 YEARS									
	2012		2013		2014		2015		2016	
	M	F	M	F	M	F	M	F	M	F
<b>Province District</b>										
<b>Banteay Meanchey</b>										
Cambodia-Japan Friendship PH_PH					24	25	53	38	23	13
Mongkol Borei					31	32	38	37	55	47
Poipet					37	43	80	121	69	69
Preah Net Preah					56	51	0	2	2	1
Thma Puok					8	12	10	9	9	11
<b>Provincial Total</b>					<b>156</b>	<b>163</b>	<b>181</b>	<b>207</b>	<b>158</b>	<b>141</b>
<b>Battambang</b>										
Battambang Provincial Hosp._PH					114	138	61	59	87	94
Thmar Koul					1	9	12	16	18	27
Maung Russei					8	16	13	14	6	4
Sampov Luon					17	20	11	13	10	28
Battambang					1	3	5	7	13	10
Sangkae					7	4	4	5	2	2
<b>Provincial Total</b>					<b>148</b>	<b>190</b>	<b>106</b>	<b>114</b>	<b>136</b>	<b>165</b>
<b>Kampong Cham</b>										
Kampong Cham Prov. Hosp._PH					0	0	0	0	0	0
Chamkar Leu					9	12	17	9	3	3
Choeung Prey					5	4	4	6	4	6
Kampong Cham - Kg. Siem					0	0	1	5	0	2
Prey Chhor					1	1	1	0	0	0
Srey Santhor					6	5	5	8	9	6
Stueng Trang					0	4	0	1	1	2
Batheay					1	0	0	0	0	1
Koh Sotin					0	0	0	0	0	0
Kang Meas					1	1	0	1	0	1
<b>Provincial Total</b>					<b>23</b>	<b>27</b>	<b>28</b>	<b>30</b>	<b>17</b>	<b>21</b>
<b>Kampong Chhnang</b>										
Kampong Chhnang_Prov Hosp_PH					0	0	0	0	0	0
Kampong Chhnang					1	1	8	3	0	0
Kampong Tralach					7	1	1	1	2	2
Boribo					8	68	1	1	1	3
<b>Provincial Total</b>					<b>16</b>	<b>70</b>	<b>10</b>	<b>5</b>	<b>3</b>	<b>5</b>
<b>Kampong Speu</b>										
Kampong Speu Prov. Hosp._PH					13	29	22	26	11	15
Kampong Speu					1	0	0	1	0	0
Kong Pisey					12	10	6	10	6	9
Ou Dongk					13	13	8	7	4	8
Phnom Srouch					0	0	1	0	1	1
<b>Provincial Total</b>					<b>39</b>	<b>52</b>	<b>37</b>	<b>44</b>	<b>22</b>	<b>33</b>
<b>Kampong Thom</b>										
Kampong Thom Prov. Hosp._PH					12	15	5	8	0	0
Baray and Santuk					11	10	11	10	10	9
Kampong Thom					1	1	3	3	1	1
Stong					2	4	6	13	2	3
<b>Provincial Total</b>					<b>26</b>	<b>30</b>	<b>25</b>	<b>34</b>	<b>13</b>	<b>13</b>

	HIV NEW CASES									
	25-49 YEARS									
	2012		2013		2014		2015		2016	
	M	F	M	F	M	F	M	F	M	F
<b>Province District</b>										
<b>Kampot</b>										
Kampot Prov. Hosp._PH					6	8	21	23	9	4
Angkor Chey					2	5	1	4	0	0
Chhouk					2	5	4	44	1	1
Kampong Trach					11	13	15	19	18	18
Kampot					3	1	0	4	0	0
<b>Provincial Total</b>					<b>24</b>	<b>32</b>	<b>41</b>	<b>94</b>	<b>28</b>	<b>23</b>
<b>Kandal</b>										
Cheychnash Hosp._PH					8	13	17	46	27	30
Ang Snuol					1	1	0	1	26	10
Kean Svay					5	7	6	10	15	9
Koh Thom					8	7	7	10	10	4
Ksach Kandal					1	2	1	1	2	3
Muk Kam Poul					0	2	3	32	5	11
Ponhea Leu					0	0	0	0	0	0
Saang					13	8	3	1	0	1
Takhmao					0	0	0	1	3	1
Lvea Em					0	0	0	0	0	0
Leuk Deak					0	0	0	0	0	1
<b>Provincial Total</b>					<b>36</b>	<b>40</b>	<b>37</b>	<b>102</b>	<b>88</b>	<b>70</b>
<b>Koh Kong</b>										
Koh Kong Prov. Hosp._PH					25	35	24	35	11	22
Smach Mean Chey					1	8	1	4	3	1
Srae Ambel					7	12	12	16	8	9
<b>Provincial Total</b>					<b>33</b>	<b>55</b>	<b>37</b>	<b>55</b>	<b>22</b>	<b>32</b>
<b>Kratie</b>										
Kratie Prov. Hosp._PH					13	20	17	8	12	18
Chhlong					0	8	7	4	5	0
Kratie					1	4	6	3	2	4
<b>Provincial Total</b>					<b>14</b>	<b>32</b>	<b>30</b>	<b>15</b>	<b>19</b>	<b>22</b>
<b>Mondul Kiri</b>										
Mondul Kiri Prov Hosp._PH					0	0	2	0	1	1
Sen Monorom					0	0	0	2	1	13
<b>Provincial Total</b>					<b>0</b>	<b>0</b>	<b>2</b>	<b>2</b>	<b>2</b>	<b>14</b>
<b>Phnom Penh</b>										
Municipal Hospital_PH					21	25	13	27	13	11
Mekong					29	46	40	51	41	49
Chaktomouk					17	19	23	38	13	15
Por Senchey					14	12	20	24	20	29
Bassak					21	39	39	29	40	33
Sen Sok					1	0	2	2	2	1
Dang Koa					0	1	7	5	10	4
Preaek Phnov					8	19	4	4	19	55
<b>Provincial Total</b>					<b>111</b>	<b>161</b>	<b>148</b>	<b>180</b>	<b>158</b>	<b>197</b>
<b>Preah Vihear</b>										
P Vihear 16 Makara Prov Hos_PH					18	10	8	9	8	10
Tbeng Meanchey					2	2	1	3	1	2
<b>Provincial Total</b>					<b>20</b>	<b>12</b>	<b>9</b>	<b>12</b>	<b>9</b>	<b>12</b>

	HIV NEW CASES									
	25-49 YEARS									
	2012		2013		2014		2015		2016	
	M	F	M	F	M	F	M	F	M	F
<b>Province District</b>										
<b>Prey Veng</b>										
Prey Veng Prov. Hosp._PH					2	3	9	9	12	14
Kamchay Mear					0	2	0	1	1	2
Kampong Trabek					1	4	2	2	0	11
Mesang					9	6	1	1	3	3
Peam Ror					24	32	17	18	33	30
Pearaing					9	7	3	9	8	3
Preah Sdach					3	2	1	7	0	1
Svay Antor					0	0	0	1	2	0
Sithor Kandal					1	0	34	19	44	93
Krong Prey Veng					0	0	0	0	0	0
OD Baphnom					0	4	0	0	0	0
Peam Chor					1	1	0	0	0	0
Kanhchriech					2	1	2	2	0	1
<b>Provincial Total</b>					<b>52</b>	<b>62</b>	<b>69</b>	<b>69</b>	<b>103</b>	<b>158</b>
<b>Pursat</b>										
Pursat Prov. Hosp._PH					31	41	29	42	27	23
Bakan					1	1	0	3	0	0
Sampov Meas					0	1	1	3	2	3
Kravanh					2	1	2	3	0	1
Krakor					1	1	0	0	1	1
<b>Provincial Total</b>					<b>35</b>	<b>45</b>	<b>32</b>	<b>51</b>	<b>30</b>	<b>28</b>
<b>Ratanakiri</b>										
Ratanakiri Prov Hos_PH					14	7	16	15	10	8
Banlong					0	0	0	0	0	0
Borkeo					3	2	2	1	0	0
<b>Provincial Total</b>					<b>17</b>	<b>9</b>	<b>18</b>	<b>16</b>	<b>10</b>	<b>8</b>
<b>Siemreap</b>										
Siem Reap Prov. Hosp._PH					99	117	98	106	108	133
Kralanh					4	7	36	13	4	0
Siem Reap					20	31	18	27	11	20
Sot Nikum					16	10	19	26	22	17
Angkor Chhum					2	12	2	3	1	5
<b>Provincial Total</b>					<b>141</b>	<b>177</b>	<b>173</b>	<b>175</b>	<b>146</b>	<b>175</b>
<b>Sihanoukville</b>										
Preah Sihanouk Prov. Hosp_PH					21	37	38	45	19	33
Preah Sihanouk					6	3	3	6	13	8
<b>Provincial Total</b>					<b>27</b>	<b>40</b>	<b>41</b>	<b>51</b>	<b>32</b>	<b>41</b>
<b>Stung Treng</b>										
Stung Treng Prov. Hosp._PH					0	0	0	0	0	0
Steung Treng					14	25	7	19	3	11
<b>Provincial Total</b>					<b>14</b>	<b>25</b>	<b>7</b>	<b>19</b>	<b>3</b>	<b>11</b>
<b>Svay Rieng</b>										
Svay Rieng Prov Hosp._PH					20	14	14	12	19	20
Chi Phu					3	4	2	1	1	2
Romeas Hek					0	0	0	0	0	0
Svay Rieng					2	0	1	3	0	0
Svay Teap					1	0	35	117	0	0
<b>Provincial Total</b>					<b>26</b>	<b>18</b>	<b>52</b>	<b>133</b>	<b>20</b>	<b>22</b>

	HIV NEW CASES									
	25-49 YEARS									
	2012		2013		2014		2015		2016	
	M	F	M	F	M	F	M	F	M	F
<b>Province District</b>										
<b>Takeo</b>										
Takeo Prov Hospital_PH					22	18	24	25	33	26
Ang Rokar					10	11	17	17	8	5
Bati					5	1	5	14	4	5
Daun Keo					0	2	2	2	1	0
Kirivong					12	12	16	32	8	10
Prey Kabass					1	3	0	0	0	0
Koh Andeth					2	3	0	1	2	4
<b>Provincial Total</b>					<b>52</b>	<b>50</b>	<b>64</b>	<b>91</b>	<b>56</b>	<b>50</b>
<b>Oddar Meanchey</b>										
Oddor Meanchey Prov Hosp_PH					59	187	18	17	12	16
Samraong					1	0	4	2	3	3
Anlong Veng					1	1	2	2	6	4
<b>Provincial Total</b>					<b>61</b>	<b>188</b>	<b>24</b>	<b>21</b>	<b>21</b>	<b>23</b>
<b>Kep</b>										
Kep Prov. Hosp._PH					0	3	3	2	1	3
Kep					0	0	2	0	0	0
<b>Provincial Total</b>					<b>0</b>	<b>3</b>	<b>5</b>	<b>2</b>	<b>1</b>	<b>3</b>
<b>Pailin</b>										
Pailin Prov. Hosp._PH					12	12	30	35	8	8
Pailin					3	3	3	5	2	1
<b>Provincial Total</b>					<b>15</b>	<b>15</b>	<b>33</b>	<b>40</b>	<b>10</b>	<b>9</b>
<b>Tbong Khmum</b>										
Tbong Khmum					1	2	2	2	2	3
Suong					0	0	0	0	0	0
Kroch Chhmar					2	2	0	5	1	1
Memut					6	9	4	4	7	6
O Reang Ov					2	2	0	3	1	5
Ponhea Krek					2	1	0	0	0	1
Dambae					0	0	0	1	0	0
<b>Provincial Total</b>					<b>13</b>	<b>16</b>	<b>6</b>	<b>15</b>	<b>11</b>	<b>16</b>
<b>Total</b>					<b>1099</b>	<b>1512</b>	<b>1215</b>	<b>1577</b>	<b>1118</b>	<b>1292</b>
<b>National Hospital</b>										
Ang Duong					0	5	3	3	1	2
Angkor Pediatric Hospital										
Calmette					35	64	45	51	32	32
CENAT					0	0	0	0	0	0
JaYa 7					0	0	0	0	0	81
Khmer-Soviet Friendship					84	71	100	82	0	174
Kossamak					6	3	0	0	0	0
Kantha Bopha					0	0	0	0	0	0
MCH					5	23	2	28	6	29
National Pediatric					2	2	0	1	1	1
<b>Provincial Total</b>					<b>132</b>	<b>168</b>	<b>150</b>	<b>165</b>	<b>40</b>	<b>319</b>
<b>Total Country</b>					<b>1231</b>	<b>1680</b>	<b>1365</b>	<b>1742</b>	<b>1158</b>	<b>1611</b>



	HIV NEW CASES									
	50-64 YEARS									
	2012		2013		2014		2015		2016	
	M	F	M	F	M	F	M	F	M	F
<b>Province District</b>										
<b>Banteay Meanchey</b>										
Cambodia-Japan Friendship PH_PH					3	2	58	39	3	3
Mongkol Borei					5	5	8	6	4	6
Poipet					4	5	4	1	2	6
Preah Net Preah					0	1	0	0	0	0
Thma Puok					1	2	0	3	1	0
<b>Provincial Total</b>					13	15	70	49	10	15
<b>Battambang</b>										
Battambang Provincial Hosp._PH					46	59	24	21	14	11
Thmar Koul					0	0	9	4	1	2
Maung Russei					3	3	0	2	3	3
Sampov Luon					0	2	6	3	6	2
Battambang					1	0	1	0	2	1
Sangkae					2	0	1	0	0	0
<b>Provincial Total</b>					52	64	41	30	26	19
<b>Kampong Cham</b>										
Kampong Cham Prov. Hosp._PH					0	0	0	0	0	0
Chamkar Leu					0	1	1	1	2	0
Choeung Prey					1	2	0	0	0	1
Kampong Cham - Kg. Siem					0	0	0	0	0	0
Prey Chhor					1	0	0	0	0	0
Srey Santhor					2	2	0	0	0	0
Stueng Trang					1	0	0	0	0	0
Batheay					0	0	1	0	1	0
Koh Sotin					0	0	0	0	0	0
Kang Meas					0	0	0	0	0	0
<b>Provincial Total</b>					5	5	2	1	3	1
<b>Kampong Chhnang</b>										
Kampong Chhnang_Prov Hosp_PH					0	0	0	0	0	0
Kampong Chhnang					0	0	0	0	0	0
Kampong Tralach					0	0	0	0	0	0
Boribo					0	0	0	0	0	0
<b>Provincial Total</b>					0	0	0	0	0	0
<b>Kampong Speu</b>										
Kampong Speu Prov. Hosp._PH					0	0	0	0	0	0
Kampong Speu					0	0	0	0	0	0
Kong Pisey					0	0	0	0	0	0
Ou Dongk					0	0	3	2	0	0
Phnom Srouch					0	0	0	0	0	0
<b>Provincial Total</b>					0	0	3	2	0	0
<b>Kampong Thom</b>										
Kampong Thom Prov. Hosp._PH					6	3	1	4	0	0
Baray and Santuk					0	0	0	0	1	1
Kampong Thom					0	0	0	0	0	0
Stong					0	0	1	0	1	1
<b>Provincial Total</b>					6	3	2	4	2	2

	HIV NEW CASES									
	50-64 YEARS									
	2012		2013		2014		2015		2016	
	M	F	M	F	M	F	M	F	M	F
<b>Province District</b>										
<b>Kampot</b>										
Kampot Prov. Hosp._PH					2	3	1	2	0	0
Angkor Chey					0	0	0	0	0	0
Chhouk					1	0	0	1	1	0
Kampong Trach					1	5	1	1	3	0
Kampot					0	0	1	0	1	1
<b>Provincial Total</b>					<b>4</b>	<b>8</b>	<b>3</b>	<b>4</b>	<b>5</b>	<b>1</b>
<b>Kandal</b>										
Cheychnash Hosp._PH					6	6	1	0	4	2
Ang Snuol					1	1	0	1	3	5
Kean Svay					0	1	2	4	0	6
Koh Thom					3	1	3	0	2	0
Ksach Kandal					0	1	0	0	0	0
Muk Kam Poul					0	0	3	2	0	0
Ponhea Leu					0	0	0	0	0	0
Saang					45	63	0	0	0	0
Takhmao					0	0	0	0	0	0
Lvea Em					0	0	0	0	0	0
Leuk Deak					0	0	0	0	0	0
<b>Provincial Total</b>					<b>55</b>	<b>73</b>	<b>9</b>	<b>7</b>	<b>9</b>	<b>13</b>
<b>Koh Kong</b>										
Koh Kong Prov. Hosp._PH					4	1	3	3	2	1
Smach Mean Chey					0	0	0	0	0	0
Srae Ambel					3	1	2	3	2	0
<b>Provincial Total</b>					<b>7</b>	<b>2</b>	<b>5</b>	<b>6</b>	<b>4</b>	<b>1</b>
<b>Kratie</b>										
Kratie Prov. Hosp._PH					6	4	4	0	1	5
Chhlong					0	0	0	0	0	0
Kratie					0	0	0	0	0	0
<b>Provincial Total</b>					<b>6</b>	<b>4</b>	<b>4</b>	<b>0</b>	<b>1</b>	<b>5</b>
<b>Mondul Kiri</b>										
Mondul Kiri Prov Hosp._PH					0	0	1	0	0	0
Sen Monorom					0	0	0	0	0	0
<b>Provincial Total</b>					<b>0</b>	<b>0</b>	<b>1</b>	<b>0</b>	<b>0</b>	<b>0</b>
<b>Phnom Penh</b>										
Municipal Hospital_PH					2	5	1	0	0	1
Mekong					2	4	8	8	10	14
Chaktomouk					2	2	0	0	1	2
Por Senchey					0	0	0	0	0	0
Bassak					2	1	1	0	5	5
Sen Sok					0	0	0	0	1	0
Dang Koa					1	0	0	0	2	0
Preaek Phnov					7	11	0	0	15	26
<b>Provincial Total</b>					<b>16</b>	<b>23</b>	<b>10</b>	<b>8</b>	<b>34</b>	<b>48</b>
<b>Preah Vihear</b>										
P Vihear 16 Makara Prov Hos_PH					1	2	3	1	2	1
Tbeng Meanchey					1	1	0	0	0	0
<b>Provincial Total</b>					<b>2</b>	<b>3</b>	<b>3</b>	<b>1</b>	<b>2</b>	<b>1</b>

	HIV NEW CASES									
	50-64 YEARS									
	2012		2013		2014		2015		2016	
	M	F	M	F	M	F	M	F	M	F
<b>Province District</b>										
<b>Prey Veng</b>										
Prey Veng Prov. Hosp._PH					0	0	0	0	0	0
Kamchay Mear					0	0	0	0	0	0
Kampong Trabek					0	0	0	0	1	1
Mesang					0	0	0	0	0	0
Pear Ror					2	1	2	1	2	2
Pearaing					0	0	0	0	1	1
Preah Sdach					0	2	0	0	0	0
Svay Antor					0	0	0	0	0	0
Sithor Kandal					0	0	0	0	0	0
Krong Prey Veng					0	0	0	0	0	0
OD Baphnom					0	0	0	0	0	0
Pear Chor					0	0	0	0	0	0
Kanhchriech					0	0	0	0	0	0
<b>Provincial Total</b>					<b>2</b>	<b>3</b>	<b>2</b>	<b>1</b>	<b>4</b>	<b>4</b>
<b>Pursat</b>										
Pursat Prov. Hosp._PH					6	5	3	7	4	8
Bakan					0	0	2	0	0	0
Sampov Meas					0	0	0	0	0	0
Kravanh					0	0	0	0	0	0
Krakor					0	0	0	1	1	0
<b>Provincial Total</b>					<b>6</b>	<b>5</b>	<b>5</b>	<b>8</b>	<b>5</b>	<b>8</b>
<b>Ratanakiri</b>										
Ratanakiri Prov Hos_PH					1	1	1	2	0	3
Banlong					0	0	0	0	0	0
Borkeo					0	1	0	0	0	0
<b>Provincial Total</b>					<b>1</b>	<b>2</b>	<b>1</b>	<b>2</b>	<b>0</b>	<b>3</b>
<b>Siemreap</b>										
Siem Reap Prov. Hosp._PH					17	11	9	6	19	9
Kralanh					1	0	0	0	0	0
Siem Reap					2	5	2	0	1	2
Sot Nikum					4	2	0	0	1	2
Angkor Chhum					0	0	0	0	0	0
<b>Provincial Total</b>					<b>24</b>	<b>18</b>	<b>11</b>	<b>6</b>	<b>21</b>	<b>13</b>
<b>Sihanoukville</b>										
Preah Sihanouk Prov. Hosp_PH					7	4	5	2	7	5
Preah Sihanouk					1	0	0	0	1	0
<b>Provincial Total</b>					<b>8</b>	<b>4</b>	<b>5</b>	<b>2</b>	<b>8</b>	<b>5</b>
<b>Stung Treng</b>										
Stung Treng Prov. Hosp._PH					0	0	0	0	0	0
Steung Treng					5	2	2	1	1	0
<b>Provincial Total</b>					<b>5</b>	<b>2</b>	<b>2</b>	<b>1</b>	<b>1</b>	<b>0</b>
<b>Svay Rieng</b>										
Svay Rieng Prov Hosp._PH					10	2	1	2	2	3
Chi Phu					1	0	0	1	0	1
Romeas Hek					1	0	0	0	0	0
Svay Rieng					0	0	1	0	0	1
Svay Teap					0	0	0	0	0	0
<b>Provincial Total</b>					<b>12</b>	<b>2</b>	<b>2</b>	<b>3</b>	<b>2</b>	<b>5</b>

	HIV NEW CASES									
	50-64 YEARS									
	2012		2013		2014		2015		2016	
	M	F	M	F	M	F	M	F	M	F
<b>Province District</b>										
<b>Takeo</b>										
Takeo Prov Hospital_PH					6	6	2	3	2	2
Ang Rokar					0	0	0	1	0	0
Bati					0	0	1	0	0	4
Daun Keo					0	0	0	1	0	0
Kirivong					1	2	1	0	3	1
Prey Kabass					0	0	0	0	0	0
Koh Andeth					0	0	0	0	0	0
<b>Provincial Total</b>					<b>7</b>	<b>8</b>	<b>4</b>	<b>5</b>	<b>5</b>	<b>7</b>
<b>Oddar Meanchey</b>										
Oddor Meanchey Prov Hosp_PH					13	13	2	2	1	4
Samraong					0	0	0	0	1	1
Anlong Veng					0	0	0	0	1	1
<b>Provincial Total</b>					<b>13</b>	<b>13</b>	<b>2</b>	<b>2</b>	<b>3</b>	<b>6</b>
<b>Kep</b>										
Kep Prov. Hosp._PH					1	1	1	2	0	0
Kep					0	0	0	0	0	0
<b>Provincial Total</b>					<b>1</b>	<b>1</b>	<b>1</b>	<b>2</b>	<b>0</b>	<b>0</b>
<b>Pailin</b>										
Pailin Prov. Hosp._PH					1	1	6	0	2	0
Pailin					0	1	2	2	0	0
<b>Provincial Total</b>					<b>1</b>	<b>2</b>	<b>8</b>	<b>2</b>	<b>2</b>	<b>0</b>
<b>Tbong Khmum</b>										
Tbong Khmum					0	1	0	0	2	1
Suong					0	0	0	0	0	0
Kroch Chhmar					0	0	0	0	2	0
Memut					0	0	0	0	0	1
O Reang Ov					0	0	0	1	0	0
Ponhea Krek					0	0	0	0	0	0
Dambae					0	0	0	0	0	0
<b>Provincial Total</b>					<b>0</b>	<b>1</b>	<b>0</b>	<b>1</b>	<b>4</b>	<b>2</b>
<b>Total</b>					<b>246</b>	<b>261</b>	<b>196</b>	<b>147</b>	<b>151</b>	<b>159</b>
<b>National Hospital</b>										
Ang Duong					0	0	0	0	0	1
Angkor Pediatric Hospital										
Calmette					37	21	23	9	34	18
CENAT					0	0	0	0	0	0
JaYa 7					0	0	0	0	0	0
Khmer-Soviet Friendship					24	8	16	14	2	0
Kossamak					0	0	0	0	0	0
Kantha Bopha					0	0	0	0	0	0
MCH					0	0	0	0	0	0
National Pediatric					0	0	0	0	0	0
<b>Provincial Total</b>					<b>61</b>	<b>29</b>	<b>39</b>	<b>23</b>	<b>36</b>	<b>19</b>
<b>Total Country</b>					<b>307</b>	<b>290</b>	<b>235</b>	<b>170</b>	<b>187</b>	<b>178</b>

	HIV NEW CASES									
	65+ YEARS									
	2012		2013		2014		2015		2016	
	M	F	M	F	M	F	M	F	M	F
<b>Province District</b>										
<b>Banteay Meanchey</b>										
Cambodia-Japan Friendship PH_PH					1	0	2	7	0	0
Mongkol Borei					0	0	0	0	4	0
Poipet					0	0	0	0	0	0
Preah Net Preah					0	0	0	0	0	0
Thma Puok					0	0	0	0	0	0
<b>Provincial Total</b>					1	0	2	7	4	0
<b>Battambang</b>										
Battambang Provincial Hosp._PH					43	61	2	0	0	0
Thmar Koul					0	0	2	0	0	1
Maung Russei					1	0	0	0	0	0
Sampov Luon					0	0	0	0	0	0
Battambang					0	0	0	0	0	0
Sangkae					0	1	0	0	0	0
<b>Provincial Total</b>					44	62	4	0	0	1
<b>Kampong Cham</b>										
Kampong Cham Prov. Hosp._PH					0	0	0	0	0	0
Chamkar Leu					0	0	0	0	0	0
Choeung Prey					0	0	0	0	0	0
Kampong Cham - Kg. Siem					0	0	0	0	0	0
Prey Chhor					0	0	0	0	0	0
Srey Santhor					3	2	0	0	0	0
Stueng Trang					0	0	0	0	0	0
Batheay					0	0	0	0	0	0
Koh Sotin					0	0	0	0	0	0
Kang Meas					0	0	0	0	0	0
<b>Provincial Total</b>					3	2	0	0	0	0
<b>Kampong Chhnang</b>										
Kampong Chhnang_Prov Hosp_PH					0	0	0	0	0	0
Kampong Chhnang					0	0	0	0	0	0
Kampong Tralach					0	0	0	0	0	0
Boribo					4	0	0	0	0	0
<b>Provincial Total</b>					4	0	0	0	0	0
<b>Kampong Speu</b>										
Kampong Speu Prov. Hosp._PH					0	0	0	0	1	0
Kampong Speu					0	0	0	0	0	0
Kong Pisey					0	0	0	0	0	0
Ou Dongk					2	0	1	3	0	0
Phnom Srouch					0	0	0	0	0	0
<b>Provincial Total</b>					2	0	1	3	1	0
<b>Kampong Thom</b>										
Kampong Thom Prov. Hosp._PH					0	0	0	0	0	0
Baray and Santuk					0	0	0	0	0	0
Kampong Thom					0	0	0	0	0	0
Stong					0	0	0	0	0	0
<b>Provincial Total</b>					0	0	0	0	0	0

	HIV NEW CASES									
	65+ YEARS									
	2012		2013		2014		2015		2016	
	M	F	M	F	M	F	M	F	M	F
<b>Province District</b>										
<b>Kampot</b>										
Kampot Prov. Hosp._PH					0	0	0	0	0	0
Angkor Chey					0	0	0	0	0	0
Chhouk					0	0	0	0	0	1
Kampong Trach					0	0	0	0	0	0
Kampot					0	0	0	0	0	0
<b>Provincial Total</b>					0	0	0	0	0	1
<b>Kandal</b>										
Cheychnash Hosp._PH					15	1	0	0	0	0
Ang Snuol					0	0	0	0	0	0
Kean Svay					0	0	0	0	1	1
Koh Thom					0	0	0	0	0	0
Ksach Kandal					0	0	0	0	0	0
Muk Kam Poul					0	0	1	1	0	0
Ponhea Leu					0	0	0	0	0	0
Saang					0	0	0	0	0	0
Takhmao					0	0	0	0	0	0
Lvea Em					0	0	0	0	0	0
Leuk Deak					0	0	0	0	0	0
<b>Provincial Total</b>					15	1	1	1	1	1
<b>Koh Kong</b>										
Koh Kong Prov. Hosp._PH					0	1	0	0	0	0
Smach Mean Chey					0	0	0	0	0	0
Srae Ambel					0	0	0	1	0	0
<b>Provincial Total</b>					0	1	0	1	0	0
<b>Kratie</b>										
Kratie Prov. Hosp._PH					1	0	0	0	0	0
Chhlong					0	0	0	0	1	0
Kratie					0	0	0	0	0	0
<b>Provincial Total</b>					1	0	0	0	1	0
<b>Mondul Kiri</b>										
Mondul Kiri Prov Hosp._PH					0	0	0	0	0	0
Sen Monorom					0	0	0	0	0	0
<b>Provincial Total</b>					0	0	0	0	0	0
<b>Phnom Penh</b>										
Municipal Hospital_PH					0	0	0	0	0	2
Mekong					0	2	2	3	1	6
Chaktomouk					0	0	0	0	0	2
Por Senchey					0	0	0	0	0	0
Bassak					0	0	0	0	0	0
Sen Sok					0	0	0	0	0	0
Dang Koa					0	0	0	0	0	0
Preaek Phnov					0	0	1	0	0	3
<b>Provincial Total</b>					0	2	3	3	1	13
<b>Preah Vihear</b>										
P Vihear 16 Makara Prov Hos_PH					0	0	0	0	0	0
Tbeng Meanchey					0	0	0	0	0	0
<b>Provincial Total</b>					0	0	0	0	0	0

	HIV NEW CASES									
	65+ YEARS									
	2012		2013		2014		2015		2016	
	M	F	M	F	M	F	M	F	M	F
<b>Province District</b>										
<b>Prey Veng</b>										
Prey Veng Prov. Hosp._PH					0	0	0	0	0	0
Kamchay Mear					0	0	0	0	0	0
Kampong Trabek					0	0	0	0	0	0
Mesang					0	0	0	0	0	0
Pear Ror					0	0	0	0	0	0
Pearaing					0	0	0	0	0	0
Preah Sdach					0	0	0	0	0	0
Svay Antor					0	0	0	0	0	0
Sithor Kandal					0	0	0	0	0	0
Krong Prey Veng					0	0	0	0	0	0
OD Baphnom					0	0	0	0	0	0
Pear Chor					0	0	0	0	0	0
Kanhchriech					0	0	0	0	0	0
<b>Provincial Total</b>					0	0	0	0	0	0
<b>Pursat</b>										
Pursat Prov. Hosp._PH					0	0	2	1	1	2
Bakan					0	0	0	0	0	0
Sampov Meas					0	0	0	0	0	0
Kravanh					0	0	0	0	0	0
Krakor					0	0	0	0	0	0
<b>Provincial Total</b>					0	0	2	1	1	2
<b>Ratanakiri</b>										
Ratanakiri Prov Hos_PH					0	0	0	0	0	0
Banlong					0	0	0	0	0	0
Borkeo					0	0	0	0	0	0
<b>Provincial Total</b>					0	0	0	0	0	0
<b>Siemreap</b>										
Siem Reap Prov. Hosp._PH					0	1	0	0	0	0
Kralanh					0	0	0	0	0	0
Siem Reap					0	0	0	0	0	0
Sot Nikum					2	0	0	0	0	0
Angkor Chhum					0	0	0	0	0	0
<b>Provincial Total</b>					2	1	0	0	0	0
<b>Sihanoukville</b>										
Preah Sihanouk Prov. Hosp_PH					0	0	0	0	0	0
Preah Sihanouk					0	1	0	0	0	0
<b>Provincial Total</b>					0	1	0	0	0	0
<b>Stung Treng</b>										
Stung Treng Prov. Hosp._PH					0	0	0	0	0	0
Steung Treng					0	0	0	0	0	0
<b>Provincial Total</b>					0	0	0	0	0	0
<b>Svay Rieng</b>										
Svay Rieng Prov Hosp._PH					1	0	0	0	0	0
Chi Phu					0	0	0	1	0	0
Romeas Hek					0	0	0	0	0	0
Svay Rieng					0	0	0	0	0	0
Svay Teap					0	0	0	0	0	0
<b>Provincial Total</b>					1	0	0	1	0	0

	HIV NEW CASES									
	65+ YEARS									
	2012		2013		2014		2015		2016	
	M	F	M	F	M	F	M	F	M	F
<b>Province District</b>										
<b>Takeo</b>										
Takeo Prov Hospital_PH					1	0	0	0	1	0
Ang Rokar					0	0	0	0	0	0
Bati					0	0	0	0	0	1
Daun Keo					0	0	0	0	0	0
Kirivong					0	0	0	0	0	0
Prey Kabass					0	0	0	0	0	0
Koh Andeth					0	0	0	0	0	0
<b>Provincial Total</b>					<b>1</b>	<b>0</b>	<b>0</b>	<b>0</b>	<b>1</b>	<b>1</b>
<b>Oddar Meanchey</b>										
Oddor Meanchey Prov Hosp_PH					0	0	0	0	0	0
Samraong					0	0	0	0	0	0
Anlong Veng					0	0	0	0	0	0
<b>Provincial Total</b>					<b>0</b>	<b>0</b>	<b>0</b>	<b>0</b>	<b>0</b>	<b>0</b>
<b>Kep</b>										
Kep Prov. Hosp._PH					0	0	0	0	0	0
Kep					0	0	0	0	0	0
<b>Provincial Total</b>					<b>0</b>	<b>0</b>	<b>0</b>	<b>0</b>	<b>0</b>	<b>0</b>
<b>Pailin</b>										
Pailin Prov. Hosp._PH					0	0	0	0	0	0
Pailin					0	0	0	0	0	0
<b>Provincial Total</b>					<b>0</b>	<b>0</b>	<b>0</b>	<b>0</b>	<b>0</b>	<b>0</b>
<b>Tbong Khmum</b>										
Tbong Khmum					0	0	0	0	0	0
Suong					0	0	0	0	0	0
Kroch Chhmar					0	0	0	0	0	0
Memut					0	0	0	0	0	0
O Reang Ov					0	0	0	0	0	0
Ponhea Krek					0	0	0	0	0	0
Dambae					0	0	0	0	0	0
<b>Provincial Total</b>					<b>0</b>	<b>0</b>	<b>0</b>	<b>0</b>	<b>0</b>	<b>0</b>
<b>Total</b>					<b>74</b>	<b>70</b>	<b>13</b>	<b>17</b>	<b>10</b>	<b>19</b>
<b>National Hospital</b>										
Ang Duong					0	0	0	0	1	0
Angkor Pediatric Hospital										
Calmette					3	8	0	0	1	0
CENAT					0	0	0	0	0	0
JaYa 7					0	0	0	0	0	0
Khmer-Soviet Friendship					6	2	2	30	0	0
Kossamak					0	0	0	0	0	0
Kantha Bopha					0	0	0	0	0	0
MCH					0	0	0	0	0	0
National Pediatric					0	0	0	0	0	0
<b>Provincial Total</b>					<b>9</b>	<b>10</b>	<b>2</b>	<b>30</b>	<b>2</b>	<b>0</b>
<b>Total Country</b>					<b>83</b>	<b>80</b>	<b>15</b>	<b>47</b>	<b>12</b>	<b>19</b>



	HIV NEW CASES									
	TOTAL									
	2012		2013		2014		2015		2016	
	M	F	M	F	M	F	M	F	M	F
<b>Province District</b>										
<b>Banteay Meanchey</b>										
Cambodia-Japan Friendship PH_PH					34	35	124	93	28	21
Mongkol Borei					51	49	54	50	71	61
Poipet					45	53	91	125	75	78
Preah Net Preah					57	53	1	3	2	1
Thma Puok					10	16	11	13	21	24
<b>Provincial Total</b>					<b>197</b>	<b>206</b>	<b>281</b>	<b>284</b>	<b>197</b>	<b>185</b>
<b>Battambang</b>										
Battambang Provincial Hosp._PH					234	297	128	133	112	116
Thmar Koul					2	11	25	24	22	38
Maung Russei					17	28	14	16	9	9
Sampov Luon					27	36	40	40	21	44
Battambang					2	4	14	8	16	12
Sangkae					11	7	6	7	4	3
<b>Provincial Total</b>					<b>293</b>	<b>383</b>	<b>227</b>	<b>228</b>	<b>184</b>	<b>222</b>
<b>Kampong Cham</b>										
Kampong Cham Prov. Hosp._PH					0	0	0	0	0	0
Chamkar Leu					10	19	20	12	7	4
Choeung Prey					6	6	4	6	5	11
Kampong Cham - Kg. Siem					0	0	1	5	0	3
Prey Chhor					2	1	1	0	0	0
Srey Santhor					11	9	5	8	9	6
Stueng Trang					5	4	0	1	1	2
Batheay					2	0	1	0	3	1
Koh Sotin					0	0	0	0	0	0
Kang Meas					1	1	0	1	0	1
<b>Provincial Total</b>					<b>37</b>	<b>40</b>	<b>32</b>	<b>33</b>	<b>25</b>	<b>28</b>
<b>Kampong Chhnang</b>										
Kampong Chhnang_Prov Hosp_PH					0	0	0	0	0	0
Kampong Chhnang					1	1	8	3	0	0
Kampong Tralach					8	3	2	1	2	2
Boribo					12	68	1	2	1	3
<b>Provincial Total</b>					<b>21</b>	<b>72</b>	<b>11</b>	<b>6</b>	<b>3</b>	<b>5</b>
<b>Kampong Speu</b>										
Kampong Speu Prov. Hosp._PH					22	40	23	27	14	17
Kampong Speu					1	0	0	1	0	0
Kong Pisey					18	13	6	12	6	10
Ou Dongk					15	13	15	13	5	9
Phnom Srouch					0	0	1	0	1	1
<b>Provincial Total</b>					<b>56</b>	<b>66</b>	<b>45</b>	<b>53</b>	<b>26</b>	<b>37</b>
<b>Kampong Thom</b>										
Kampong Thom Prov. Hosp._PH					23	24	6	12	0	0
Baray and Santuk					11	12	12	10	14	12
Kampong Thom					1	1	4	3	1	2
Stong					4	5	7	14	4	7
<b>Provincial Total</b>					<b>39</b>	<b>42</b>	<b>29</b>	<b>39</b>	<b>19</b>	<b>21</b>

	HIV NEW CASES									
	TOTAL									
	2012		2013		2014		2015		2016	
	M	F	M	F	M	F	M	F	M	F
<b>Province District</b>										
<b>Kampot</b>										
Kampot Prov. Hosp._PH					18	29	34	35	10	6
Angkor Chey					2	5	1	5	0	0
Chhouk					9	7	5	45	2	3
Kampong Trach					17	20	17	22	22	19
Kampot					4	3	1	4	1	1
<b>Provincial Total</b>					<b>50</b>	<b>64</b>	<b>58</b>	<b>111</b>	<b>35</b>	<b>29</b>
<b>Kandal</b>										
Cheychnash Hosp._PH					41	46	26	57	41	37
Ang Snuol					2	2	0	2	36	21
Kean Svay					6	8	8	14	16	27
Koh Thom					12	13	11	13	13	4
Ksach Kandal					4	3	1	1	2	4
Muk Kam Poul					0	5	11	62	44	95
Ponhea Leu					0	0	0	0	0	0
Saang					118	156	4	4	0	2
Takhmao					0	0	2	1	4	2
Lvea Em					0	0	0	0	0	0
Leuk Deak					0	0	0	0	0	1
<b>Provincial Total</b>					<b>183</b>	<b>233</b>	<b>63</b>	<b>154</b>	<b>156</b>	<b>193</b>
<b>Koh Kong</b>										
Koh Kong Prov. Hosp._PH					34	54	34	50	18	30
Smach Mean Chey					1	12	2	8	3	1
Srae Ambel					15	14	14	21	14	10
<b>Provincial Total</b>					<b>50</b>	<b>80</b>	<b>50</b>	<b>79</b>	<b>35</b>	<b>41</b>
<b>Kratie</b>										
Kratie Prov. Hosp._PH					28	31	31	14	21	28
Chhlong					0	8	8	4	7	2
Kratie					2	5	6	5	2	6
<b>Provincial Total</b>					<b>30</b>	<b>44</b>	<b>45</b>	<b>23</b>	<b>30</b>	<b>36</b>
<b>Mondul Kiri</b>										
Mondul Kiri Prov Hosp._PH					0	0	3	0	1	1
Sen Monorom					0	0	0	2	1	23
<b>Provincial Total</b>					<b>0</b>	<b>0</b>	<b>3</b>	<b>2</b>	<b>2</b>	<b>24</b>
<b>Phnom Penh</b>										
Municipal Hospital_PH					34	42	14	32	14	15
Mekong					42	73	58	69	58	78
Chaktomouk					21	24	23	40	15	20
Por Senchey					17	14	27	30	23	37
Bassak					28	58	48	38	49	42
Sen Sok					1	0	34	37	3	1
Dang Koa					1	1	7	5	13	8
Preaek Phnov					15	33	5	5	34	84
<b>Provincial Total</b>					<b>159</b>	<b>245</b>	<b>216</b>	<b>256</b>	<b>209</b>	<b>285</b>
<b>Preah Vihear</b>										
P Vihear 16 Makara Prov Hos_PH					22	23	15	15	11	14
Tbeng Meanchey					6	3	1	4	1	2
<b>Provincial Total</b>					<b>28</b>	<b>26</b>	<b>16</b>	<b>19</b>	<b>12</b>	<b>16</b>

	HIV NEW CASES									
	TOTAL									
	2012		2013		2014		2015		2016	
	M	F	M	F	M	F	M	F	M	F
<b>Province District</b>										
<b>Prey Veng</b>										
Prey Veng Prov. Hosp._PH					3	3	9	9	14	15
Kamchay Mear					0	2	0	1	1	2
Kampong Trabek					1	4	2	2	1	12
Mesang					10	9	1	1	3	3
Pear Ror					28	36	20	23	35	32
Pearaing					12	9	6	11	9	4
Preah Sdach					3	4	1	7	5	2
Svay Antor					0	0	0	1	2	0
Sithor Kandal					1	0	68	44	46	93
Krong Prey Veng					0	0	0	0	0	0
OD Baphnom					1	6	0	0	0	0
Pear Chor					1	1	0	0	0	0
Kanhchriech					2	1	2	2	0	2
<b>Provincial Total</b>					<b>62</b>	<b>75</b>	<b>109</b>	<b>101</b>	<b>116</b>	<b>165</b>
<b>Pursat</b>										
Pursat Prov. Hosp._PH					44	49	43	56	40	40
Bakan					1	1	3	3	0	0
Sampov Meas					0	1	1	4	3	3
Kravanh					2	1	2	4	0	1
Krakor					3	1	0	1	2	1
<b>Provincial Total</b>					<b>50</b>	<b>53</b>	<b>49</b>	<b>68</b>	<b>45</b>	<b>45</b>
<b>Ratanakiri</b>										
Ratanakiri Prov Hos_PH					16	13	21	22	12	11
Banlong					0	0	0	0	0	0
Borkeo					3	3	2	2	0	0
<b>Provincial Total</b>					<b>19</b>	<b>16</b>	<b>23</b>	<b>24</b>	<b>12</b>	<b>11</b>
<b>Siemreap</b>										
Siem Reap Prov. Hosp._PH					126	148	131	138	149	161
Kralanh					6	8	50	21	7	2
Siem Reap					24	41	22	34	14	24
Sot Nikum					23	14	20	34	27	24
Angkor Chhum					2	27	2	4	1	6
<b>Provincial Total</b>					<b>181</b>	<b>238</b>	<b>225</b>	<b>231</b>	<b>198</b>	<b>217</b>
<b>Sihanoukville</b>										
Preah Sihanouk Prov. Hosp_PH					54	70	54	63	39	52
Preah Sihanouk					8	7	3	6	14	13
<b>Provincial Total</b>					<b>62</b>	<b>77</b>	<b>57</b>	<b>69</b>	<b>53</b>	<b>65</b>
<b>Stung Treng</b>										
Stung Treng Prov. Hosp._PH					0	0	0	0	0	0
Steung Treng					24	31	11	30	4	12
<b>Provincial Total</b>					<b>24</b>	<b>31</b>	<b>11</b>	<b>30</b>	<b>4</b>	<b>12</b>
<b>Svay Rieng</b>										
Svay Rieng Prov Hosp._PH					46	24	16	17	24	26
Chi Phu					5	4	3	3	1	3
Romeas Hek					1	0	0	0	0	0
Svay Rieng					2	1	3	4	1	1
Svay Teap					1	0	35	117	0	0
<b>Provincial Total</b>					<b>55</b>	<b>29</b>	<b>57</b>	<b>141</b>	<b>26</b>	<b>30</b>

	HIV NEW CASES									
	TOTAL									
	2012		2013		2014		2015		2016	
	M	F	M	F	M	F	M	F	M	F
<b>Province District</b>										
<b>Takeo</b>										
Takeo Prov Hospital_PH					33	38	30	33	39	34
Ang Rokar					10	12	17	18	9	7
Bati					7	3	6	14	4	10
Daun Keo					2	3	2	4	1	0
Kirivong					15	18	18	36	15	15
Prey Kabass					2	3	0	0	0	0
Koh Andeth					2	3	0	2	2	5
<b>Provincial Total</b>					<b>71</b>	<b>80</b>	<b>73</b>	<b>107</b>	<b>70</b>	<b>71</b>
<b>Oddar Meanchey</b>										
Oddor Meanchey Prov Hosp_PH					101	216	20	20	18	26
Samraong					1	0	9	9	4	5
Anlong Veng					1	1	2	2	9	7
<b>Provincial Total</b>					<b>103</b>	<b>217</b>	<b>31</b>	<b>31</b>	<b>31</b>	<b>38</b>
<b>Kep</b>										
Kep Prov. Hosp._PH					3	5	5	6	1	5
Kep					0	0	2	0	1	0
<b>Provincial Total</b>					<b>3</b>	<b>5</b>	<b>7</b>	<b>6</b>	<b>2</b>	<b>5</b>
<b>Pailin</b>										
Pailin Prov. Hosp._PH					14	17	37	40	10	11
Pailin					4	7	6	8	3	1
<b>Provincial Total</b>					<b>18</b>	<b>24</b>	<b>43</b>	<b>48</b>	<b>13</b>	<b>12</b>
<b>Tbong Khmum</b>										
Tbong Khmum					4	4	2	2	4	5
Suong					0	0	0	0	0	0
Kroch Chhmar					2	2	0	5	4	2
Memut					8	14	7	8	10	10
O Reang Ov					2	2	0	4	1	5
Ponhea Krek					2	1	0	0	0	2
Dambae					0	0	0	1	0	0
<b>Provincial Total</b>					<b>18</b>	<b>23</b>	<b>9</b>	<b>20</b>	<b>19</b>	<b>24</b>
<b>Total</b>					<b>1809</b>	<b>2369</b>	<b>1770</b>	<b>2163</b>	<b>1522</b>	<b>1817</b>
<b>National Hospital</b>										
Ang Duong					0	5	3	3	2	4
Angkor Pediatric Hospital										
Calmette					81	100	69	61	75	70
CENAT					0	0	0	0	0	0
JaYa 7					0	0	21	5	37	130
Khmer-Soviet Friendship					130	105	132	164	4	185
Kossamak					10	4	0	0	0	0
Kantha Bopha					113	83	135	35	97	84
MCH					6	28	2	31	12	35
National Pediatric					44	47	31	24	35	28
<b>Provincial Total</b>					<b>384</b>	<b>372</b>	<b>393</b>	<b>323</b>	<b>262</b>	<b>536</b>
<b>Total Country</b>					<b>2193</b>	<b>2741</b>	<b>2163</b>	<b>2486</b>	<b>1784</b>	<b>2353</b>





The report was supported by Cooperative Agreement Number NU2GGH000814-05 from the Centers for Disease Control and Prevention. Its contents are solely the responsibility of the authors and do not necessarily represent the official views of the Centers for Disease Control and Prevention, the Department of Health and Human Services, or the U.S. government.



**MINISTRY OF HEALTH**

Building 80, Samdech Pen Nouth (289)  
Sangkat Boeung Kok II, Khan Toul Kork, Phnom Penh